

TA-E9000ES

SERVICE MANUAL

Ver 1.1 2002.08


With SUPPLEMENT-1

US Model
Canadian Model
AEP Model
UK Model
E Model
Australian Model
Chinese Model



Photo : GOLD

This control amplifier incorporates the Dolby* Digital (AC-3) and Pro Logic Surround systems, the DTS** Digital Surround System, and the MPEG Multichannel Digital Surround System.

* Manufactured under license from Dolby Laboratories. "Dolby", "AC-3", "Pro Logic" and the double-D symbol  are trademarks of Dolby Laboratories. Confidential Unpublished Works. ©1992-1997 Dolby Laboratories, Inc. All rights reserved.

**Manufactured under license from Digital Theater Systems, Inc. US Pat. No. 5,451,942 and other worldwide patents issued and pending. "DTS" and "DTS Digital Surround" are trademarks of Digital Theater Systems, Inc. © 1996 Digital Theater Systems, Inc. All rights reserved.

SPECIFICATIONS

Audio section

Harmonic distortion

Less than 0.05% (with sound field, and equalizer bypassed)

Frequency response

PHONO:
20 Hz ~ 20 kHz
RIAA ± 0.5 dB
LINE (TUNER, CD, MD/DAT, TAPE, TV (TV/DBS), DVD, LD, VIDEO 1, 2, and VIDEO 3):
20 Hz ~ 20 kHz
 $+0/-0.2$ dB (with sound field, and equalizer bypassed)

Signal-to-noise ratio

DIGITAL IN: 100 dB
(20 kHz LPF, A)
PHONO: 82 dB (A) *
LINE: 94 dB
(20 kHz LPF, A) **

* Measured at REC OUT

** 2.5 V input level

Inputs (Analog)

PHONO:
Sensitivity: 5 mV
Impedance:
50 kilohms
LINE (TUNER, CD, MD/DAT, TAPE, TV (TV/DBS), DVD, LD, VIDEO 1, 2, and VIDEO 3):
Sensitivity: 250 mV
Impedance:
50 kilohms

Inputs (Digital)

DVD (coaxial):
Sensitivity: 0.5 Vp-p
Impedance: 75 ohms
LD (AC-3 RF):
Impedance: 75 ohms
LD (coaxial):
Sensitivity: 0.5 Vp-p
Impedance: 75 ohms
CD (coaxial):
Sensitivity: 0.5 Vp-p
Impedance: 75 ohms
CD, MD/DAT, TV (TV/DBS), LD (Optical)
DVD (optical)

— Continued on next page —

AV CONTROL AMPLIFIER

Outputs (Analog)	MD/DAT, TAPE (REC OUT); VIDEO 1, 2, 3 (REC OUT): Voltage: 250 mV, Impedance: 1 kilohm	Decodable Digital Formats Dolby Digital (AC-3), MPEG, DTS, Linear PCM	AC outlets	European models : 1 switched, 100 W USA and Canadian models : 2 switched, total 120 W/1 A
	PRE OUT (FRONT L/ R, CENTER, REAR L/R, WOOFER): Voltage: 1 V Impedance: 200 ohms			
	PHONES: Accepts low- and high-impedance headphones			
Outputs (Digital)	MD/DAT (Optical)		Dimensions	430 × 150 × 387 mm (17 × 6 × 15 ¹ / ₄ inches) including projecting parts and controls
Sampling Frequency	48 kHz		Mass (Approx.)	12.8 kg (28 lb 04 oz)
EQ	BASS: 100 Hz ~ 1.0 kHz (21 steps)	Video section	Supplied accessories Check that you received the following items with the unit: • Audio Cord (3) • Remote commander RM-TP501E (remote) (1) • LR6 (size-AA) alkaline batteries (4) • Coin shaped lithium battery (CR-2032) (1)	Design and specifications are subject to change without notice.
	MID: 99 Hz ~ 8.6 kHz (41 steps)			
	TREBLE: 1.0 kHz ~ 10 kHz (21 steps)			
	Gain levels: ±10 dB, 1 dB step			
		General		
		Power requirements European models : 230 V AC, 50/60Hz USA and Canadian models : 120 V AC, 60Hz		
		Power consumption 72 W		

与安全有关的零部件须知

在原理图上用阴影及 △ 标记来识别的零部件在安全操作上是具有关键性的。这些零部件要用本手册中所示的部件号对应的索尼零部件进行更换。

在安全操作上具有关键性的电路调整与索尼公司出版的维修手册完全一致。在更换关键零部件时或怀疑动作失常时，请进行这些调整操作。

SAFETY-RELATED COMPONENT WARNING !!

COMPONENTS IDENTIFIED BY MARK △ OR DOTTED LINE WITH MARK △ ON THE SCHEMATIC DIAGRAMS AND IN THE PARTS LIST ARE CRITICAL TO SAFE OPERATION. REPLACE THESE COMPONENTS WITH SONY PARTS WHOSE PART NUMBERS APPEAR AS SHOWN IN THIS MANUAL OR IN SUPPLEMENTS PUBLISHED BY SONY.

ATTENTION AU COMPOSANT AYANT RAPPORT À LA SÉCURITÉ!!

LES COMPOSANTS IDENTIFIÉS PAR UNE MARQUE △ SUR LES DIAGRAMMES SCHÉMATIQUES ET LA LISTE DES PIÈCES SONT CRITIQUES POUR LA SÉCURITÉ DE FONCTIONNEMENT. NE REMPLACER CES COMPOSANTS QUE PAR DES PIÈCES SONY DONT LES NUMÉROS SONT DONNÉS DANS CE MANUEL OU DANS LES SUPPLÉMENTS PUBLIÉS PAR SONY.

CAUTION

Danger of explosion if battery is incorrectly replaced.
Replace only with the same or equivalent type recommended by the equipment manufacturer.
Discard used batteries according to manufacture's instructions.

ADVARSEL!

Lithiumbatteri - Eksplosionsfare ved fejlagtig håndtering.
Udskiftning må kun ske med batteri af samme fabrikat og type.
Levér det brugte batteri tilbage til leverandøren.

ADVARSEL

Eksplosjonsfare ved feilaktig skifte av batteri.
Benytt samme batteritype eller en tilsvarende type anbefalt av
apparatfabrikanten.
Brukte batterier katterier kasseres i henhold til fabrikantens


VARNIG

Explosionsfara vid felaktigt batteribyte.
Använd samma batterityp eller en likvärdig typ som rekommenderas
av apparattillverkaren.
Kassera använt batteri enligt gällande föreskrifter.

VAROITUS

Parist voi räjähtää, jos se on virheellisesti asennettu.
Vaihda paristo ainoastaan laitevalmistajan suosittelemaan tyyppiin.
Hävitä käytetty paristo valmistajan ohjeiden mukaisesti.

MODEL IDENTIFICATION — BACK PANEL —



MODEL	PARTS No.-
US, CND model	4-211-440-1□
AEP, UK, E, AUS, CH model	4-211-440-2□

- Abbreviation
CND : Canadian model
AUS : Australian model
CH : Chinese model

SAFETY CHECK-OUT

After correcting the original service problem, perform the following safety checks before releasing the set to the customer:
Check the antenna terminals, metal trim, "metallized" knobs, screws, and all other exposed metal parts for AC leakage. Check leakage as described below.

LEAKAGE

The AC leakage from any exposed metal part to earth Ground and from all exposed metal parts to any exposed metal part having a return to chassis, must not exceed 0.5 mA (500 microamperes). Leakage current can be measured by any one of three methods.

1. A commercial leakage tester, such as the Simpson 229 or RCA WT-540A. Follow the manufacturers' instructions to use these instruments.
2. A battery-operated AC milliammeter. The Data Precision 245 digital multimeter is suitable for this job.
3. Measuring the voltage drop across a resistor by means of a VOM or battery-operated AC voltmeter. The "limit" indication is 0.75 V, so analog meters must have an accurate low-voltage scale. The Simpson 250 and Sanwa SH-63Trd are examples of a passive VOM that is suitable. Nearly all battery operated digital multimeters that have a 2V AC range are suitable. (See Fig. A)

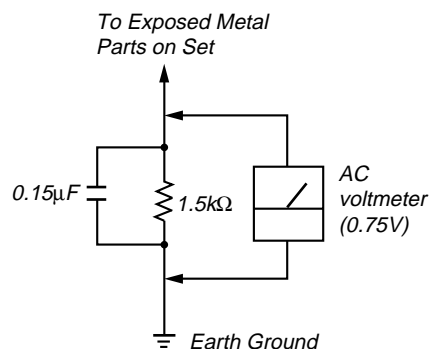


Fig. A. Using an AC voltmeter to check AC leakage.

TABLE OF CONTENTS

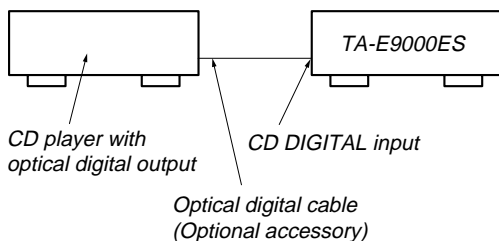
1. SERVICING NOTE	4	4-10. Printed Wiring Board – Analog Section –	57
2. GENERAL	5	4-11. Printed Wiring Board – Digital Section –	59
3. ELECTRICAL ADJUSTMENT	11	4-12. Schematic Diagram – Digital (1/8) Section –	63
4. DIAGRAMS		4-13. Schematic Diagram – Digital (2/8) Section –	65
4-1. Circuit Boards Location	12	4-14. Schematic Diagram – Digital (3/8) Section –	67
4-2. Block Diagrams		4-15. Schematic Diagram – Digital (4/8) Section –	69
• Video Section	13	4-16. Schematic Diagram – Digital (5/8) Section –	71
• S-Video Section	15	4-17. Schematic Diagram – Digital (6/8) Section –	73
• Analog (1/3) Section	17	4-18. Schematic Diagram – Digital (7/8) Section –	75
• Analog (2/3) Section	19	4-19. Schematic Diagram – Digital (8/8) Section –	77
• Analog (3/3) Section	21	4-20. Schematic Diagram – Display (1/2) Section –	79
• Digital (DIR/ADC) Section	23	4-21. Schematic Diagram – Display (2/2) Section –	81
• Digital (DSP) Section	25	4-22. Printed Wiring Board – Display Section –	83
• Digital (CPU (1/2)) Section	27	4-23. Schematic Diagram – AC 3RF Section –	85
• Digital (CPU (2/2)) Section	29	4-24. Printed Wiring Board – AC 3RF Section –	87
• Digital (SRC/DAC) Section	31	4-25. Schematic Diagram – Power Section –	89
• Digital (IDAC/OUT) Section	33	4-26. Printed Wiring Board – Power Section –	91
• Display Section	35	4-27. Schematic Diagram – AC Input Section –	93
• AC-3RF Section	37	4-28. Printed Wiring Board – AC Input Section –	95
• Power Section	39	4-29. Schematic Diagram – Clock Section –	97
4-3. Schematic Diagram – Video Section –	43	4-30. Printed Wiring Board – Clock Section –	97
4-4. Printed Wiring Board – Video Section –	45	4-31. IC Block Diagrams	98
4-5. Schematic Diagram – (S) Video Section –	47	4-32. IC Pin Functions	102
4-6. Printed Wiring Board – (S) Video Section –	49	5. EXPLODED VIEWS	
4-7. Schematic Diagram – Analog (1/3) Section –	51	5-1. Back Panel Section	117
4-8. Schematic Diagram – Analog (2/3) Section –	53	5-2. Front Panel Section	118
4-9. Schematic Diagram – Analog (3/3) Switch Section –	55	5-3. Chassis Section	119
		6. ELECTRICAL PARTS LIST	120

SECTION 1 SERVICING NOTE

MEASURING VOLTAGE AND WAVEFORM

Measure the voltage and waveform of this unit at the following conditions.

Connection Diagram:



Procedure:

1. Perform initialization. (Refer to the following.)
2. Rotate the **INPUT SELECTOR** knob and select CD.
3. Set the **MASTER VOLUME** to -20 dB.
4. Using a YEDS-18 disc (3-702-101-01), etc., input the reference signal 1 KHz 0 dB (Lch + Rch) into "CD DIGITAL Input".
(It is recommended that the CD player be set to the 1-track repeat mode during playback.)

Initialization

Mode for initializing the state for setting the unit .

1. Press the **MAIN MENU** button to display "<<<CUSTOMIZE>>>".
2. Rotate the **MENU** knob to display "MEMORY CLEAR[NO]".
3. Rotate the **+/-** knob to display "MEMORY CLEAR[YES]".
4. After about 1 second, "Are you sure [NO]" will be displayed. Rotate the **+/-** knob to display "Are you sure [YES]".
5. After about 1 second, the power goes off automatically and initialization is executed. After this, the power turns on again.

Location of Parts and Basic Operations

This chapter provides information about the locations and functions of the buttons and controls on the front panel and the various jacks on the rear panel. It also explains basic operations.

Front Panel Parts Description

1 ① switch

Press to turn the control amplifier on and off.

- Before you turn on the control amplifier, make sure that you have turned the MASTER VOLUME control to the leftmost position to avoid damaging you speakers.

STANDBY indicator

Lights when the control amplifier is turned off (standby mode) and turns off when the control amplifier is turned on.

2 INPUT SELECTOR control

Turn to select the component you want to use.

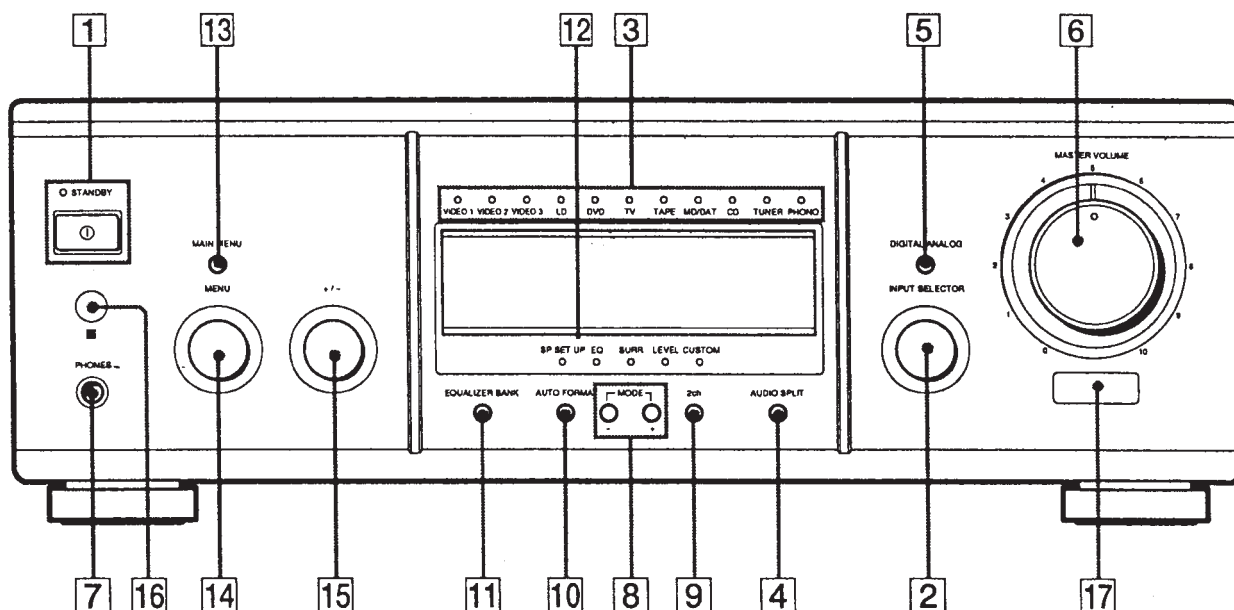
To select	Turn to light
VCR	VIDEO 1, VIDEO 2, or VIDEO 3
LD player	LD
DVD player	DVD
TV tuner	TV (Europe only)
TV or DBS tuner	TV/DBS (USA/Canada only)
Tape deck	TAPE
MD or DAT deck	MD/DAT
CD player	CD
Tuner	TUNER
Turntable	PHONO

After selecting the component, turn on the component you selected and play the program source.

- After selecting VCR, LD player, or DVD player, turn on the TV and set the TV's video input.

3 Input indicators

Light to indicate the current source component(s).



4 AUDIO SPLIT button

Press to select and play another audio source in combination with the selected component.

- 1 Turn INPUT SELECTOR to select a video component.
- 2 Press AUDIO SPLIT repeatedly to select a different audio source or press AUDIO SPLIT once to display the current settings and turn +/- to select the different audio source. The display switches to "V:XXX A:XXX" to show both the video (V:XXX) and audio (A:XXX) sources.

To cancel AUDIO SPLIT

Press and hold AUDIO SPLIT for at least two seconds.

💡 Input indicators

Normally, the indicator above the selected input lights orange. However, when AUDIO SPLIT is used to select a different audio source, the video input lights green and the audio input lights orange.

Note

When using AUDIO SPLIT, the input (digital/analog) of the selected audio source is automatically set to "AUTO" (see "5 DIGITAL/ANALOG button" for details).

5 DIGITAL/ANALOG button

Press to select either digital or analog audio signals for your digital components (DVD, LD, TV (TV/DBS), CD and MD/DAT).

Each press switches the input of the currently selected component as follows :

Select	To
AUTO	Give priority to digital signals when there are both digital and analog connections. If there are no digital signals, analog is selected. Priority is : ① AC-3 RF ② DIGITAL (OPTICAL) or (COAXIAL) ③ ANALOG
ANALOG	Specify the analog audio signals input to the AUDIO IN (L and R) jacks.
DIGITAL (OPTICAL)	Specify the digital audio signals input to the DIGITAL OPTICAL IN jacks.
DIGITAL (COAXIAL)	Specify the digital audio signals input to the DIGITAL COAXIAL IN jack. (CD, DVD, LD only)
AC-3 RF	Specify the radio frequency signals input to the AC-3 RF IN jack. (LD only)

The DIGITAL/ANALOG button lights up when the INPUT SELECTOR is used to select a component whose input is set to something other than "AUTO".

Front Panel Parts Description

⑥ MASTER VOLUME control

After turning on the component you selected, turn to adjust the volume.

⑦ PHONES jack

Use to connect stereo headphones.

Connecting headphones cuts the output from the PRE OUT jacks.



The PHONES jack on this amplifier can present audio in Virtual Surround

When listening to media recorded in multi-channel audio format (Dolby Digital, Dolby Pro Logic, DVD encoded with DTS, etc.), Virtual Surround simulates the audio playback produced by speakers placed at fixed positions around the listener. When you connect headphones, "V. MOVIE PHONES" appears in the display. Virtual Surround starts automatically with playback of media recorded in a multi-channel audio format. However, pressing 2ch or AUTO FORMAT, or using when the sound field is off presents a 2 channel stereo downmix to the headphones.

⑧ MODE +/- buttons

Press repeatedly to select the desired sound field.

For details, see "Selecting a Sound Field" on page 23.

⑨ 2ch button

Press to cancel the sound fields and output the sound of the selected source from only the front left and right speakers.

For details, see "SURROUND OFF (2ch)" on page 26.

⑩ AUTO FORMAT button

Press to set the unit to automatically detect the type of signals being input and perform the proper decoding. This mode presents the sound as it was recorded / encoded without adding any effects.

For details, see "AUTO FORMAT DECODING" on page 26.

⑪ EQUALIZER BANK button

Press repeatedly to select an equalizer (EQ PRESET 1~5) or turn the equalizer off (EQUALIZER OFF).



To maintain the highest fidelity to the original source

Do the following to bypass the sound field and equalizer circuits.

- 1 Press EQUALIZER BANK to turn off the equalizer.
- 2 • When listening to multi-channel sources, press AUTO FORMAT to turn off the sound field processing.
- When listening to two channel (stereo) sources, press 2ch to bypass the sound field processing.

The result will be a sound that is highly faithful to the program source.

⑫ Menu indicators

Light to indicate the menu selected using the MAIN MENU button (⑬).

⑬ MAIN MENU button

Press this button repeatedly to select any of the following menus. The corresponding menu indicator (⑫) also lights.

When menu is	You can
SP SETUP	Specify speaker sizes, locations and crossover frequencies (page 18).
EQUALIZER	Adjust the equalization (bass / mid / treble) of the front, center and rear speakers or clear equalizer presets from the memory (page 32).
SURROUND	Change the various surround parameters (effect level, wall type, etc.), and adjust the overall tone of the sound field (page 34).
LEVEL	Adjust speaker balance, volume levels, and overall dynamic range, etc (page 35).
CUSTOMIZE	Make a variety of adjustments and customize how the control amplifier operates (page 38).

⑭ MENU knob

Turn to select a parameter from the current menu.

⑮ +/- knob

Turn to adjust the setting of the current parameter.

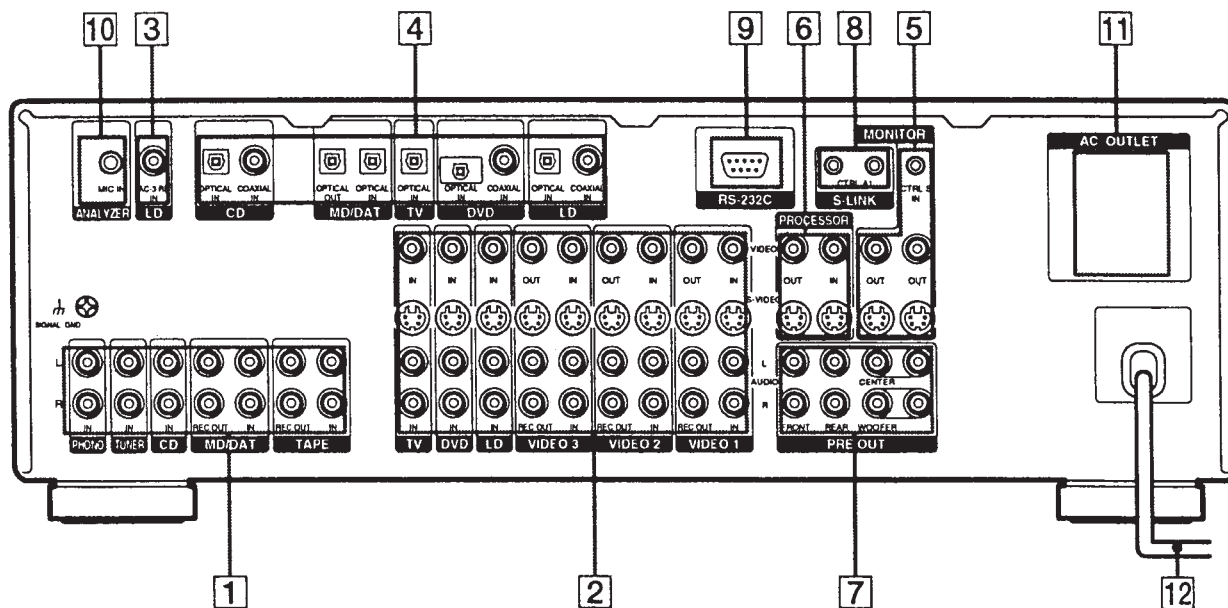
⑯ IR receptor

Receives IR signals emitted by the remote.

⑰ IR emitter

Emits IR signals to the remote.

Rear Panel Parts Description



1 Audio IN and REC OUT jacks

Connect to the analog audio output and input jacks of your audio components (see page 8).

2 Video IN and REC OUT jacks

Connect to the video and analog audio output and input jacks of your video components (see page 9).

3 LD AC-3 RF IN jack

Connect to the AC-3 RF OUT jack on your LD (LD/DVD) player (see page 6).

4 Digital IN and OUT jacks

Connect to the optical or coaxial digital outputs and inputs of your audio and video components (see pages 6 and 7).

5 MONITOR jacks

Connect to video input on your TV or monitor (see page 9).

6 PROCESSOR jacks

Use to connect a video processor or video titler to alter the video signals input to this unit. For details, see "Video Component Hookups" on page 9 and "Video Signal Block Diagram" on page 48.

To use the PROCESSOR jacks, set the CUSTOMIZE menu's "V. PROCESSOR" parameter to "ON" (see page 38).

7 PRE OUT jacks

Connect to your power amplifier(s) (see page 5).

8 S-LINK jacks

Use to connect other Sony components (see page 10).

9 RS-232C jack

For use with future upgrades.

10 ANALYZER jack

For use with future upgrades.

11 AC OUTLET jack(s)

The power supplied by the switched outlet(s) turns on and off simultaneously with the power of the control amplifier.

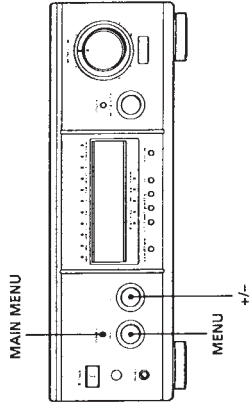
12 AC power cord

Connect to a wall outlet.

Settings and Adjustments

This chapter describes how to use the menu operations to change various settings, adjust the sound fields, and customize various aspects of the control amplifier's functionality.

Using the Menus



Use the menu operations to adjust various parameters and customize the control amplifier to suit your listening environment, your speaker, your components, and your personal preferences.

- 1 Press MAIN MENU repeatedly to display the menu you desire.
See "Menu Function Table" starting on the next page for a chart showing the menus and their respective parameters.
- 2 Turn MENU to select the desired parameter from the selected menu.
- 3 Turn +/- to select the setting you desire.
The new setting becomes effective and is stored automatically.
- 4 Repeat steps 1 through 3 to adjust all necessary parameters.

Notes

- Certain parameters may not be available for adjustment due to the setting of other parameters (etc.). Unavailable parameters appear dimmed when shown in the display.
- An EQUALIZER BANK (1-5) must be chosen before the EQUALIZER menu can be adjusted.

Menu Function Table

Menus (Push MAIN MENU)	Parameters (Turn MENU)	Range (Turn +/-)	Description
<SP SETUP>	FRONT SP [LARGE]	LARGE, SMALL	Pages 18-19
	CENTER SP [LARGE]	LARGE, SMALL, NO	
	REAR SP [LARGE]	LARGE, SMALL, NO	
	SUB WOOFER [YES]	YES, NO	Pages 19-20
	FRONT 5.0 meter	From 1.0 to 12.0 m (in 0.1 m steps)	
	CENTER 5.0 meter	From 1.0 to 12.0 m (in 0.1 m steps)	
	REAR 3.5 meter	From 1.0 to 12.0 m (in 0.1 m steps)	Pages 20-21
	S.W 5.0 meter	From 1.0 to 12.0 m (in 0.1 m steps)	
	S.W PHASE [NORMAL]	NORMAL, REVERSE	
	REAR POS1. [BEHIND]	SIDE, MIDDLE, BEHIND	Pages 21-22
	REAR HEIGHT [LOW]	HIGH, LOW	
	FRONT SP > 120 Hz	From 40 Hz to 200 Hz (10 Hz steps)	
	CENTER SP > 120 Hz	From 40 Hz to 200 Hz (10 Hz steps)	Page 22
	REAR SP > 120 Hz	From 40 Hz to 200 Hz (10 Hz steps)	
	DIST. UNIT	meter, feet	
<EQUALIZER>	FRONT BASS 0 dB	From -10.0 to +10.0 dB (in 0.5 dB steps)	Pages 32-33
	FRONT BASS 250 Hz	From 99 Hz to 1 kHz (in 21 steps)	
	FRONT MID 0 dB	From -10.0 to +10.0 dB (in 0.5 dB steps)	Pages 33-34
	FRONT MID ??? kHz	From 198 Hz to 10 kHz (in 37 steps)	
	FRONT MID [WIDE]	WIDE, MIDDLE, NARROW	
	FRONT TREBLE 0 dB	From -10.0 to +10.0 dB (in 0.5 dB steps)	Pages 34-35
	FRONT TREBLE 2.5 kHz	From 1.0 to 10 kHz (in 23 steps)	
	CENTER BASS 0 dB	From -10.0 to +10.0 dB (in 0.5 dB steps)	
	CENTER BASS 250 Hz	From 99 Hz to 1 kHz (in 21 steps)	Pages 35-36
	CENTER MID 0 dB	From -10.0 to +10.0 dB (in 0.5 dB steps)	
	CENTER MID ??? kHz	From 198 Hz to 10 kHz (in 37 steps)	
	CENTER MID [WIDE]	WIDE, MIDDLE, NARROW	Pages 36-37
	CENTER TREBLE 0 dB	From -10.0 to +10.0 dB (in 0.5 dB steps)	
	CENTER TREBLE 2.5 kHz	From 1.0 to 10 kHz (in 23 steps)	
	REAR BASS 0 dB	From -10.0 to +10.0 dB (in 0.5 dB steps)	Pages 37-38
	REAR BASS 250 Hz	From 99 Hz to 1 kHz (in 21 steps)	
	REAR MID 0 dB	From -10.0 to +10.0 dB (in 0.5 dB steps)	
	REAR MID ??? kHz	From 198 Hz to 10 kHz (in 37 steps)	Pages 38-39
	REAR MID [WIDE]	WIDE, MIDDLE, NARROW	
	REAR TREBLE 0 dB	From -10.0 to +10.0 dB (in 0.5 dB steps)	
	REAR TREBLE 2.5 kHz	From 1.0 to 8.6 kHz (in 23 steps)	Page 39
	PRESET (1-5) clear [YES]	NO, YES	

Menus (Push MAIN MENU)	Parameters (Turn MENU)	Range (Turn +/-)	Description
<SURROUND>	SURR. EFFECT 100%	From 0 to 150% (in 5% steps)	Page 34
	WALLS _____ L _____ H _____	17 step	
	REVERB S _____ L _____	17 step	
	BASS +0 dB	From -10.0 to +10.0 dB (in 1 dB steps)	Page 34
	BASS ??? Hz	From 99 to 1 kHz (in 21 steps)	
	MID +0 dB	From -10.0 to +10.0 dB (in 1.0 dB steps)	
	MID [WIDE]	WIDE, MIDDLE, NARROW	
	MID ??? Hz	From 198 Hz to 10 kHz (in 37 steps)	
	TREBLE +0 dB	From -10.0 to +10.0 dB (in 1.0 dB steps)	
	TREBLE ??? Hz	From 1.0 to 10 kHz (in 23 steps)	
<LEVEL>	TEST TONE [LS] auto	OFF, AUTO, L, C, R, RS, LS, SW	Pages 35-36
	FRONT L _____ R _____	17 step (in 0.5 dB steps)	
	REAR L _____ R _____	17 step (in 0.5 dB steps)	
	CENTER LEVEL - 0 dB	From +10.0 to -20.0 dB, OFF (in 0.5 dB steps)	
	REAR LEVEL - 0 dB	From +10.0 to -20.0 dB, OFF (in 0.5 dB steps)	
	SUB WOOFER - 0 dB	From +10.0 to -20.0 dB, OFF (in 0.5 dB steps)	
	LFE MIX - 0 dB	From +0.0 to -20.0 dB, OFF (in 0.5 dB steps)	
	D. RANGE COMP STD	OFF, 0.1 - - - 0.9, STD, MAX	
	DIALOG TRIM +0.0 dB	From +5.0 to -5.0 dB (in 0.5 dB steps)	
	SURR TRIM +0.0 dB	From +5.0 to -5.0 dB (in 0.5 dB steps)	
<CUSTOMIZE>	MUTING [OFF]	OFF, ON	
	VOLUME -000 dB	0 - - - 100 dB, ∞ dB (min. 0.5 dB step)	
	V. PROCESSOR [OFF]	OFF, ON	Page 38
	V: (video source) A: (audio source)		
	AU INPUT [ANALOG]	AUTO, OPTICAL, COAXIAL, AC-3 RE, ANALOG	
	DECODE MODE [AC-3]	AUTO, AC-3, DTS, MPEG	
	DISP. DIMMER [100%]	100 - - - 25% (in 1% steps)	
	OUTPUT LEVEL [NORM]	NORM, LOW	
	MEMORY CLEAR [YES]	NO, YES	Page 38
	SLEEP 0:00:00	2:00:00, 1:30:00, 1:00:00, 0:30:00, OFF	Page 38

SECTION 3 ELECTRICAL ADJUSTMENT

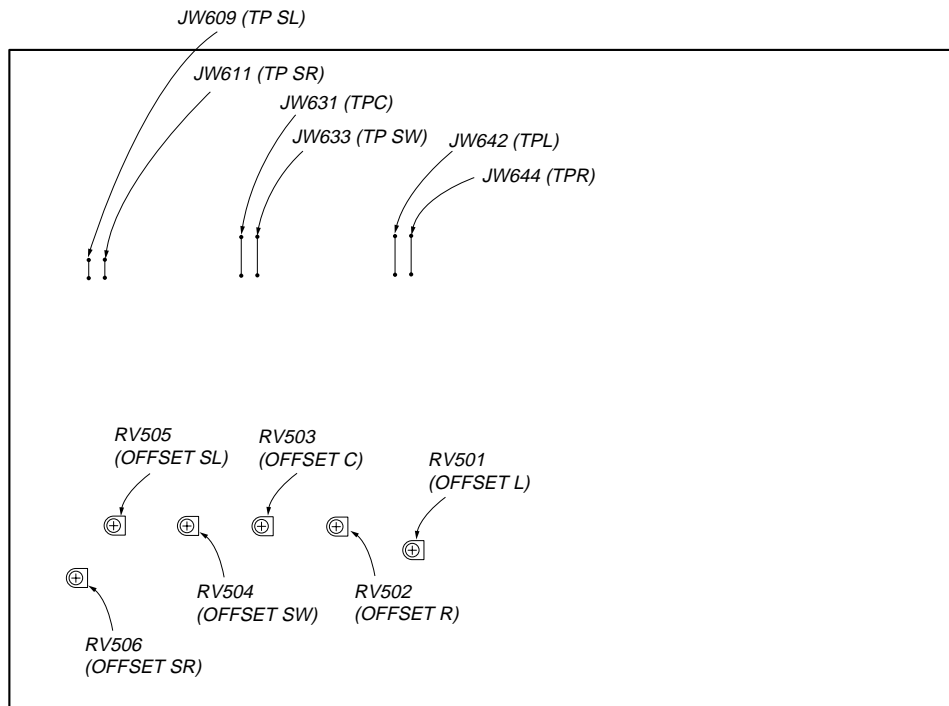
OFFSET ADJUSTMENT

1. Connect the CD player, etc. to a digital input terminal. (The optical or coaxial terminal can be used for the input terminal.)
2. Switch the function, and select the connected source.
3. Set the connected equipment into the no-signal state.
4. Rotate the adjustment control corresponding to the channel to be adjusted, and adjust the voltage of the corresponding test point to 0 ± 2 mV.

Channel	Adjusting Point	Measuring Point
FRONT L ch	RV501 (OFFSET L)	TP L (JW642)
FRONT R ch	RV502 (OFFSET R)	TP L (JW644)
CENTER	RV503 (OFFSET C)	TP C (JW631)
WOOFER	RV504 (OFFSET SW)	TP SW (JW633)
REAR L ch	RV505 (OFFSET SL)	TP SL (JW609)
REAR R ch	RV506 (OFFSET SR)	TP SR (JW611)

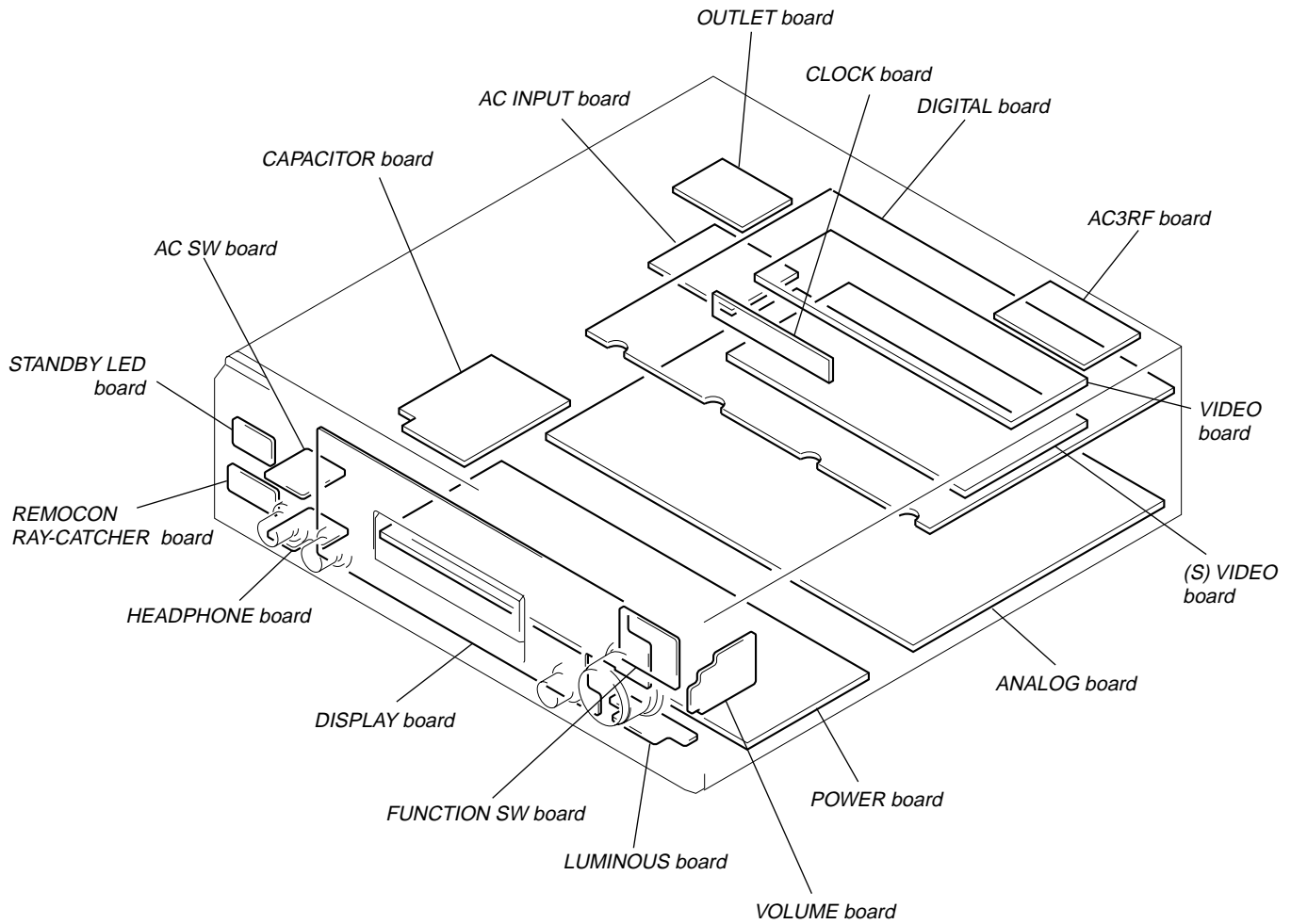
Adjustment Location:

[ANALOG BOARD] – Component side –

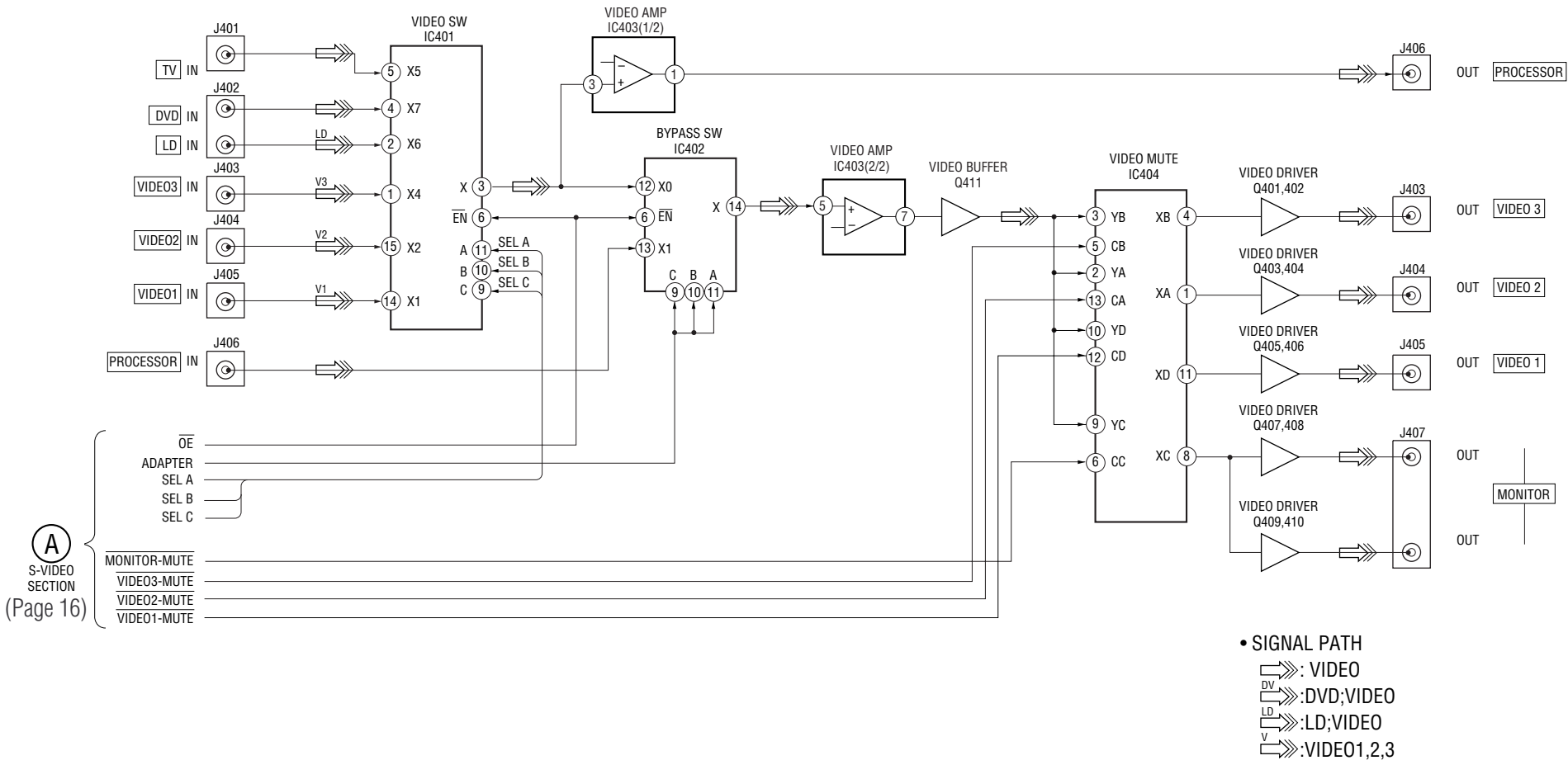


SECTION 4 DIAGRAMS

4-1. CIRCUIT BOARDS LOCATION

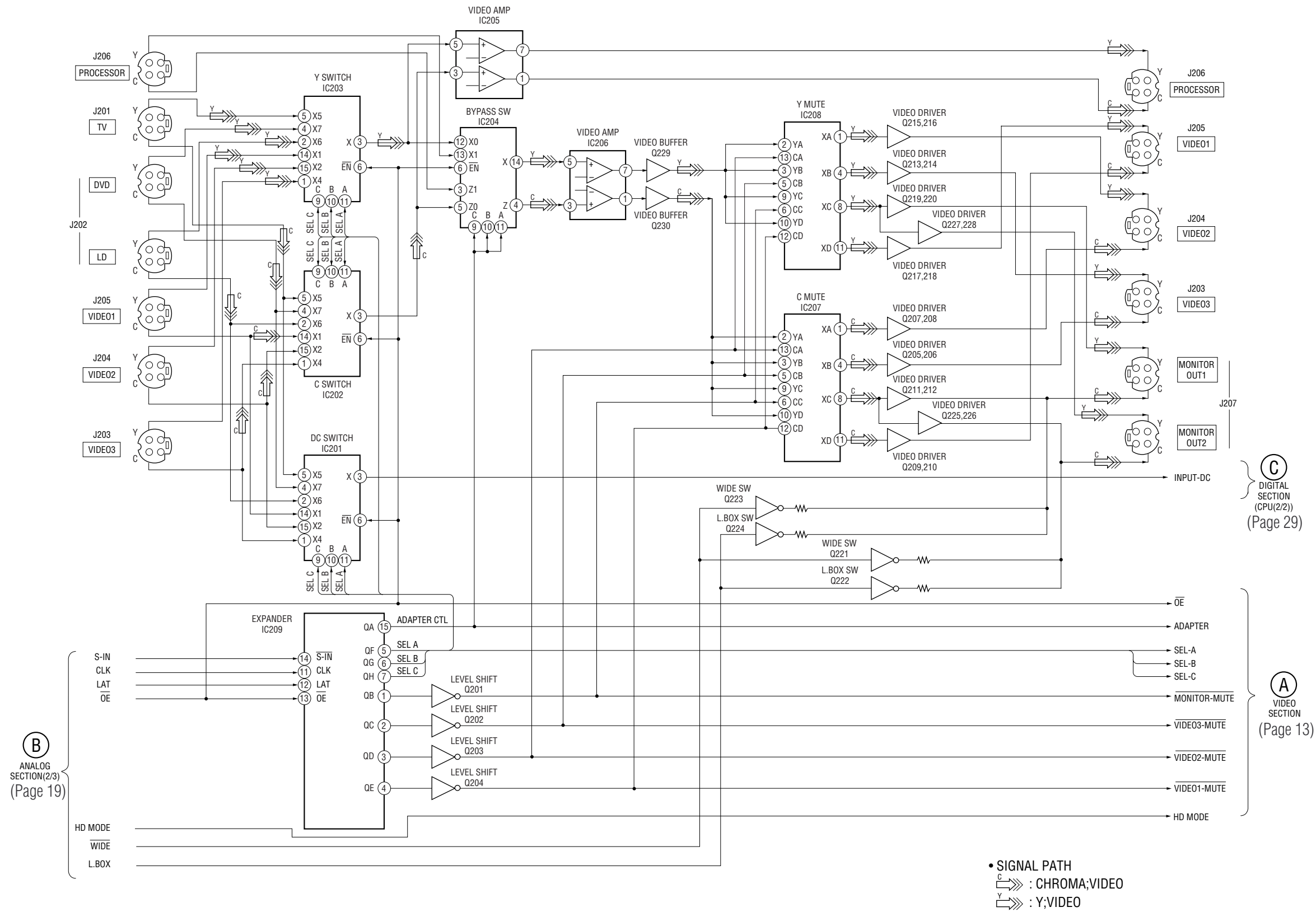


4-2. BLOCK DIAGRAMS
- VIDEO SECTION -

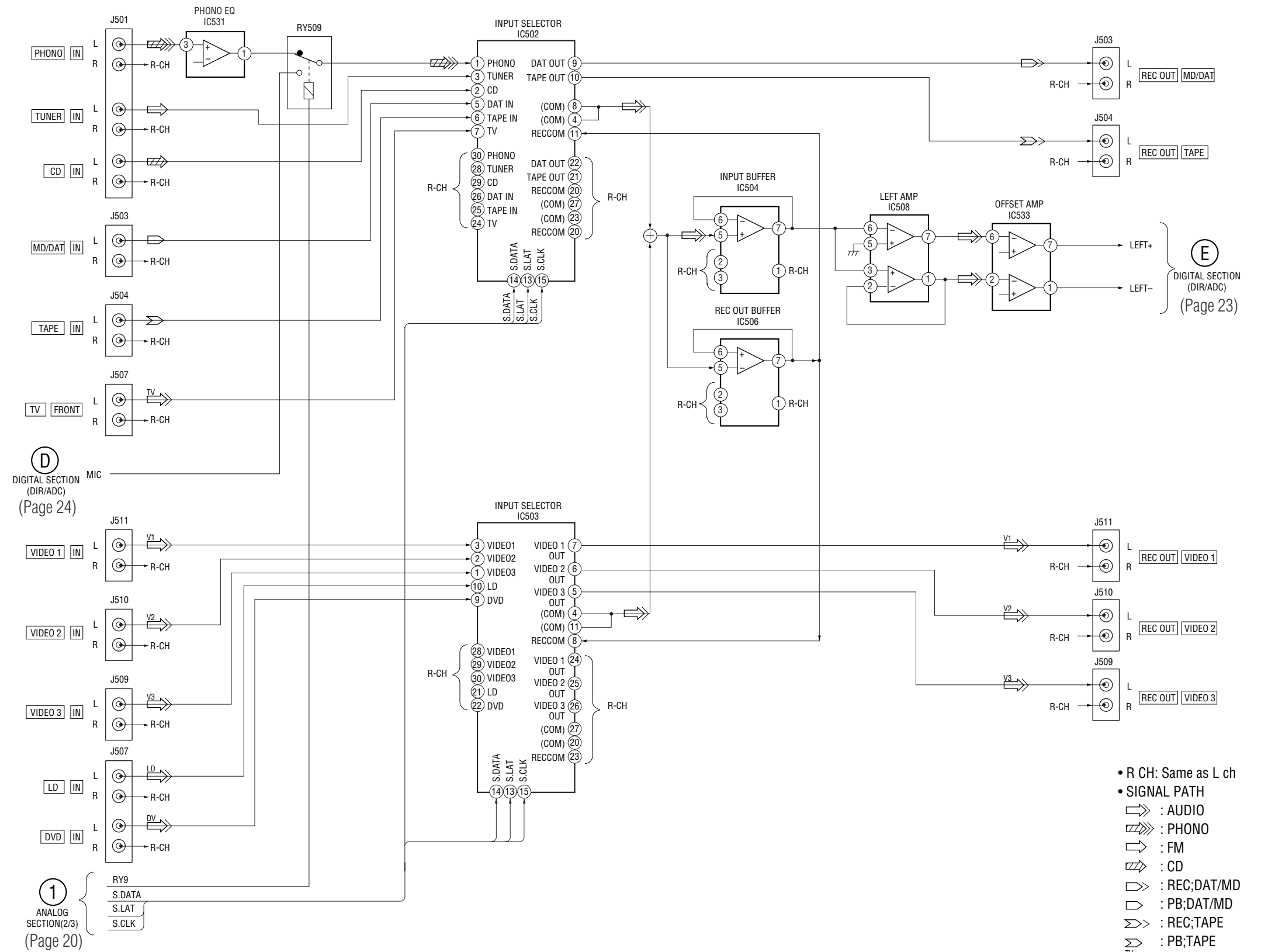


A
S-VIDEO
SECTION
(Page 16)

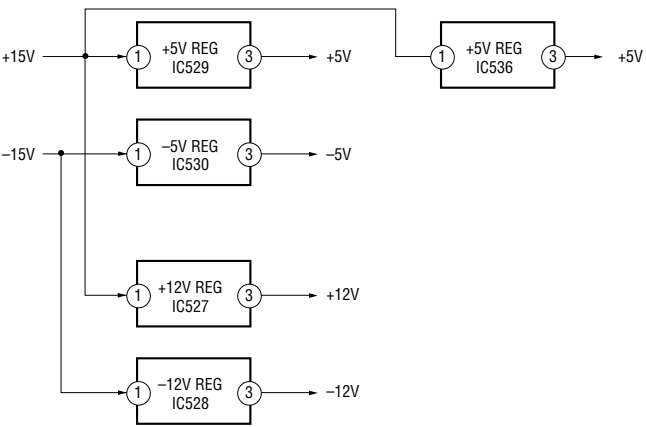
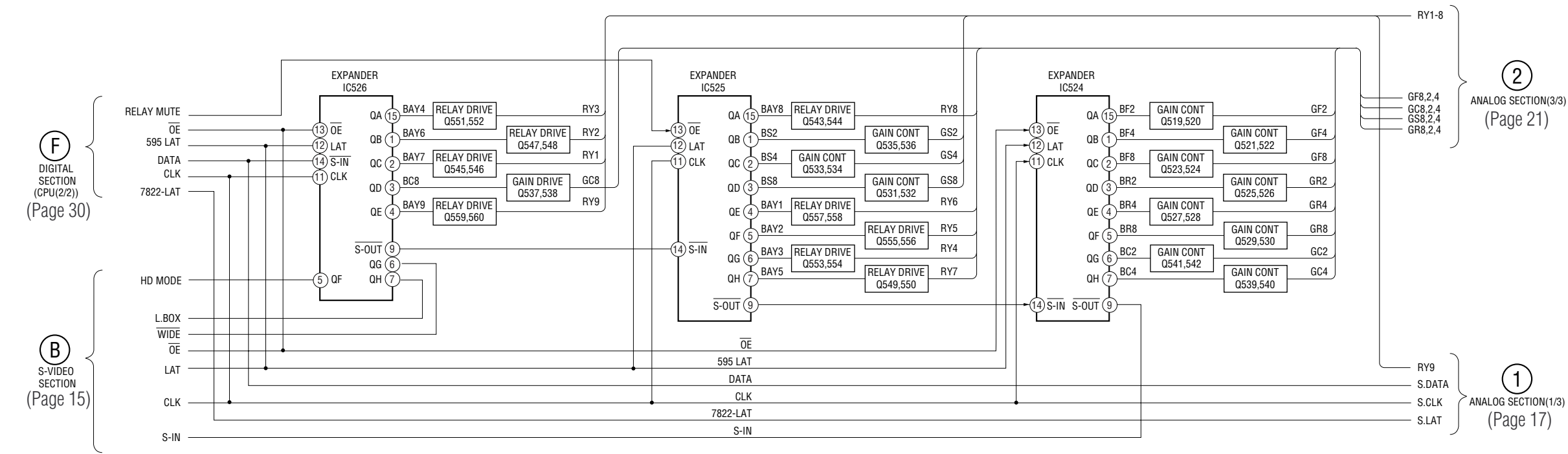
– S-VIDEO SECTION –



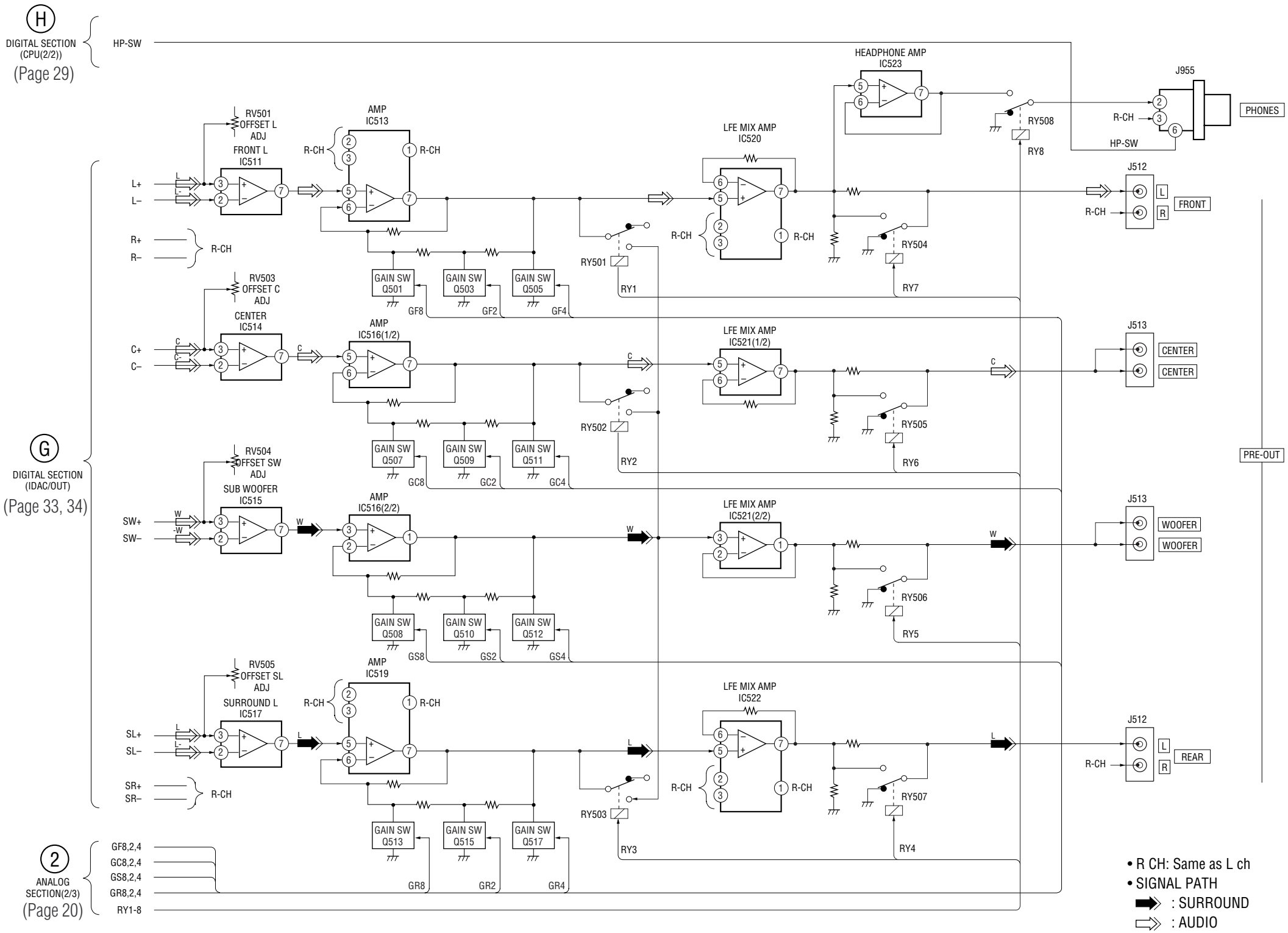
– ANALOG (1/3) SECTION –



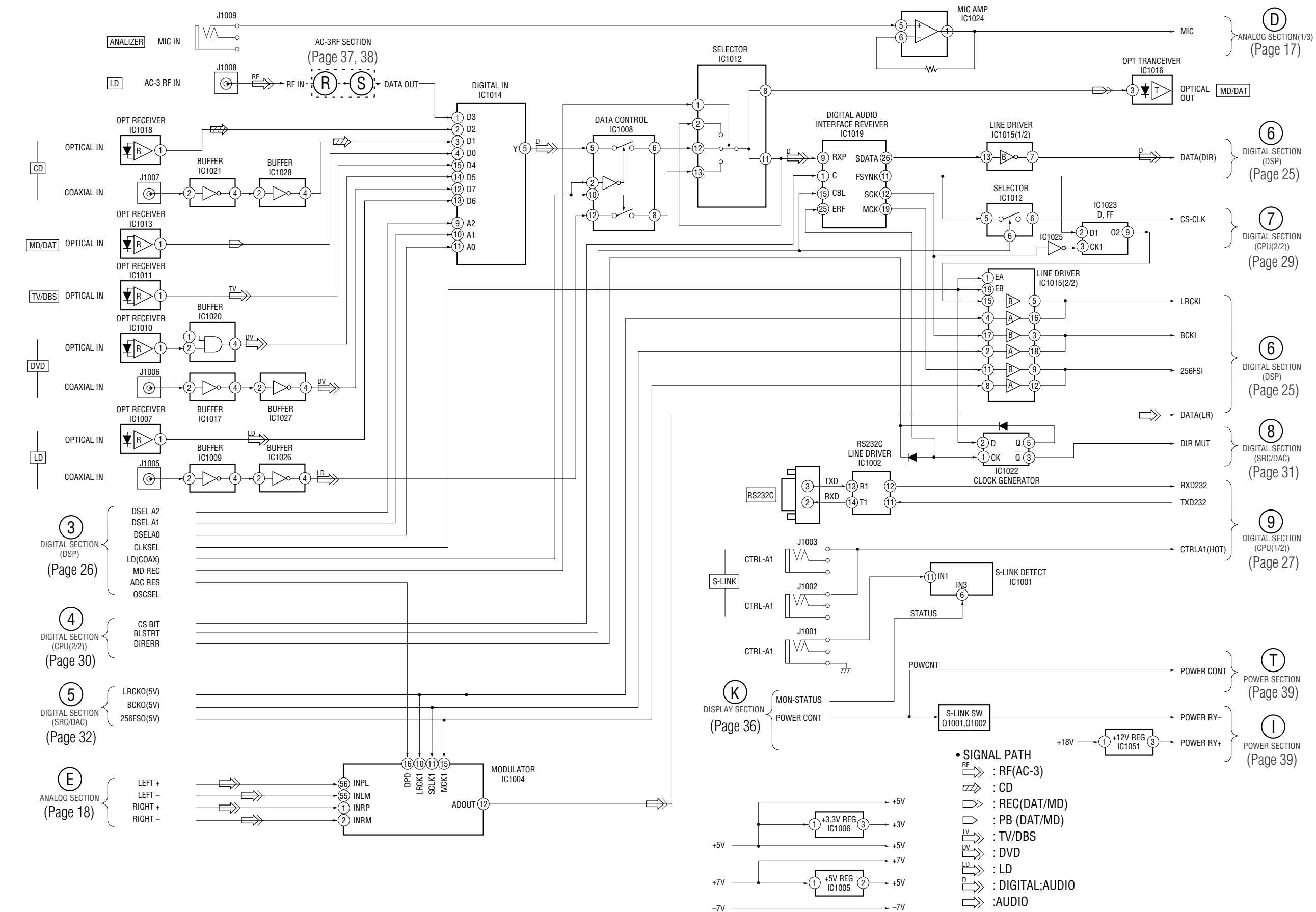
– ANALOG (2/3) SECTION –

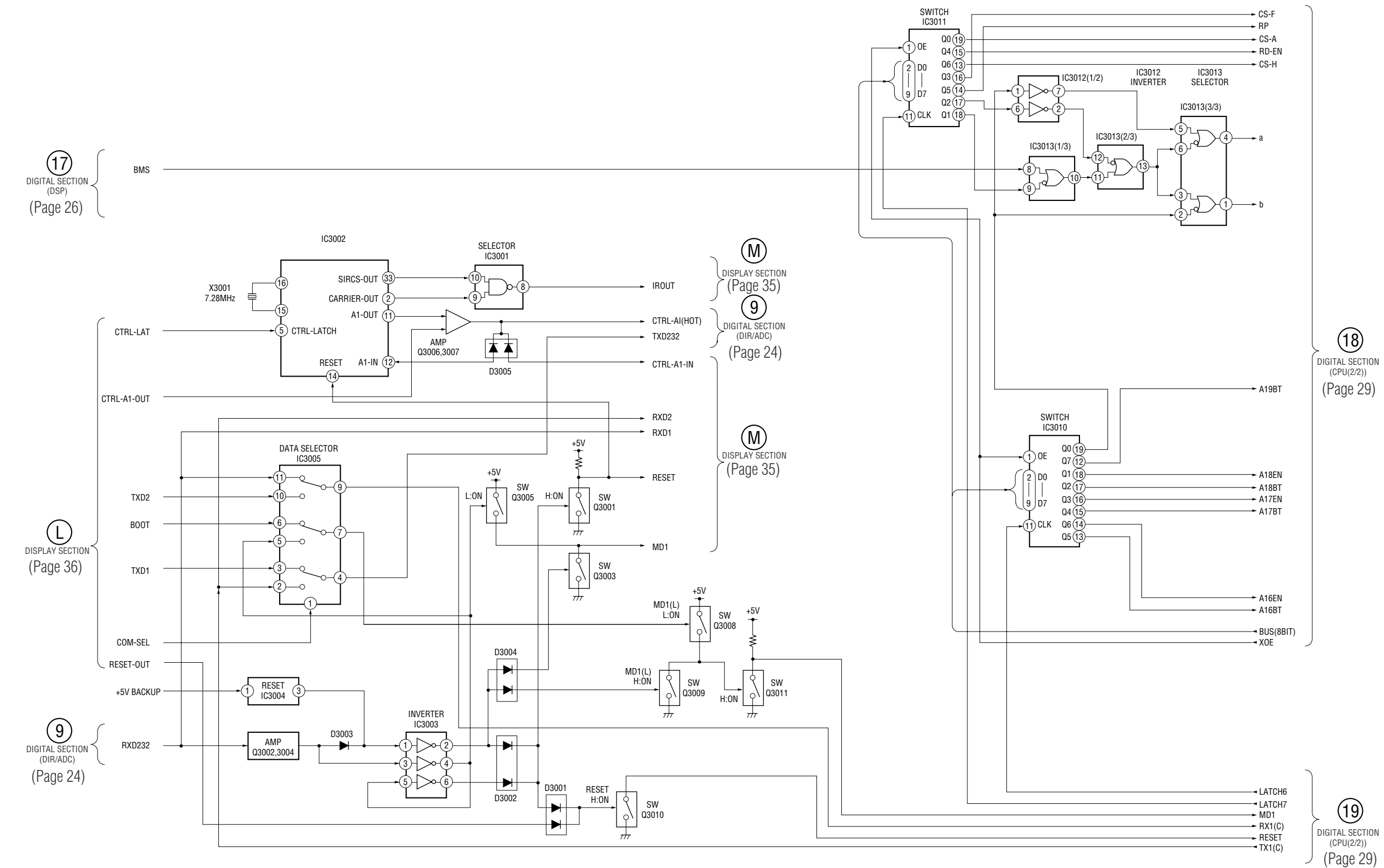


– ANALOG (3/3) SECTION –

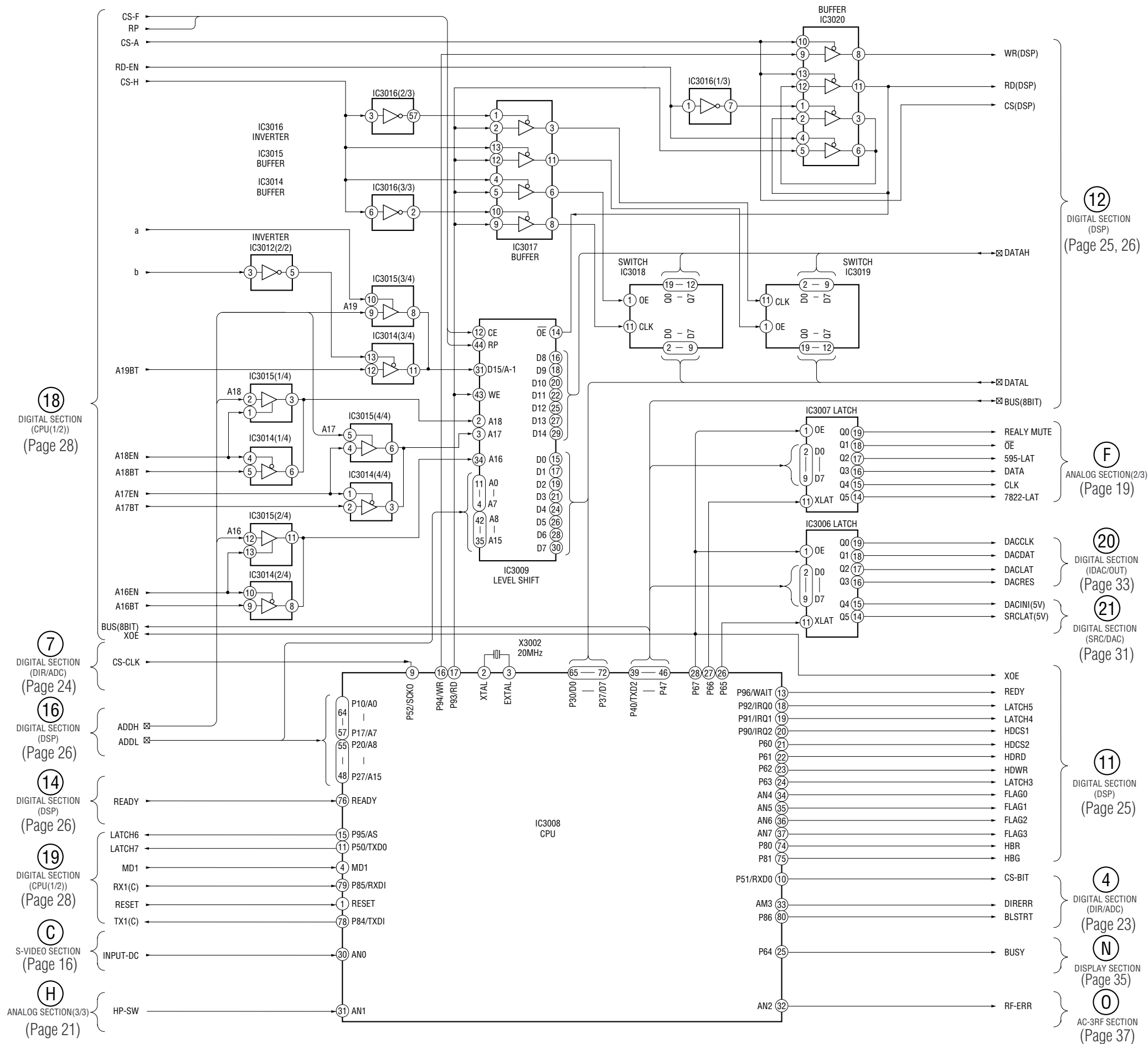


– DIGITAL (DIR/ADC) SECTION –

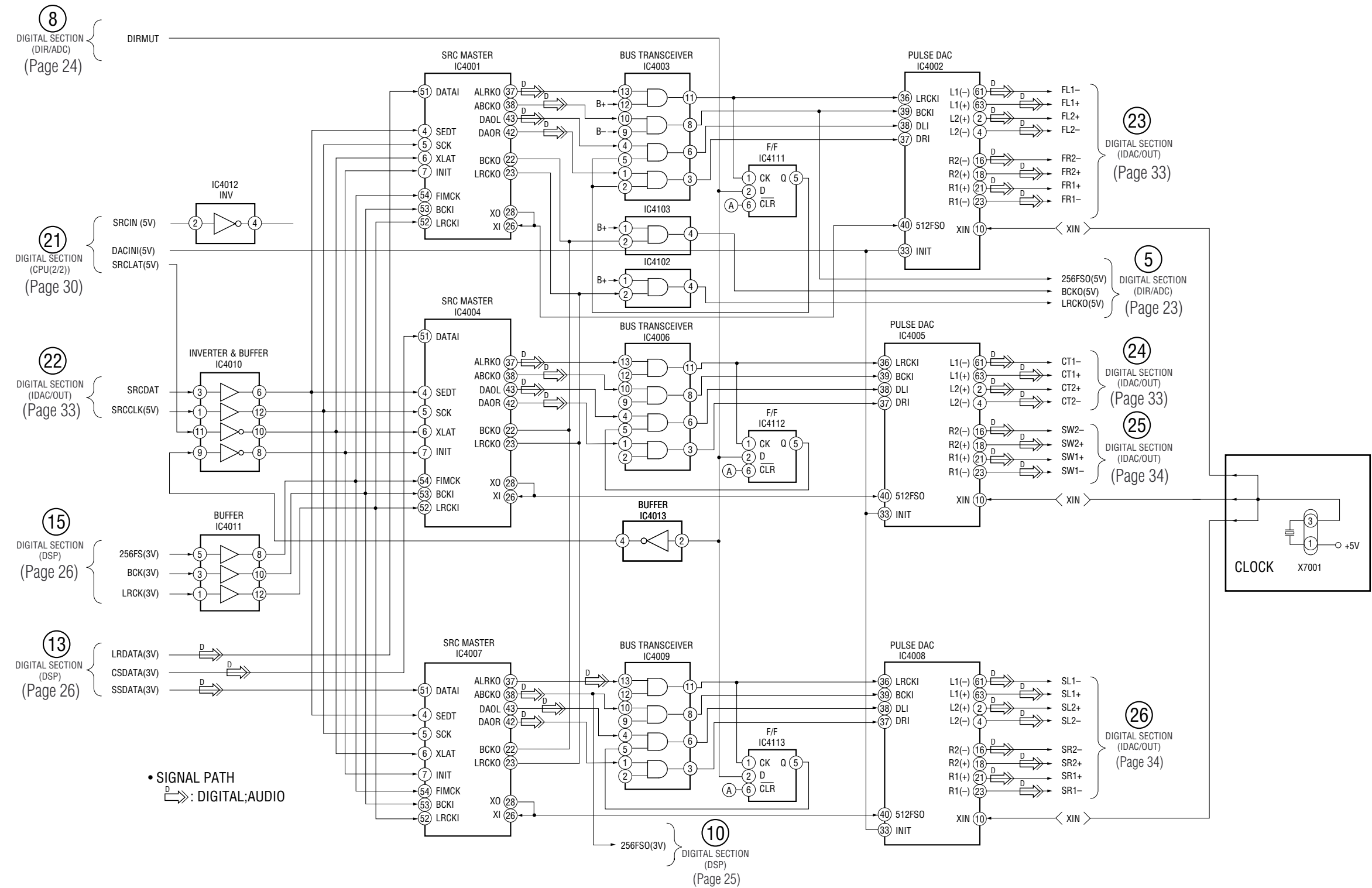




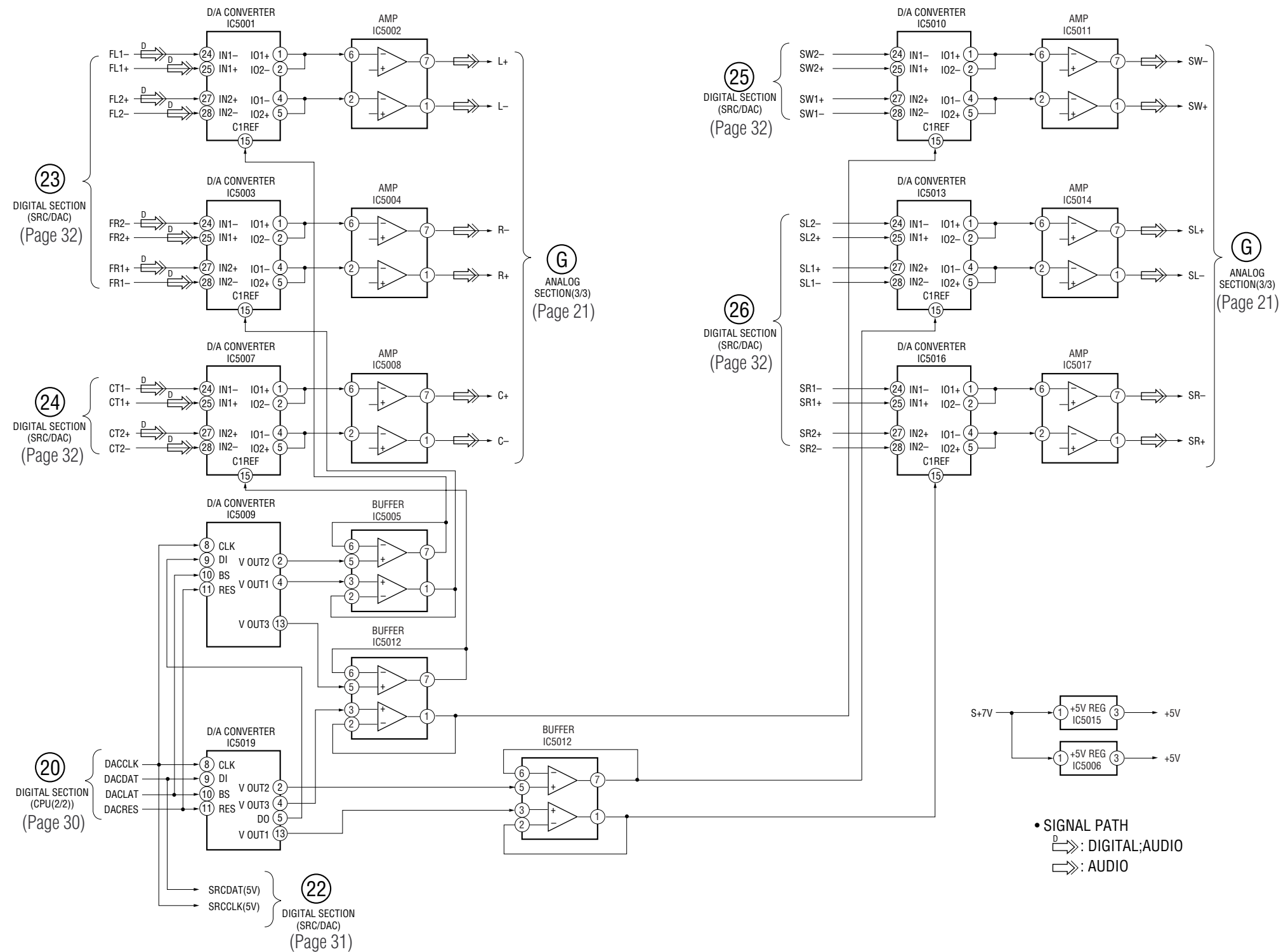
– DIGITAL (CPU (2/2)) SECTION –



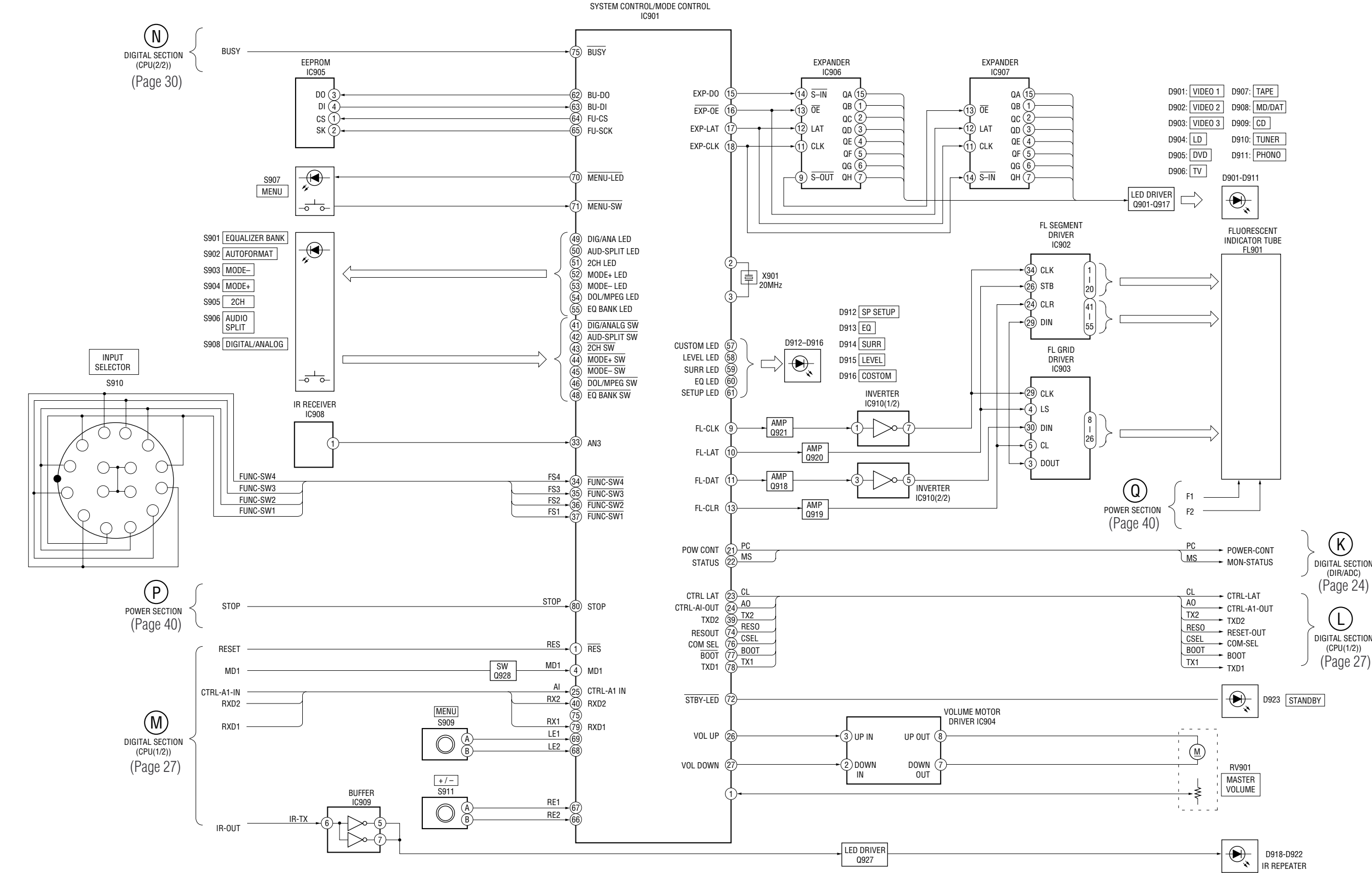
– DIGITAL (SRC/DAC) SECTION –



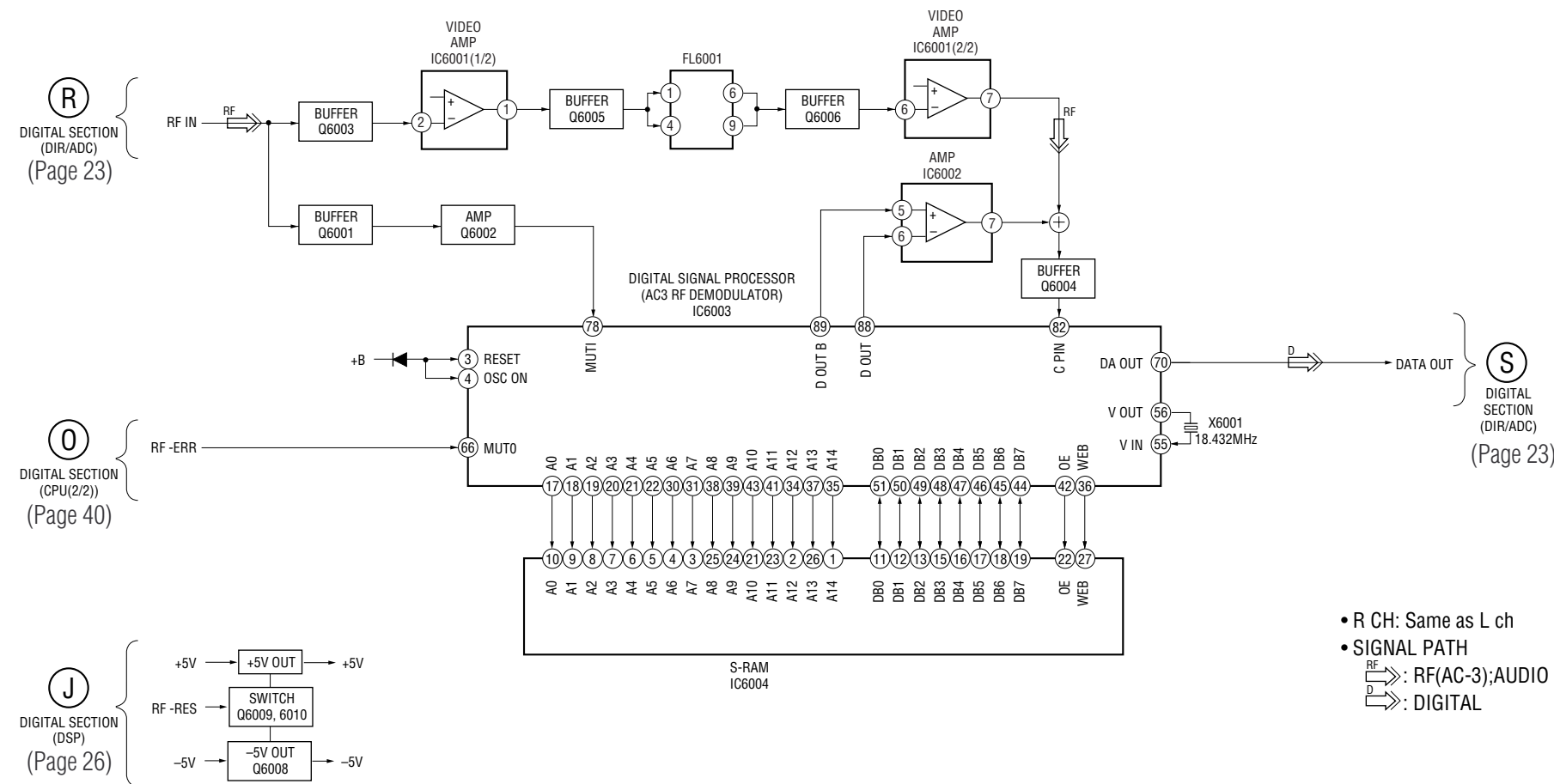
– DIGITAL (IDAC/OUT) SECTION –



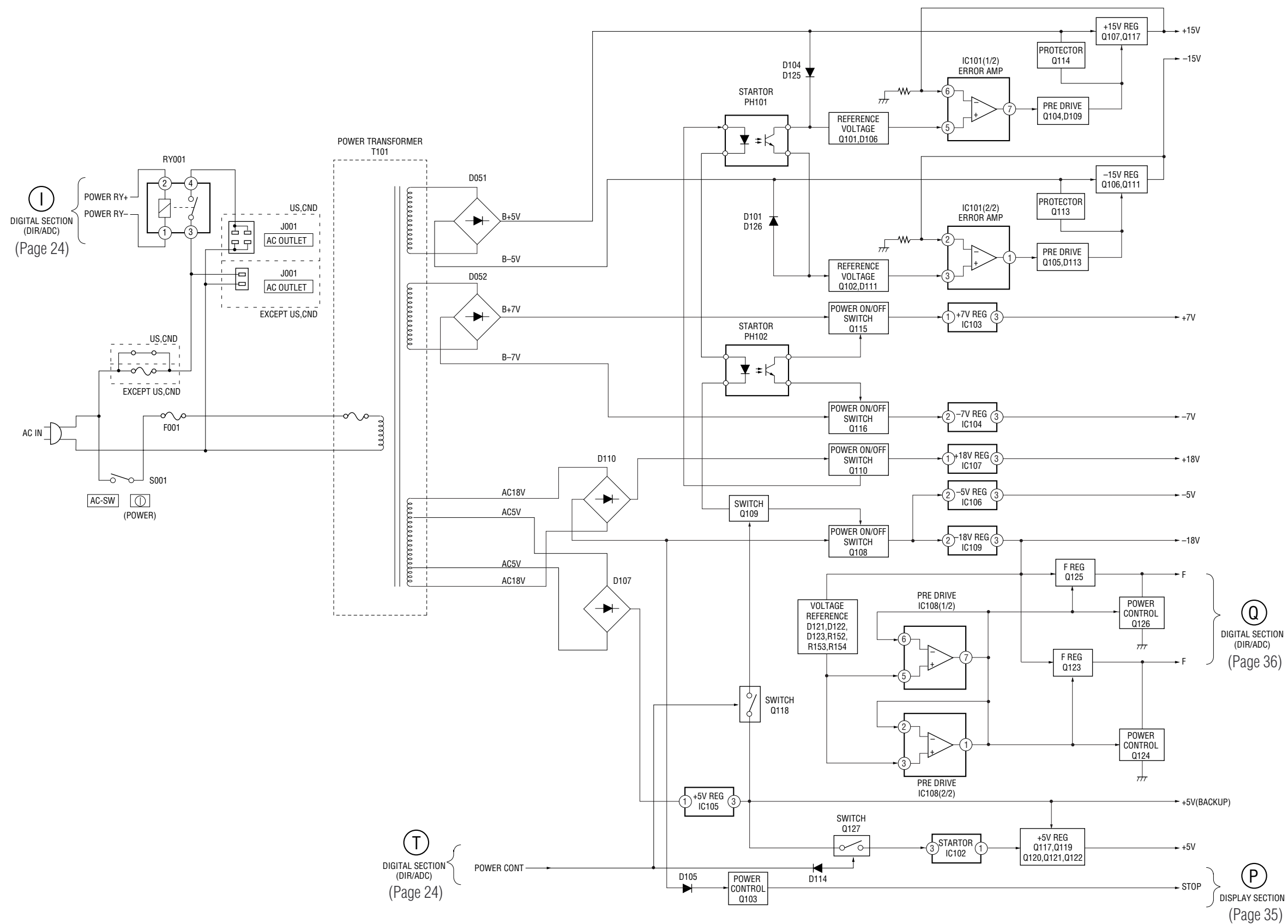
– DISPLAY SECTION –



– AC-3RF SECTION –






– POWER SECTION –



THIS NOTE IS COMMON FOR PRINTED WIRING BOARDS AND SCHEMATIC DIAGRAMS.
(In addition to this, the necessary note is printed in each block.)

For schematic diagrams.

Note:

- All capacitors are in μF unless otherwise noted. pF: μpF
- 50 WV or less are not indicated except for electrolytics and tantalums.
- All resistors are in Ω and $\frac{1}{4}\text{W}$ or less unless otherwise specified.
- Δ : internal component.
-  : nonflammable resistor.
-  : fusible resistor.
-  : panel designation.




Note:

The components identified by mark Δ or dotted line with mark Δ are critical for safety. Replace only with part number specified.

Note:




Les composants identifiés par une marque Δ sont critiques pour la sécurité. Ne les remplacer que par une pièce portant le numéro spécifié.

以阴影和 Δ 标志来识别的零部件，在安全方面具有关键性，因此只能以规定号码的零部件来更换。

-  : B+ Line.
-  : B- Line.
-  : adjustment for repair.
- Voltages and waveforms are dc with respect to ground in playback mode.
- Voltages are taken with a VOM (Input impedance 10 M Ω). Voltage variations may be noted due to normal production tolerances.
- Waveforms are taken with a oscilloscope. Voltage variations may be noted due to normal production tolerances.
- Circled numbers refer to waveforms.
- Abbreviation
CND : Canadian model.
AUS : Australian model.
CH : Chinese model.

For printed wiring boards.

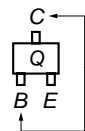
Note:

-  : parts extracted from the component side
-  : Through hole.
- Δ : internal component.
-  : Pattern of the rear side.

Caution:

Pattern face side: Parts on the pattern face side seen from the (Side B) pattern face are indicated.
Parts face side: Parts on the parts face side seen from the (Side A) parts face are indicated.

• Indication of transistor



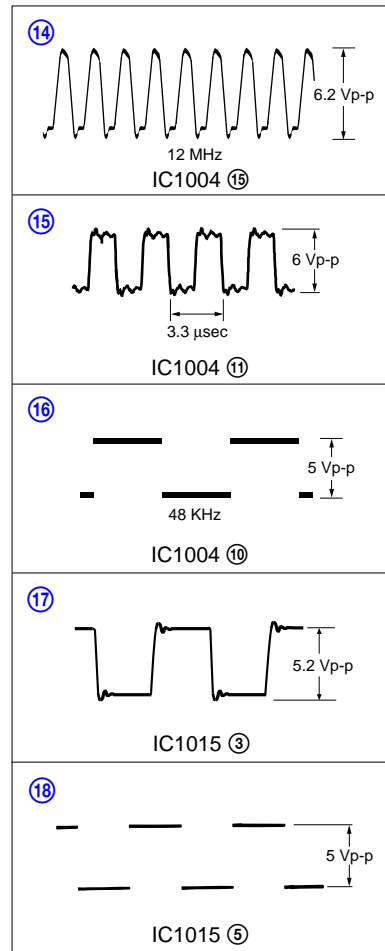
These are omitted



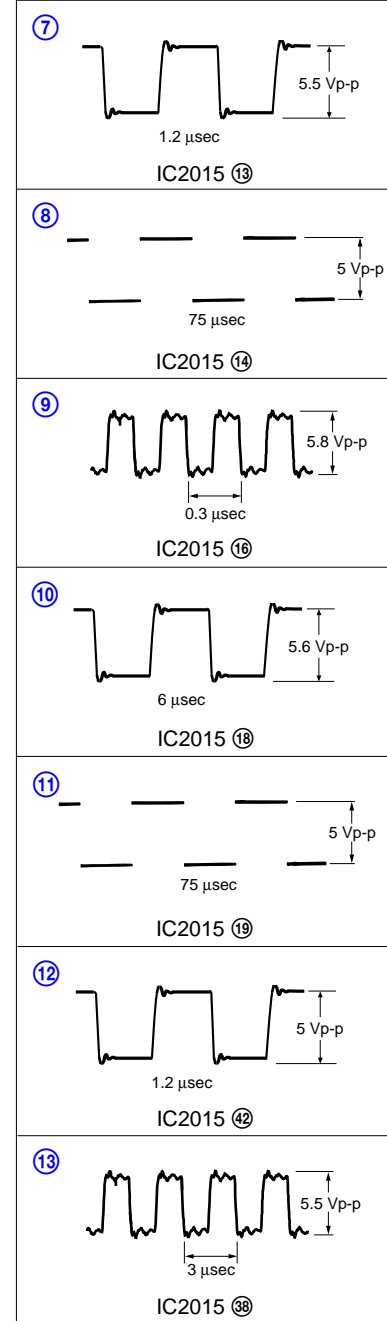
These are omitted

WAVEFORMS

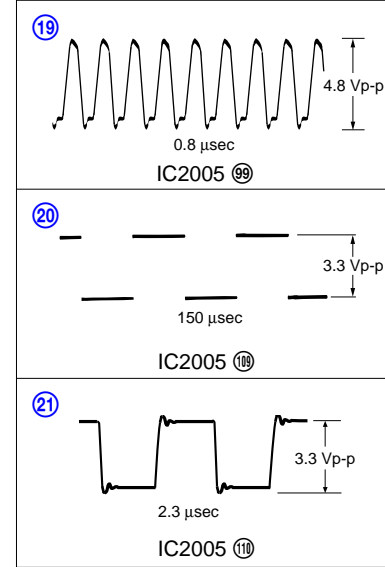
– DIGITAL (1/8) SECTION –



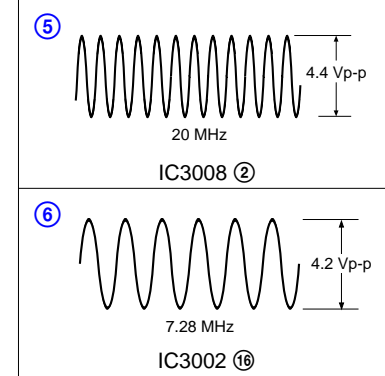
– DIGITAL (2/8) SECTION –



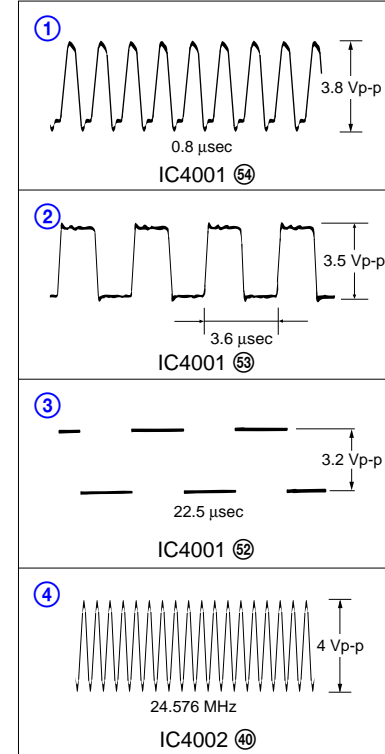
– DIGITAL (4/8) SECTION –



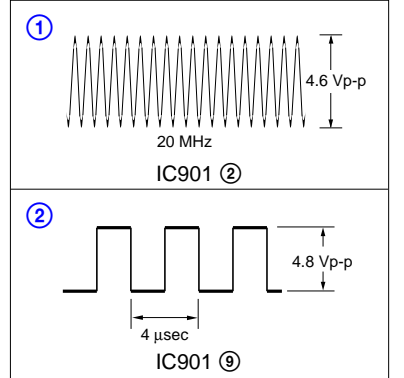
– DIGITAL (6/8) SECTION –



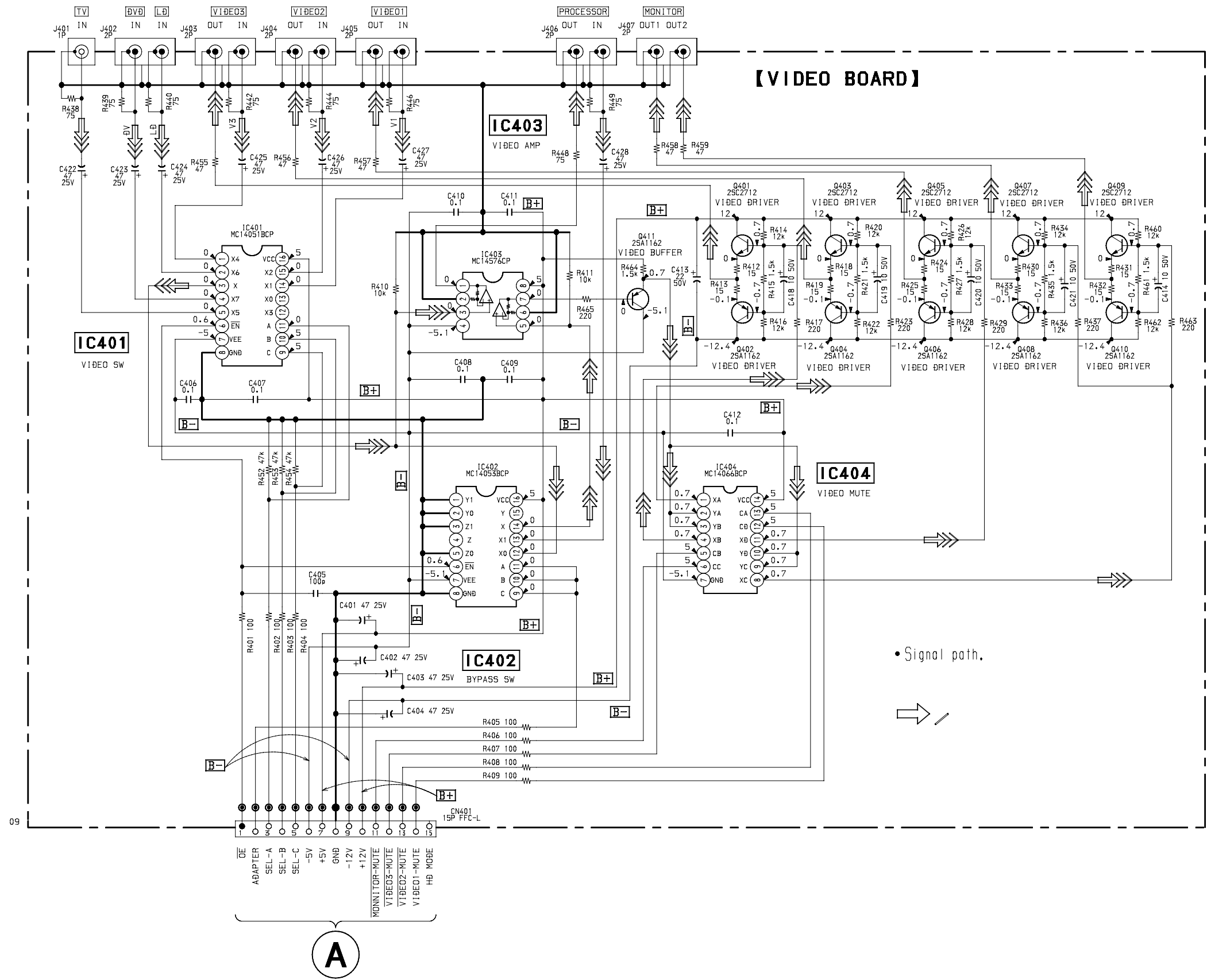
– DIGITAL (7/8) SECTION –



– DISPLAY SECTION –

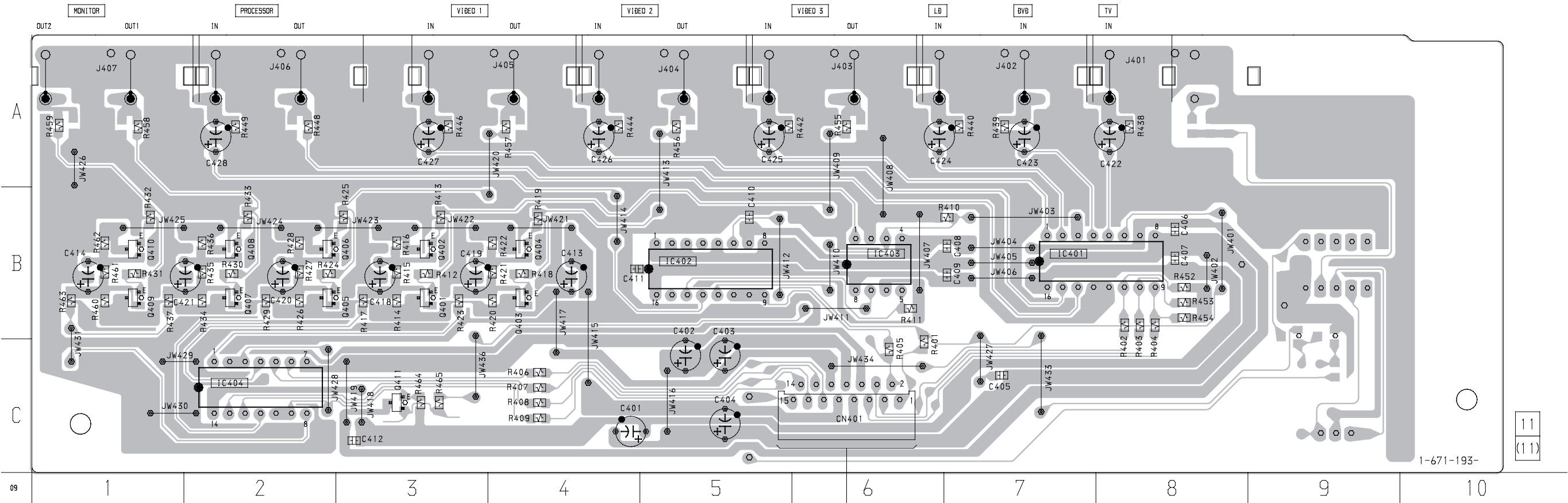


4-3. SCHEMATIC DIAGRAM – VIDEO SECTION –
• See page 98 for IC Block Diagrams.



4-4. PRINTED WIRING BOARD – VIDEO SECTION –
• See page 12 for Circuit Boards Location.

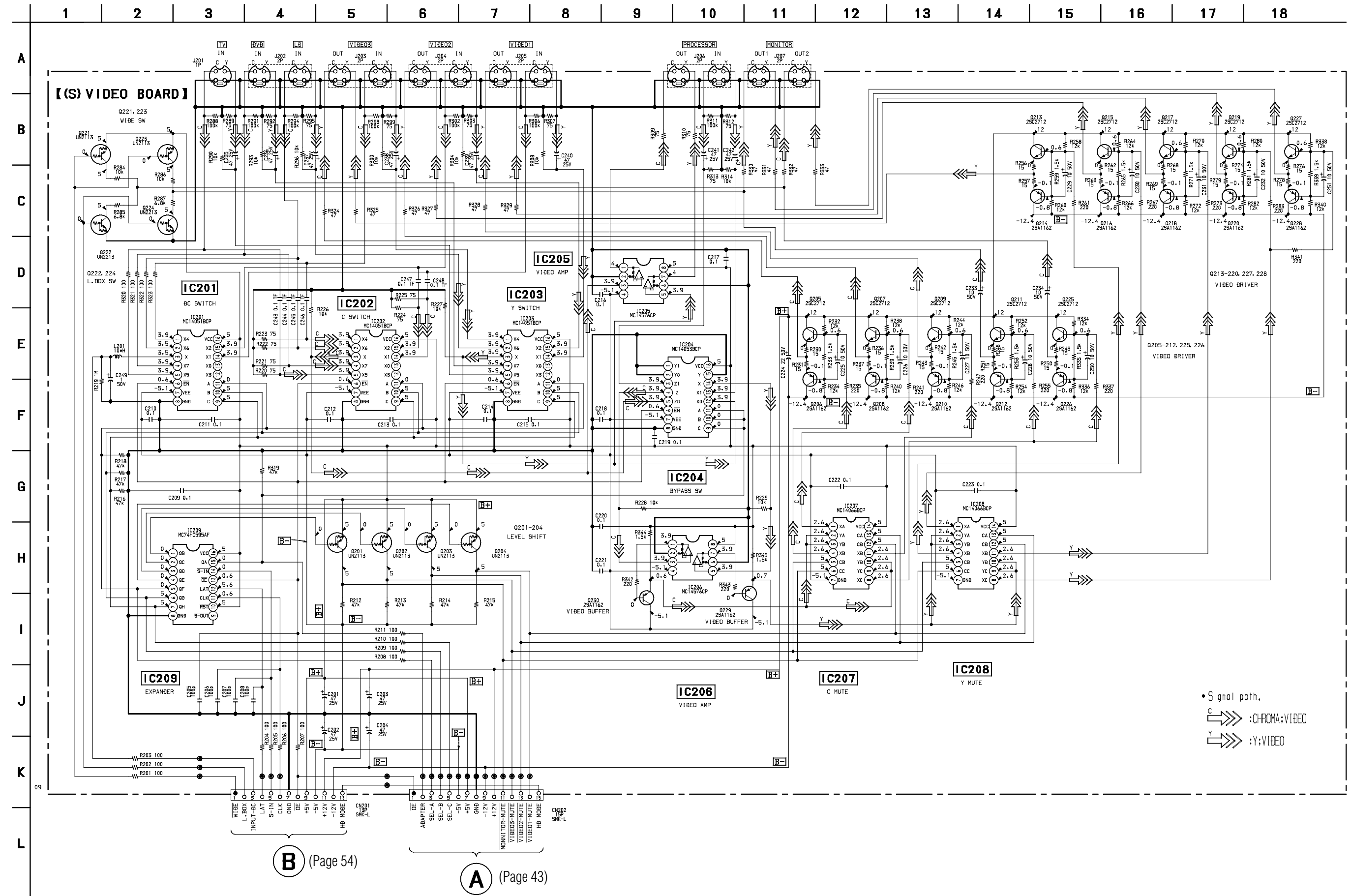
【 VIDEO BOARD 】



• Semiconductor Location

Ref. No.	Location
IC401	B-7
IC402	B-5
IC403	B-6
IC404	C-2
Q401	B-3
Q402	B-3
Q403	B-4
Q404	B-4
Q405	B-3
Q406	B-3
Q407	B-2
Q408	B-2
Q409	B-1
Q410	B-1
Q411	C-3

4-5. SCHEMATIC DIAGRAM – (S) VIDEO SECTION –

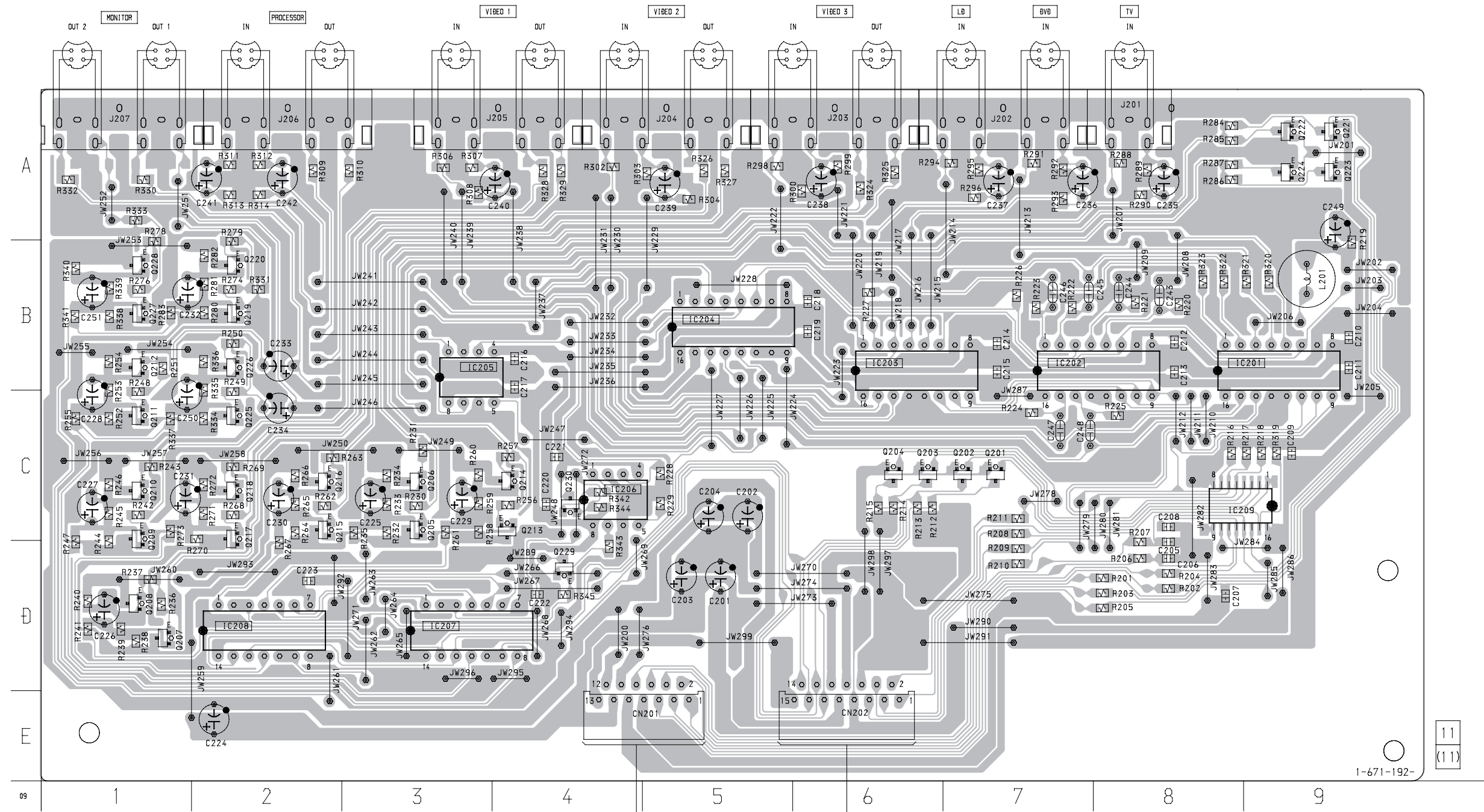


(Page 54)

(Page 43)

4-6. PRINTED WIRING BOARD – (S) VIDEO SECTION –
• See page 12 for Circuit Boards Location.

【 (S) VIDEO BOARD 】



• Semiconductor Location

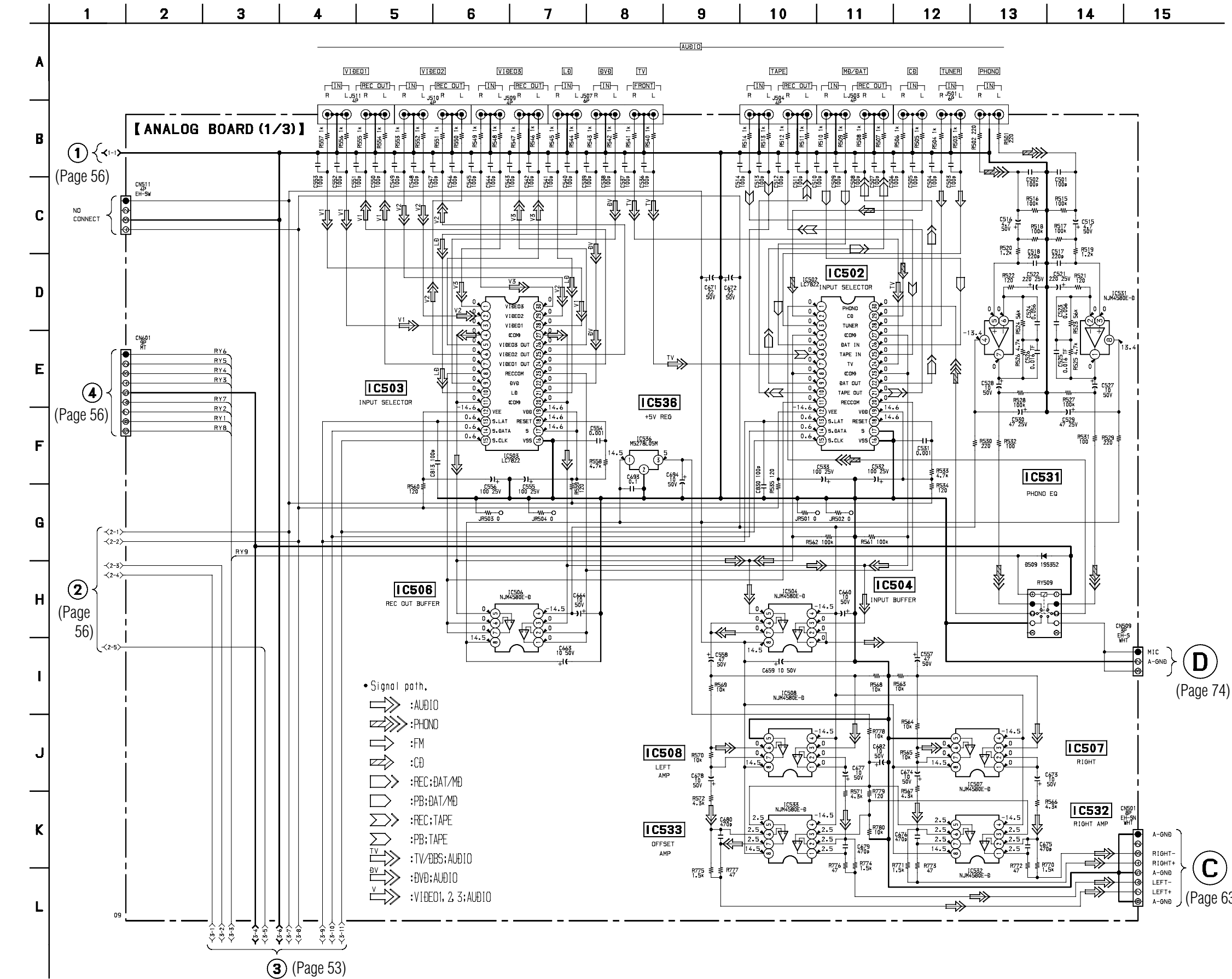
Ref. No.	Location
IC201	B-9
IC202	B-7
IC203	B-6
IC204	B-5
IC205	B-3
IC206	C-4
IC207	D-3
IC208	D-2
IC209	C-8
Q201	C-7
Q202	C-7
Q203	C-6
Q204	C-6
Q205	C-3
Q206	C-3
Q207	D-1
Q208	D-1
Q209	C-1
Q210	C-1
Q211	C-1
Q212	B-1
Q213	C-4
Q214	C-4
Q215	C-2
Q216	C-2
Q217	C-2
Q218	C-2
Q219	B-2
Q220	B-2
Q221	A-9
Q222	A-9
Q223	A-9
Q224	A-9
Q225	C-2
Q226	B-2
Q227	B-1
Q228	B-1
Q229	C-4
Q230	C-4

(Page 58) B

(Page 46) A

4-7. SCHEMATIC DIAGRAM – ANALOG (1/3) SECTION –

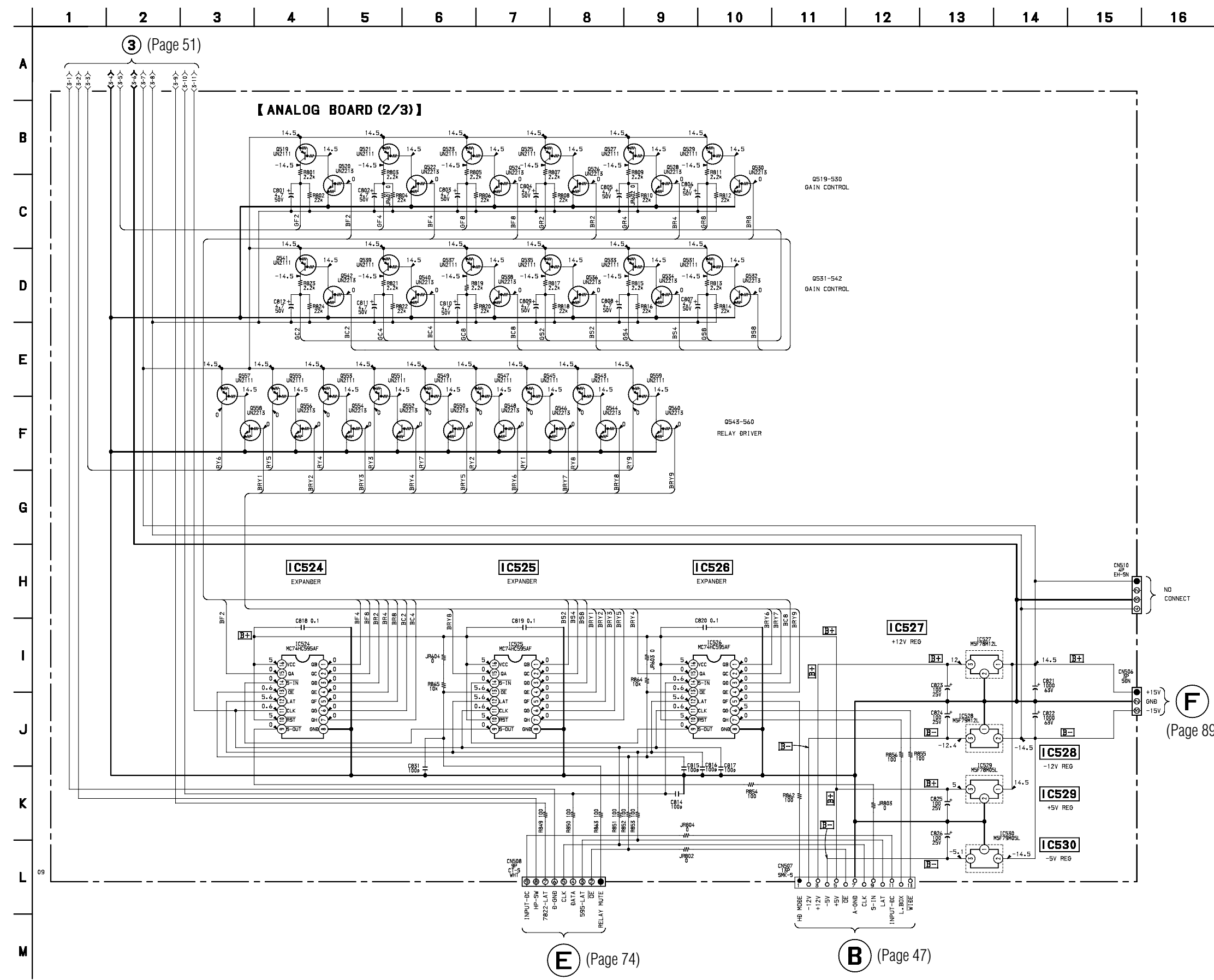
- See page 57 for Printed Wiring Board.
- See page 98 for IC Block Diagrams.



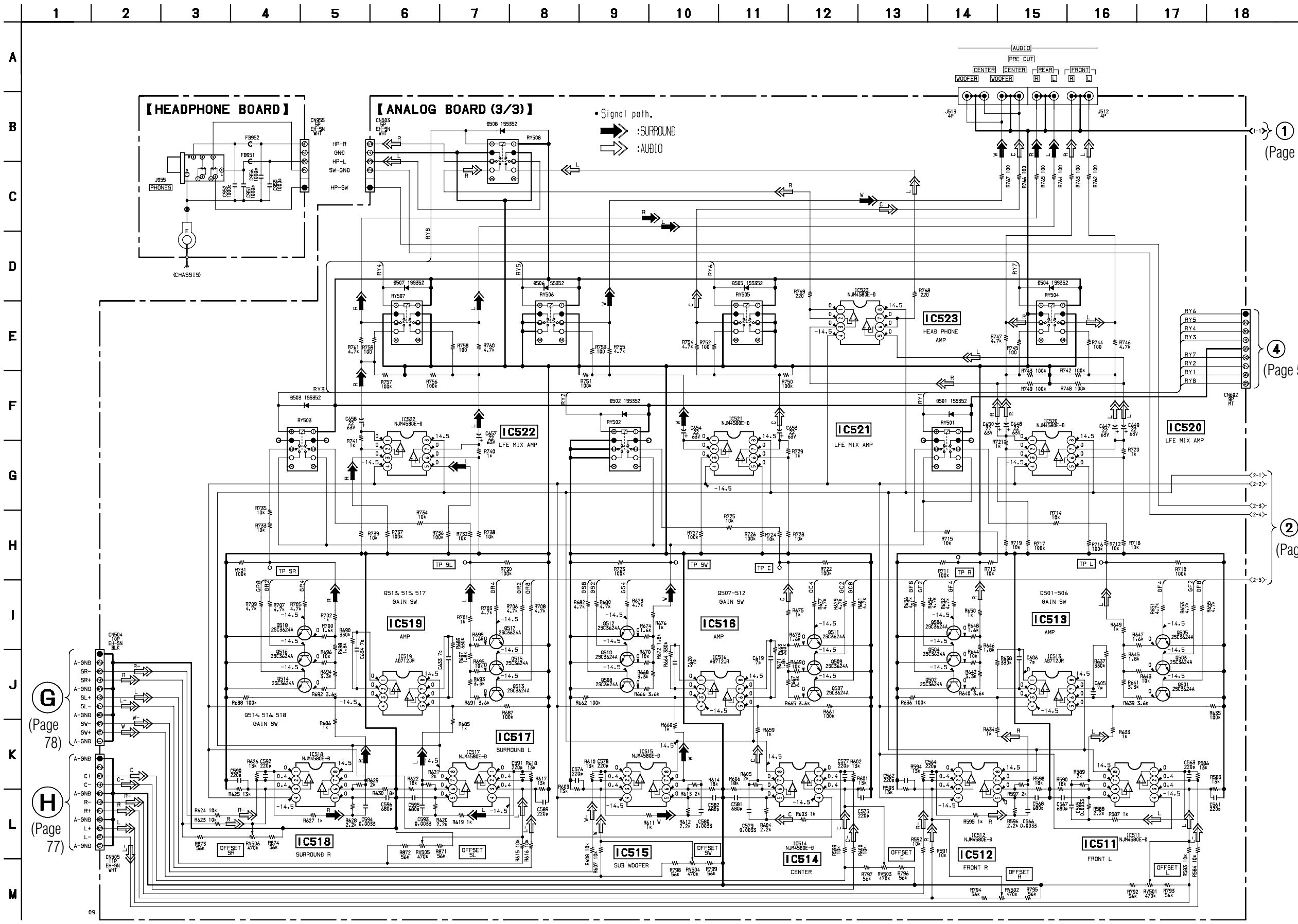
- Signal path.
- ➡ : AUDIO
 - ➡➡ : PHONO
 - ➡ : FM
 - ➡ : CB
 - ➡ : REC:DAT/MB
 - ➡ : PB:DAT/MB
 - ➡ : REC:TAPE
 - ➡ : PB:TAPE
 - ➡ : TV/DVB:AUDIO
 - ➡ : DVB:AUDIO
 - ➡ : VIDEO1, 2, 3:AUDIO

4-8. SCHEMATIC DIAGRAM – ANALOG (2/3) SECTION –

- See page 57 for Printed Wiring Board.
- See page 98 for IC Block Diagrams.



4-9. SCHEMATIC DIAGRAM – ANALOG (3/3) SECTION –



①
(Page 51)

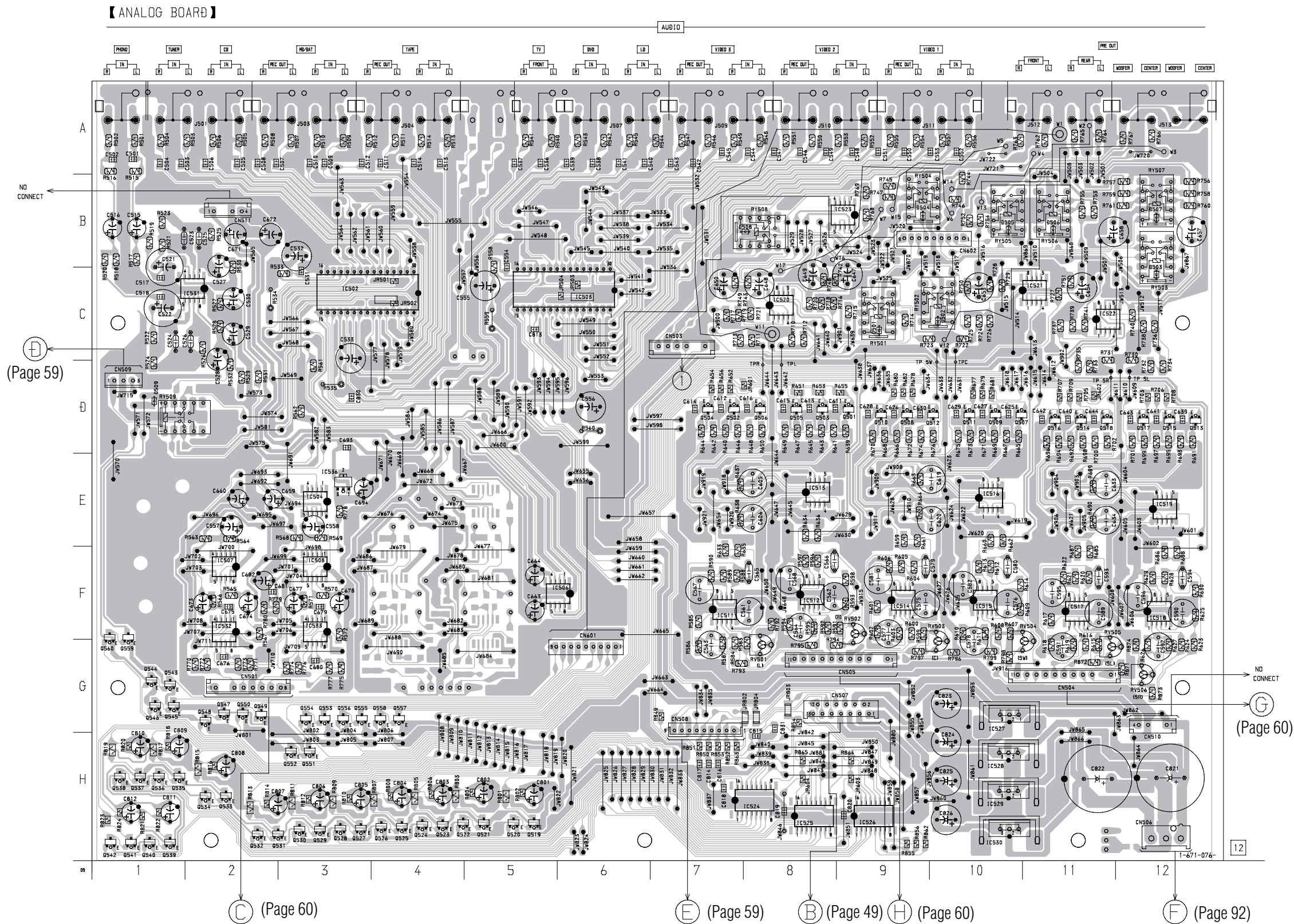
④
(Page 51)

②
(Page 51)

G
(Page 78)

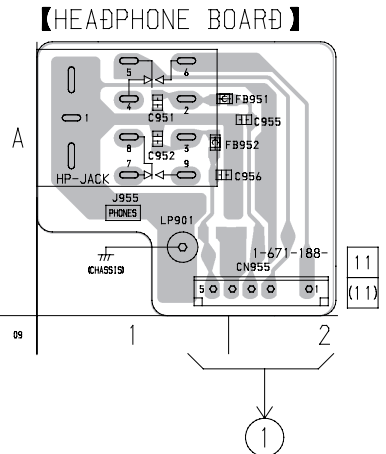
H
(Page 77)

4-10. PRINTED WIRING BOARD – ANALOG SECTION –
• See page 12 for Circuit Boards Location.

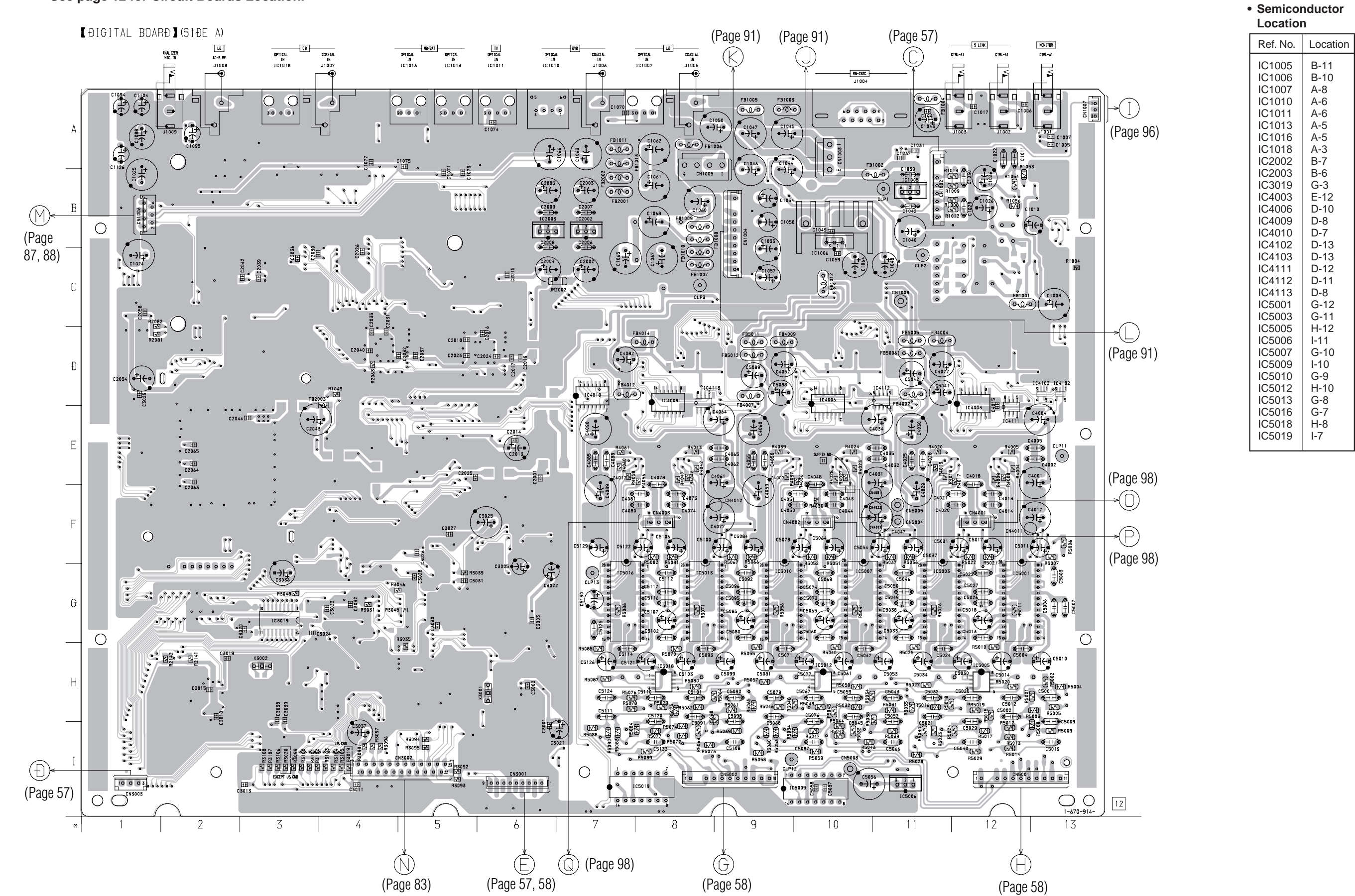


• Semiconductor Location

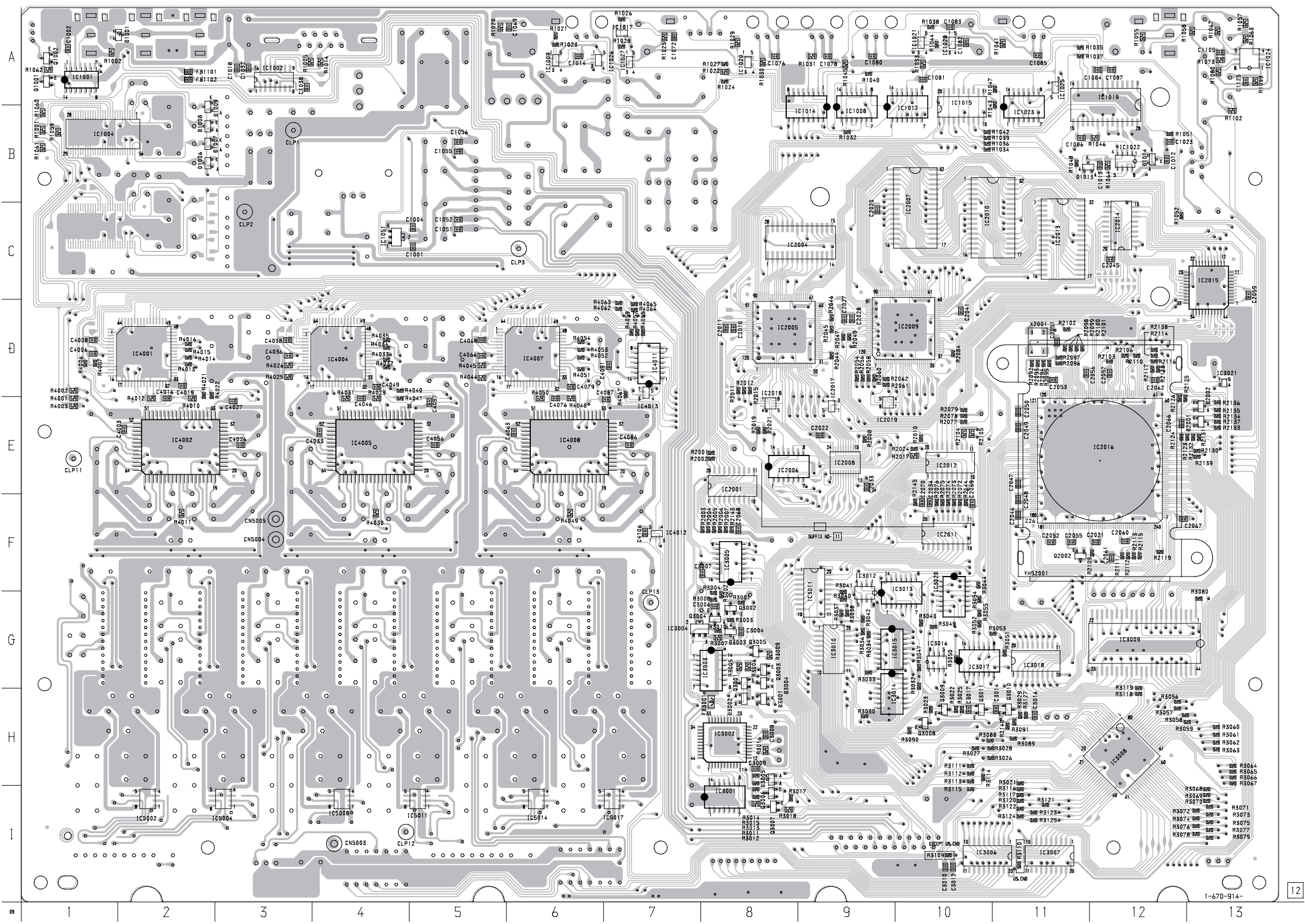
Ref. No.	Location	Ref. No.	Location
D501	C-9	Q511	D-10
D502	C-10	Q512	D-10
D503	C-12	Q513	D-12
D504	B-9	Q514	D-11
D505	B-10	Q515	D-12
D506	B-11	Q516	D-11
D507	B-12	Q517	D-12
D508	B-8	Q518	D-11
D509	D-1	Q519	H-5
		Q520	H-5
		Q521	H-5
IC502	C-3	Q522	H-5
IC503	C-6	Q523	H-4
IC504	E-3	Q524	H-4
IC506	F-6	Q525	H-4
IC507	F-2	Q526	H-4
IC508	F-3	Q527	H-3
IC511	F-7	Q528	H-3
IC512	F-8	Q529	H-3
IC513	E-8	Q530	H-3
IC514	F-9	Q531	H-3
IC515	F-10	Q532	H-2
IC516	E-10	Q533	H-2
IC517	F-11	Q534	H-2
IC518	F-12	Q535	H-1
IC519	E-12	Q536	H-1
IC520	C-8	Q537	H-1
IC521	C-11	Q538	H-1
IC522	C-11	Q539	H-1
IC523	B-9	Q540	H-1
IC524	H-8	Q541	H-1
IC525	H-8	Q542	H-1
IC526	H-9	Q543	G-1
IC527	G-10	Q544	G-1
IC528	H-10	Q545	G-1
IC529	H-10	Q546	G-1
IC530	H-10	Q547	G-2
IC531	C-2	Q548	G-2
IC532	F-2	Q549	G-2
IC533	F-3	Q550	G-2
IC536	E-3	Q551	H-3
		Q552	H-3
Q501	D-9	Q553	G-3
Q502	D-7	Q554	G-3
Q503	D-8	Q555	G-3
Q504	D-7	Q556	G-3
Q505	D-8	Q557	G-4
Q506	D-8	Q558	G-4
Q507	D-10	Q559	G-1
Q508	D-9	Q560	G-1
Q509	D-10		
Q510	D-9		



4-11. PRINTED WIRING BOARD – DIGITAL SECTION –
• See page 12 for Circuit Boards Location.



【DIGITAL BOARD】(SIDE B)

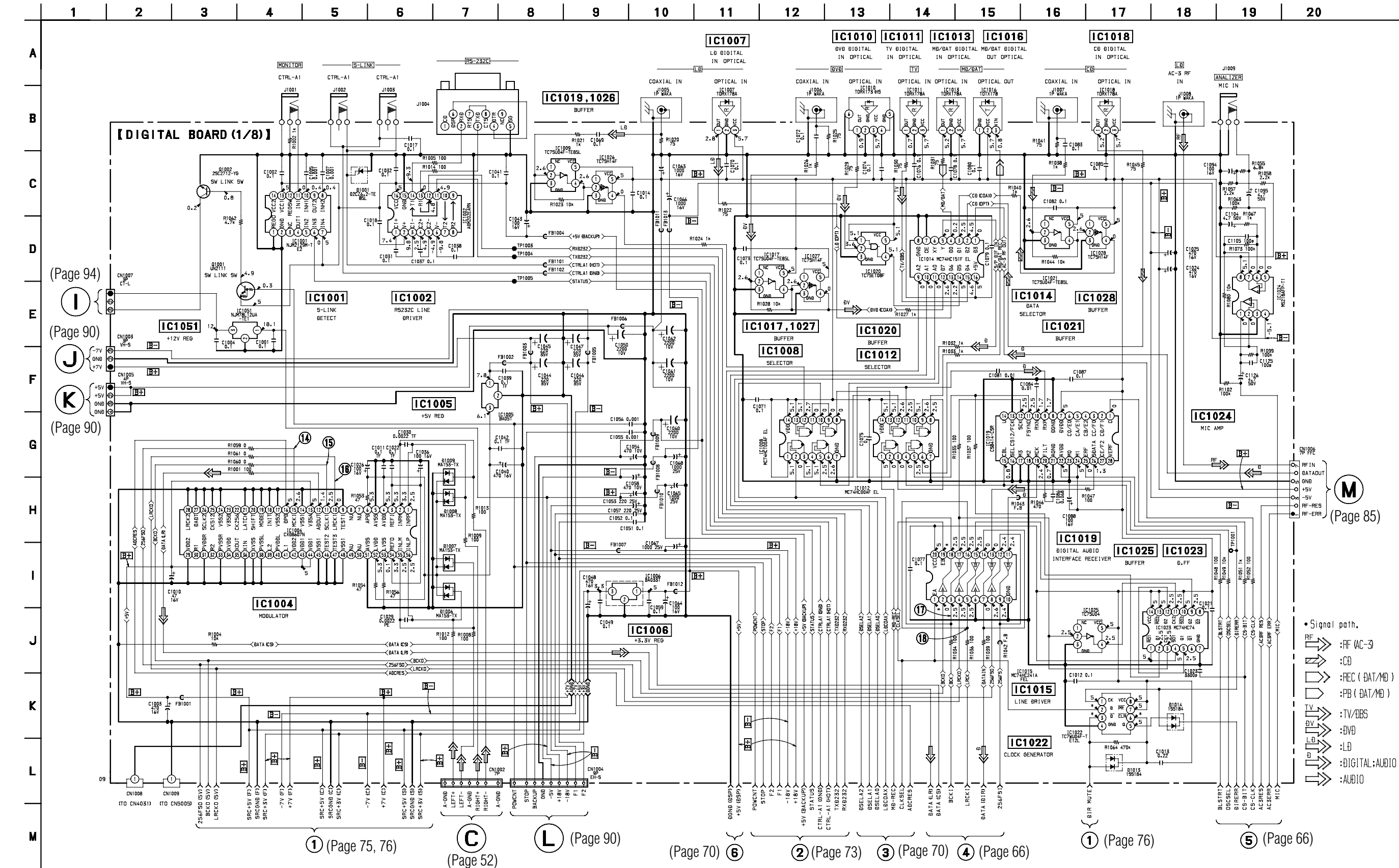


• Semiconductor Location

Ref. No.	Location	Ref. No.	Location
D1001	A-2	IC3001	I-8
D1006	B-2	IC3002	H-8
D1007	B-2	IC3003	G-8
D1008	B-2	IC3004	G-7
D1009	A-2	IC3005	F-8
D1013	B-11	IC3006	I-10
D1014	B-12	IC3007	I-11
D2001	E-13	IC3008	H-12
D2002	E-13	IC3009	G-12
D3001	H-8	IC3010	G-9
D3002	H-8	IC3011	F-9
D3003	G-8	IC3012	F-9
D3004	G-8	IC3013	F-9
D3005	H-8	IC3014	H-9
		IC3015	G-9
IC1001	A-1	IC3016	G-10
IC1002	A-3	IC3017	G-10
IC1004	B-1	IC3018	G-11
IC1008	B-9	IC3019	F-10
IC1009	A-6	IC3021	D-13
IC1012	B-10	IC4001	D-2
IC1014	B-9	IC4002	E-2
IC1015	B-10	IC4004	D-4
IC1017	A-7	IC4005	E-4
IC1019	A-12	IC4007	D-6
IC1020	A-8	IC4008	E-6
IC1021	A-10	IC4011	D-8
IC1022	B-12	IC4012	F-7
IC1023	B-11	IC4013	E-7
IC1024	A-13	IC5002	I-2
IC1025	A-11	IC5004	I-3
IC1026	A-6	IC5008	I-4
IC1027	A-7	IC5011	I-5
IC1028	A-10	IC5014	I-6
IC1051	C-4	IC5015	I-7
IC2001	E-8	IC5017	I-7
IC2004	C-8		
IC2005	D-8	Q1001	A-1
IC2006	E-8	Q1002	A-1
IC2007	C-7	Q2002	F-11
IC2008	E-9	Q3001	G-8
IC2009	D-10	Q3002	G-8
IC2010	C-7	Q3003	G-8
IC2011	F-10	Q3004	G-8
IC2012	E-10	Q3005	G-8
IC2013	C-11	Q3006	I-8
IC2014	C-12	Q3007	I-8
IC2015	C-13	Q3008	H-10
IC2016	E-12	Q3009	H-10
IC2017	E-9	Q3010	H-11
IC2018	E-8	Q3011	H-10
IC2019	E-9		

4-12. SCHEMATIC DIAGRAM – DIGITAL (1/8) SECTION –

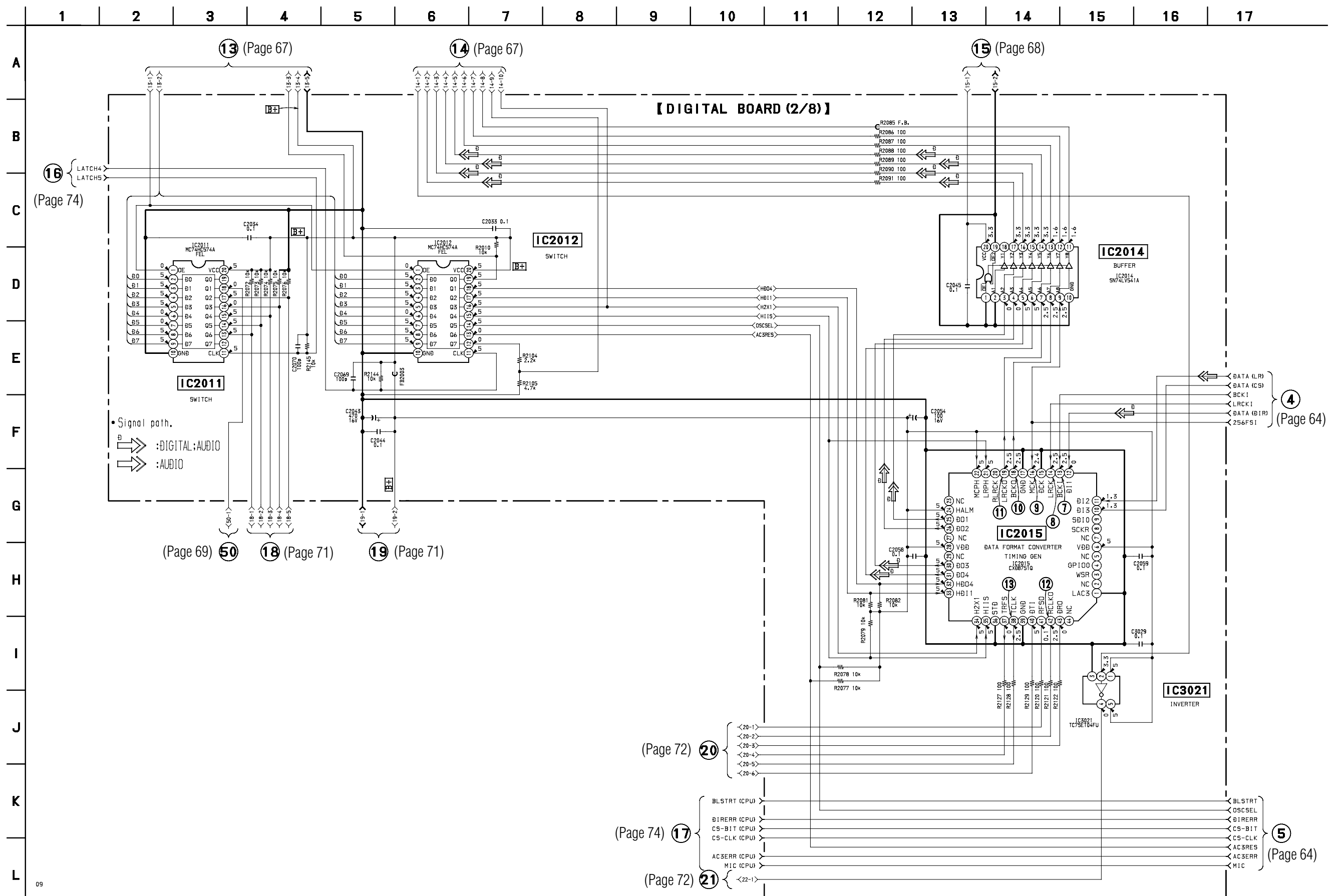
- See page 41 for Waveforms.
- See page 59 for Printed Wiring Board.
- See page 99 for IC Block Diagrams.



- Signal path.
- RF (AC-3)
 - CB
 - REC (BAT/MD)
 - PB (BAT/MD)
 - TV/DBS
 - BVD
 - LB
 - DIGITAL AUDIO
 - AUDIO

4-13. SCHEMATIC DIAGRAM – DIGITAL (2/8) SECTION –

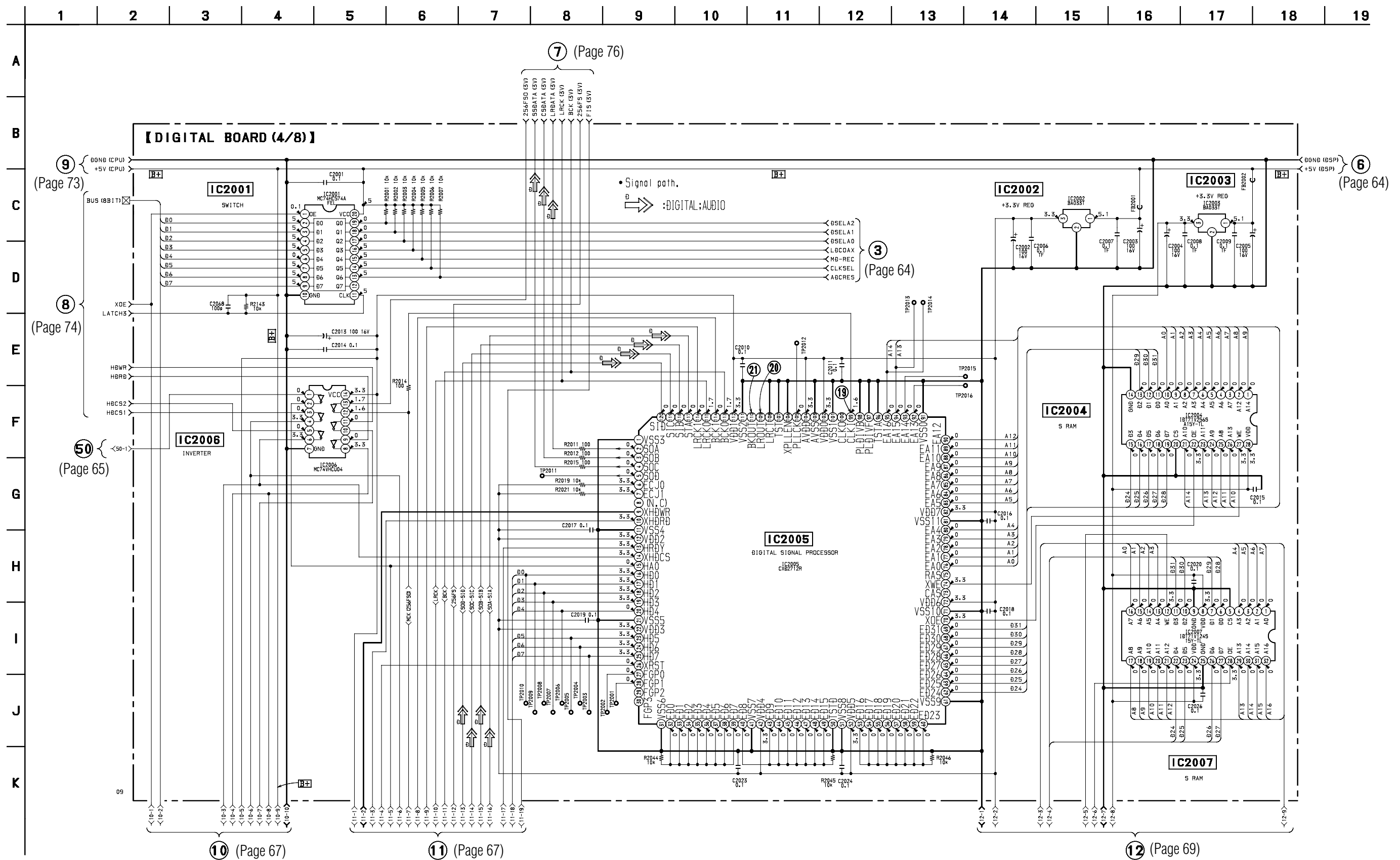
- See page 42 for Waveforms.
- See page 59 for Printed Wiring Board.
- See page 105 for IC Pin Functions.





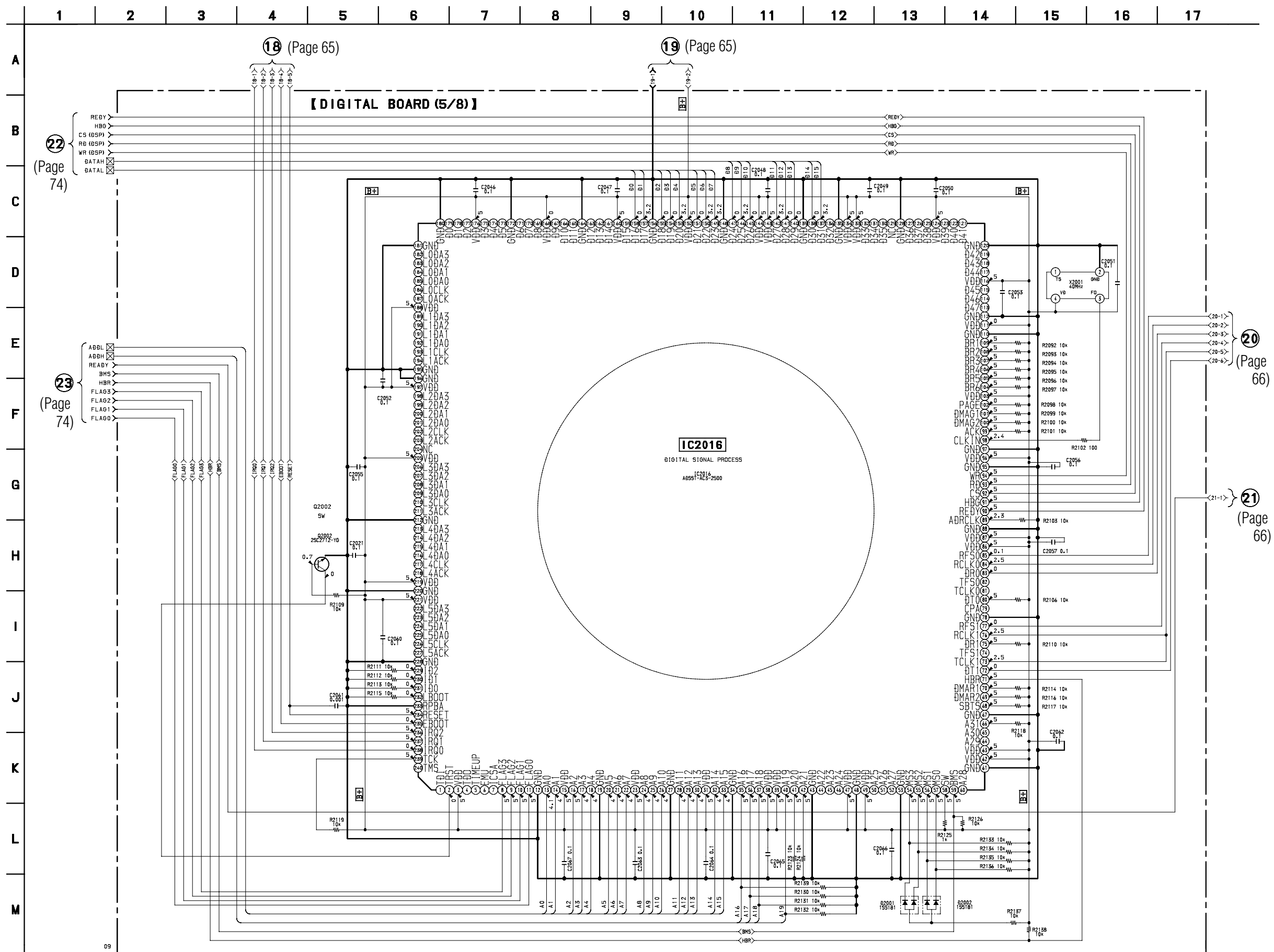
4-15. SCHEMATIC DIAGRAM – DIGITAL (4/8) SECTION –

- See page 42 for Waveforms.
- See page 59 for Printed Wiring Board.
- See page 102 for IC Pin Functions.



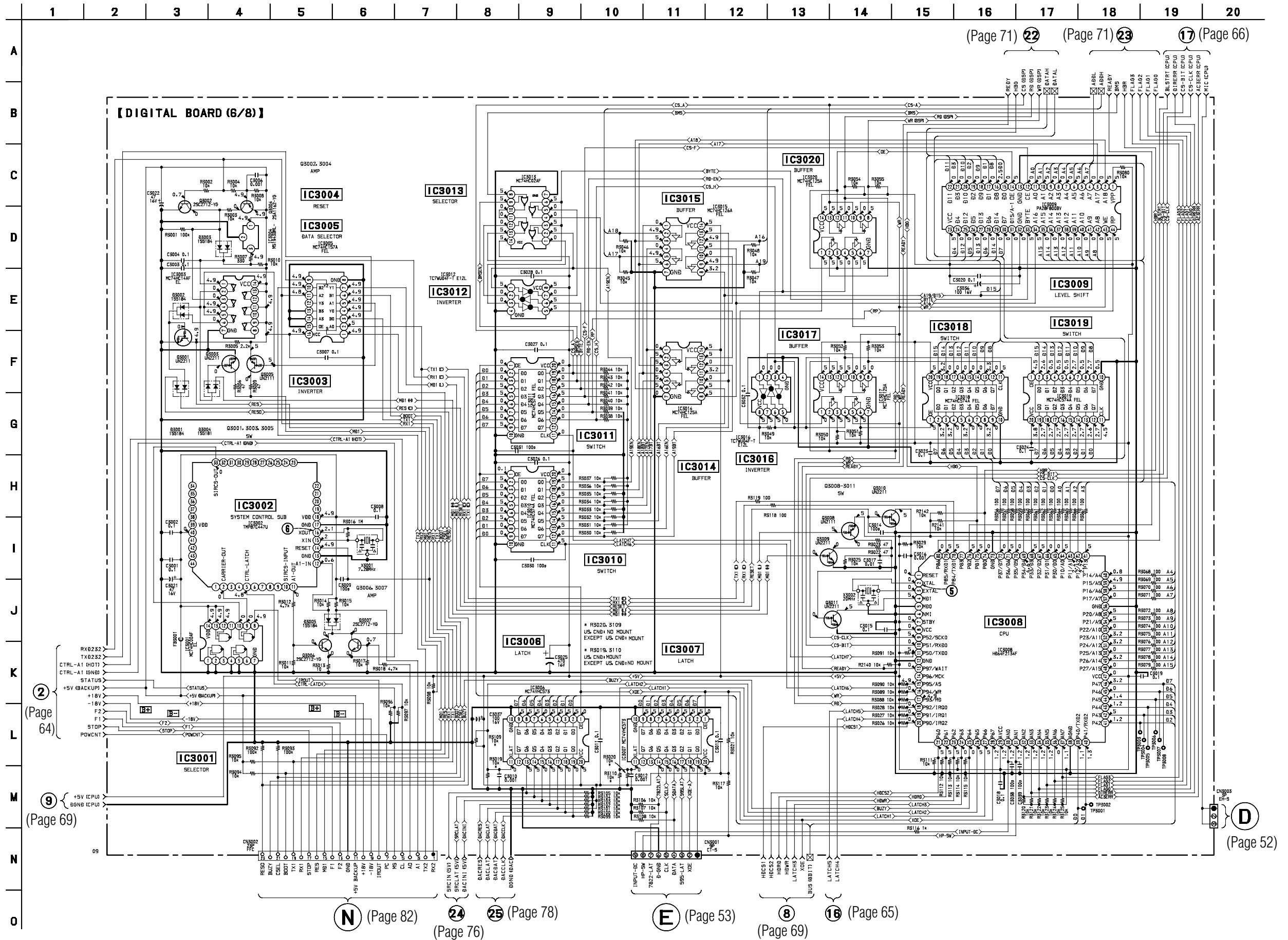
4-16. SCHEMATIC DIAGRAM – DIGITAL (5/8) SECTION –

- See page 59 for Printed Wiring Board.
- See page 106 for IC Pin Functions.



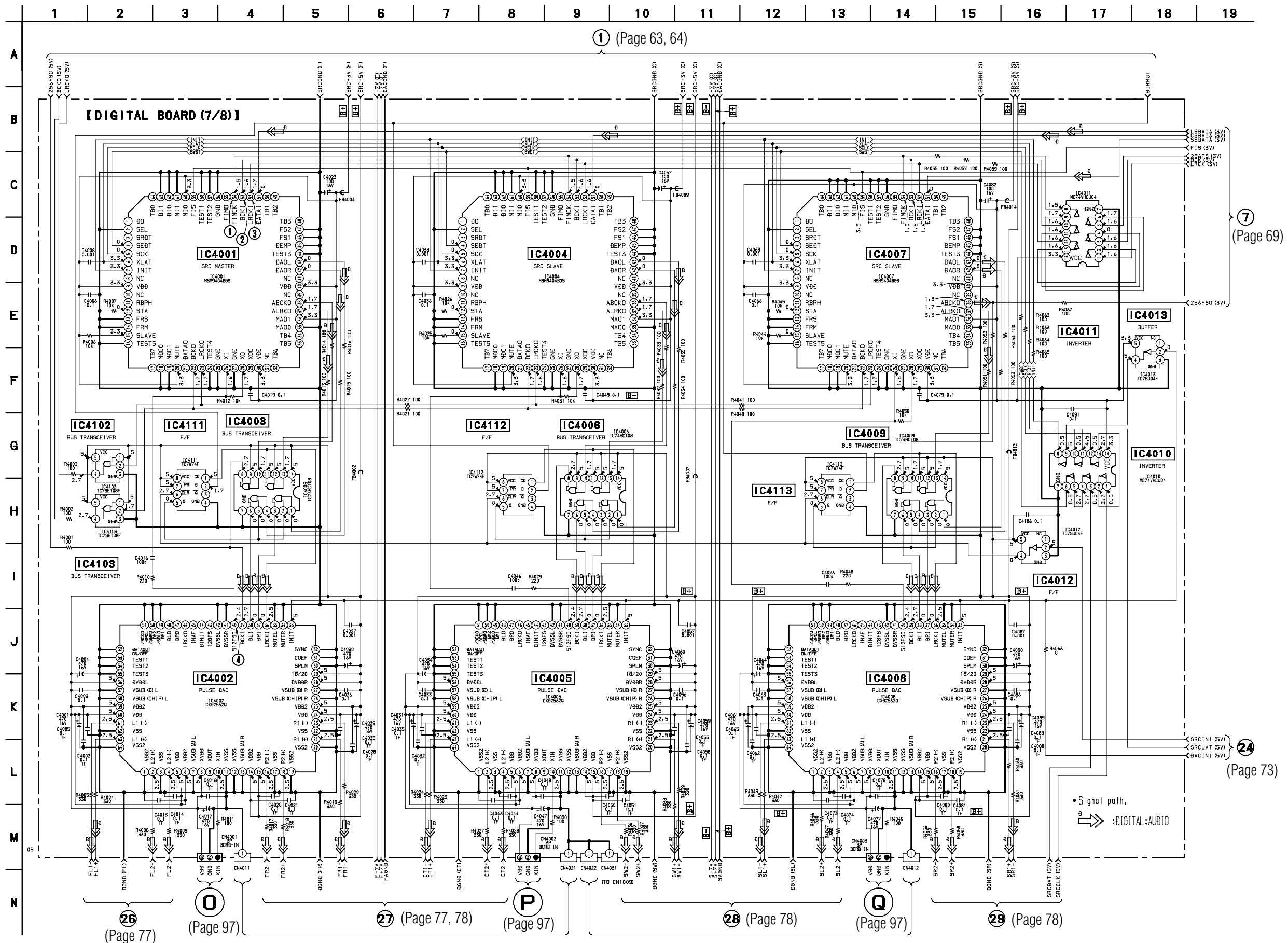
4-17. SCHEMATIC DIAGRAM – DIGITAL (6/8) SECTION –

- See page 42 for Waveforms.
- See page 59 for Printed Wiring Board.
- See page 109 for IC Pin Functions.



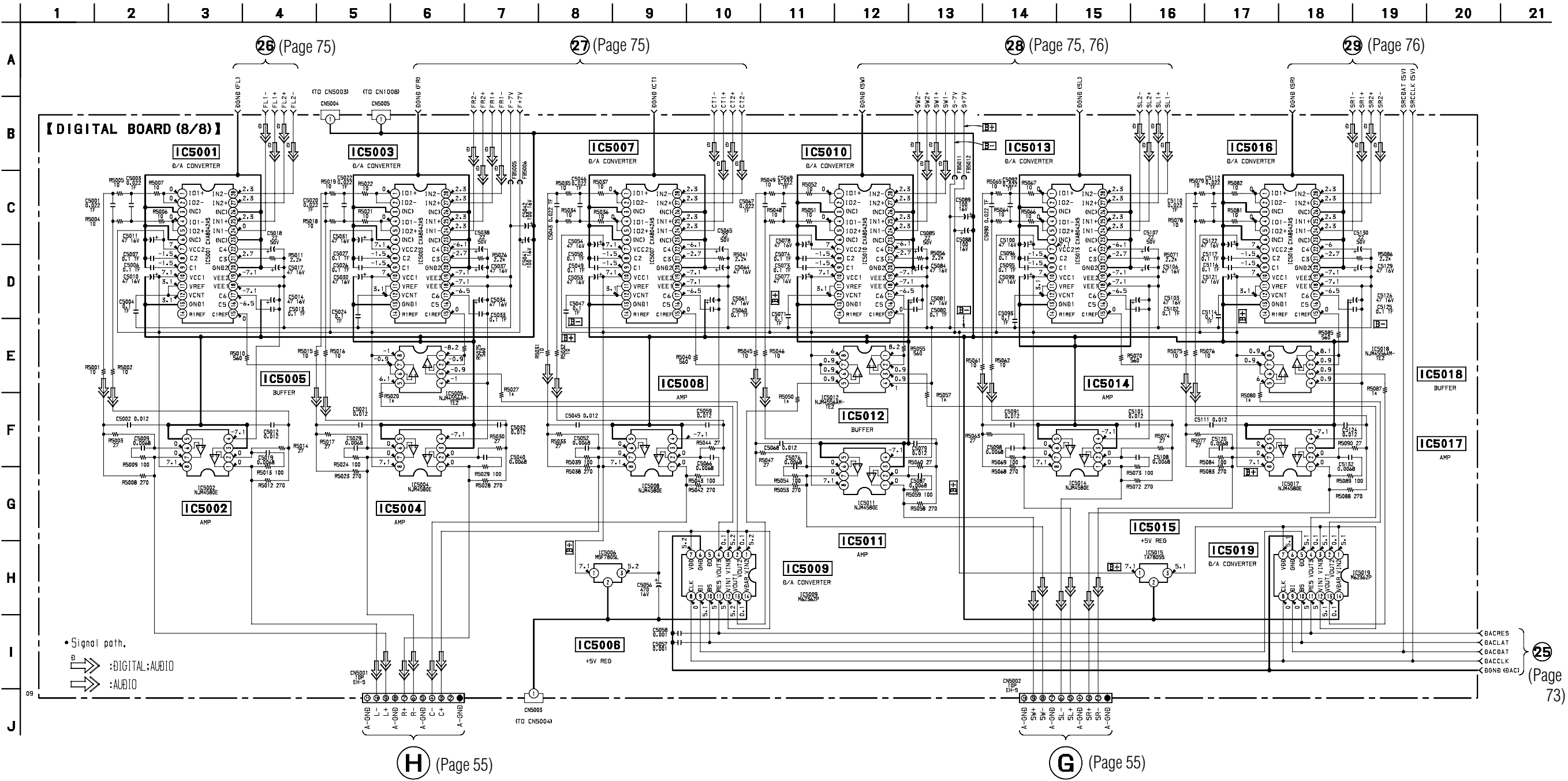
4-18. SCHEMATIC DIAGRAM – DIGITAL (7/8) SECTION –

- See page 42 for Waveforms.
- See page 59 for Printed Wiring Board.
- See page 100 for IC Block Diagrams.
- See page 111 for IC Pin Functions.



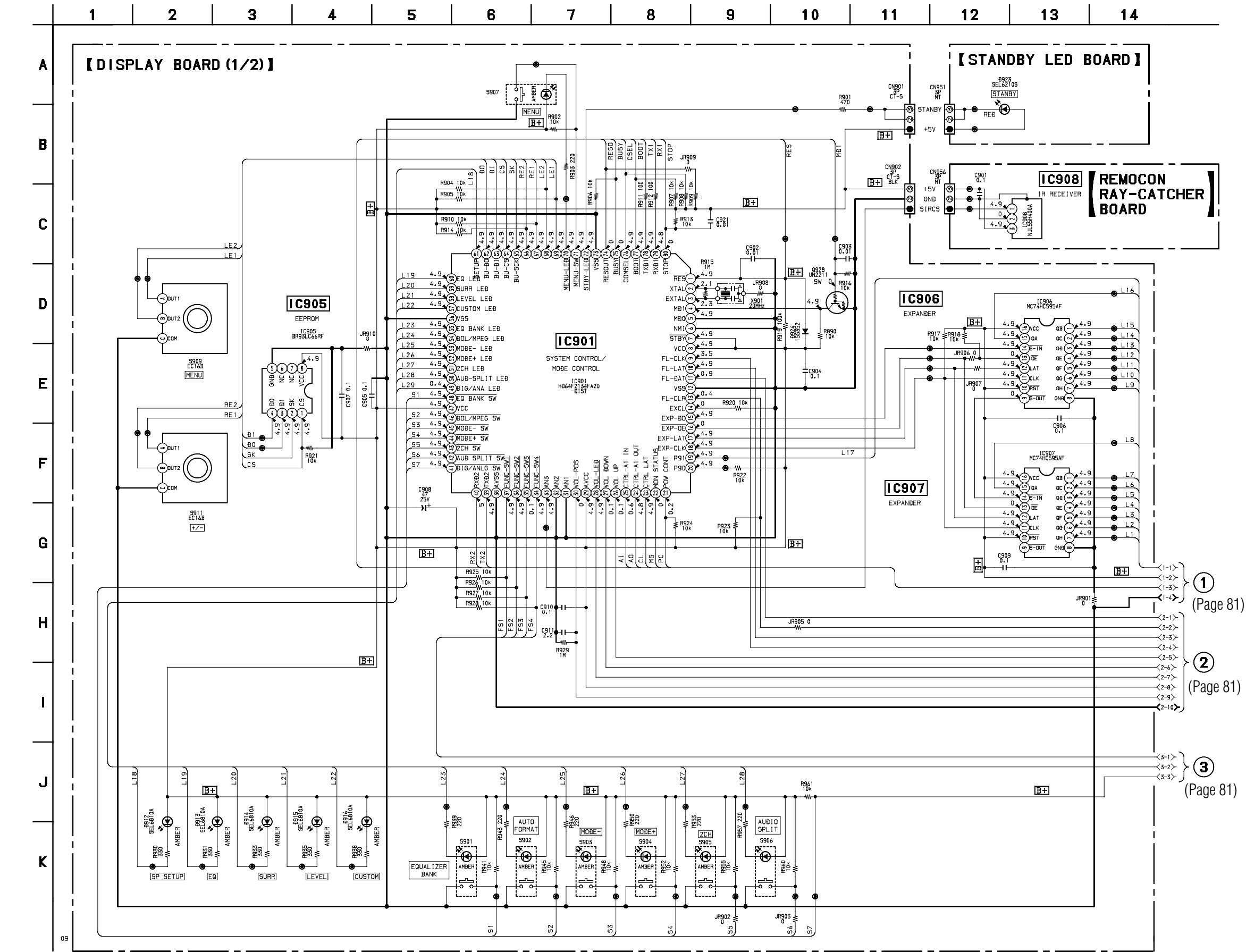
4-19. SCHEMATIC DIAGRAM – DIGITAL (8/8) SECTION –

- See page 59 for Printed Wiring Board.
- See page 101 for IC Block Diagrams.



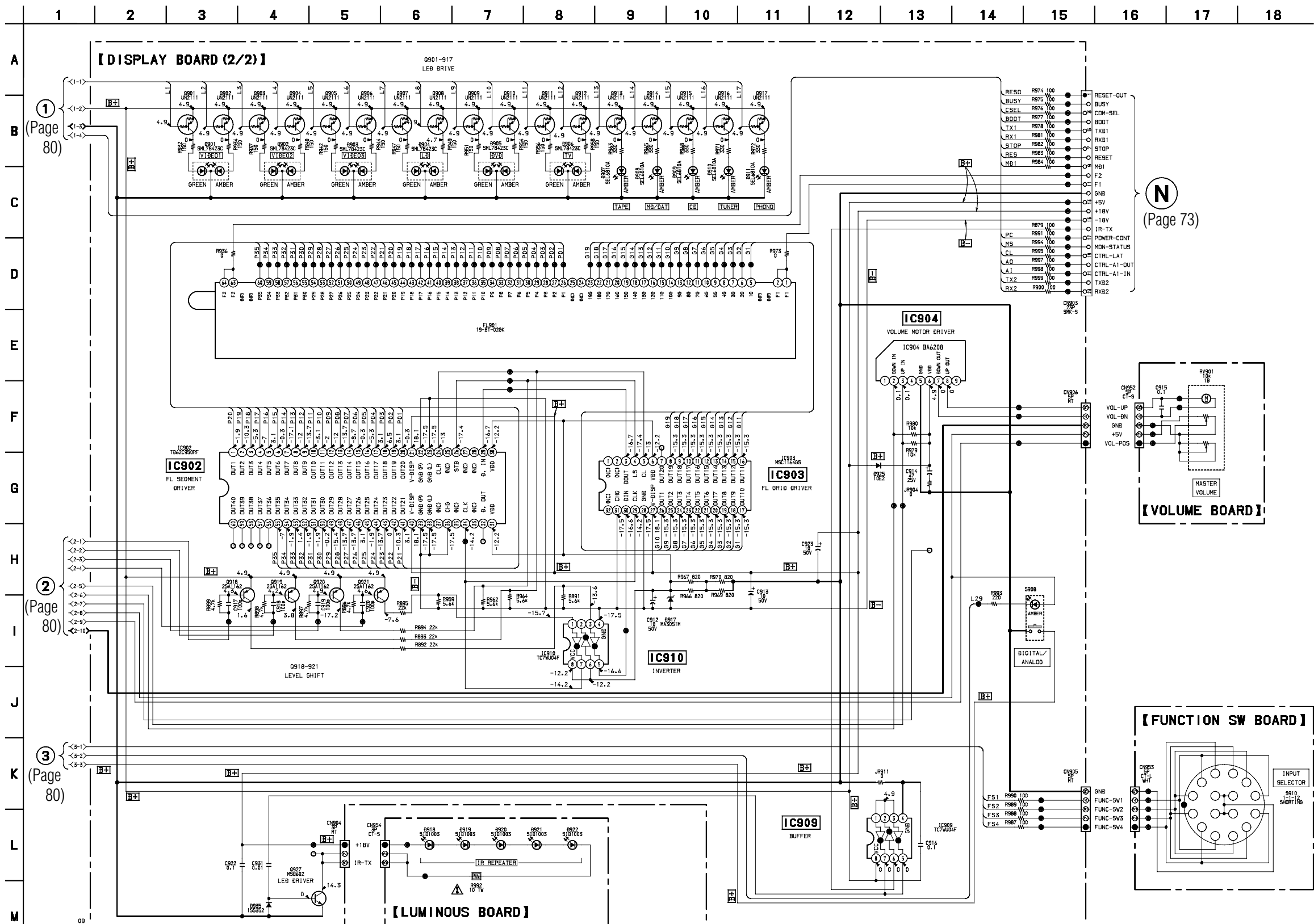
4-20. SCHEMATIC DIAGRAM – DISPLAY (1/2) SECTION –

- See page 42 for Waveforms.
- See page 83 for Printed Wiring Board.
- See page 101 for IC Block Diagrams.
- See page 113 for IC Pin Functions.

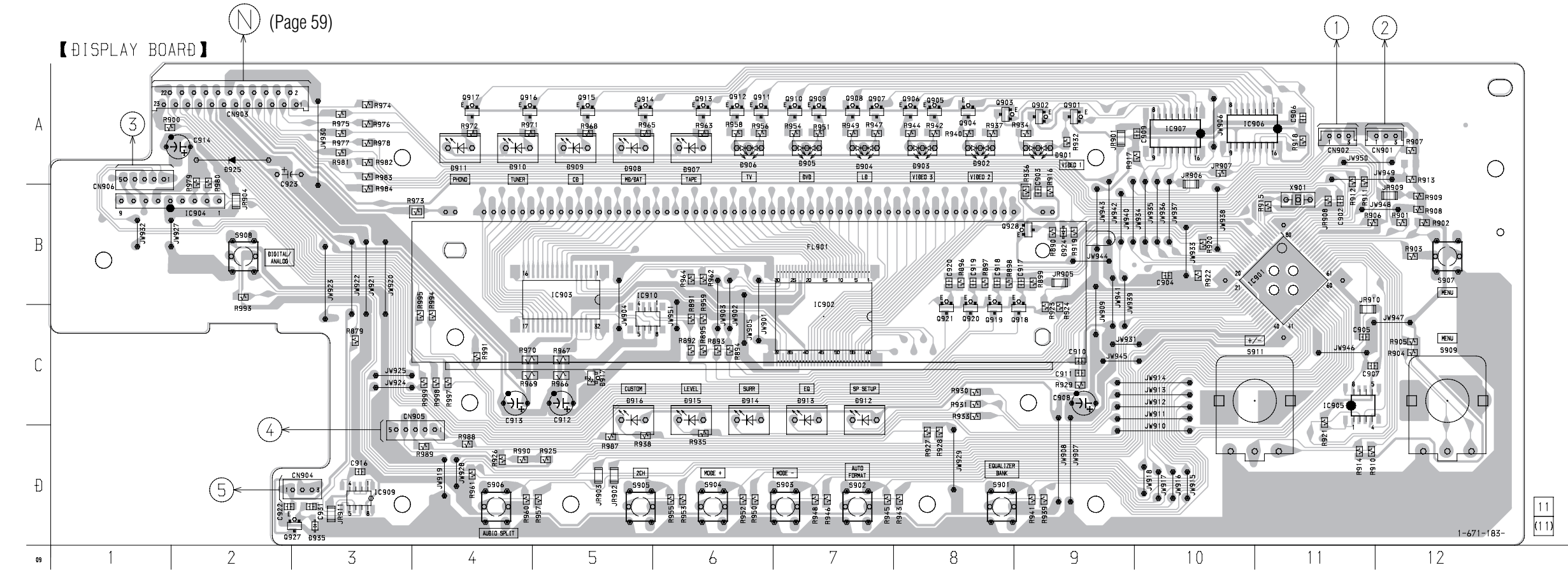


① (Page 81)
② (Page 81)
③ (Page 81)

4-21. SCHEMATIC DIAGRAM – DISPLAY (2/2) SECTION –
• See page 83 for Printed Wiring Board.



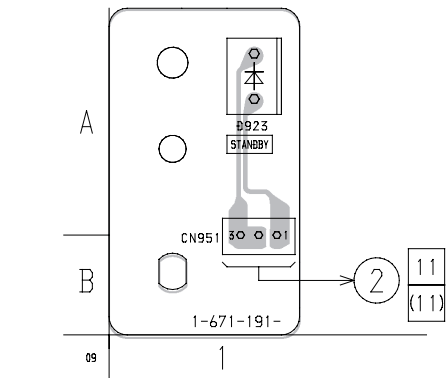
4-22. PRINTED WIRING BOARD – DISPLAY SECTION –
• See page 12 for Circuit Boards Location.



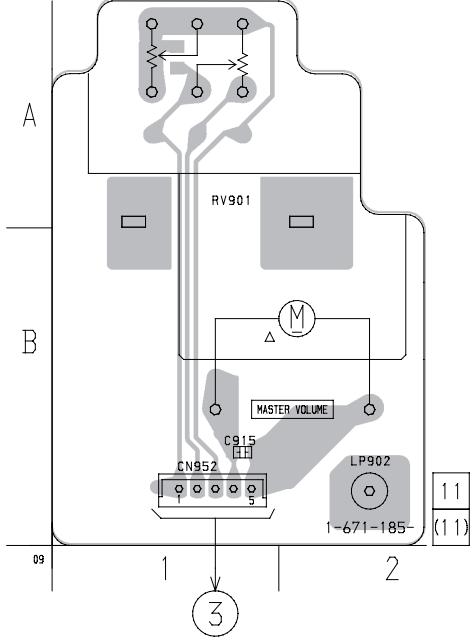
• Semiconductor Location

Ref. No.	Location
D901	A-9
D902	A-8
D903	A-8
D904	A-7
D905	A-7
D906	A-6
D907	A-6
D908	A-5
D909	A-5
D910	A-4
D911	A-4
D912	C-7
D913	C-7
D914	C-6
D915	C-6
D916	C-5
D917	C-5
D924	B-9
D925	A-2
D935	D-3
IC901	B-11
IC902	B-7
IC903	B-5
IC904	B-2
IC905	C-11
IC906	A-10
IC907	A-10
IC909	D-3
IC910	C-5
Q901	A-9
Q902	A-9
Q903	A-8
Q904	A-8
Q905	A-8
Q906	A-8
Q907	A-7
Q908	A-7
Q909	A-7
Q910	A-7
Q911	A-6
Q912	A-6
Q913	A-6
Q914	A-5
Q915	A-5
Q916	A-4
Q917	A-4
Q918	C-9
Q919	C-8
Q920	C-8
Q921	C-8
Q927	D-3
Q928	B-9

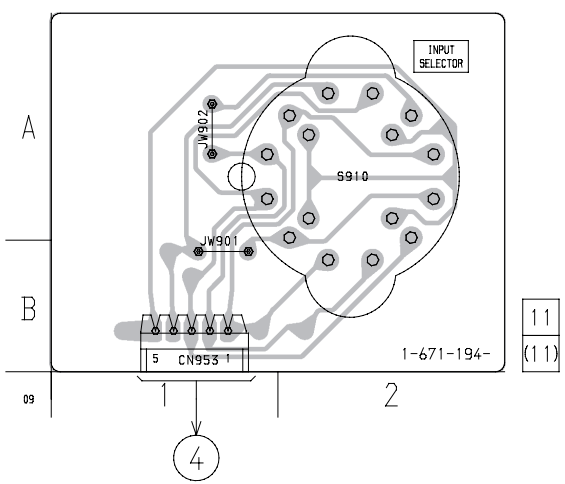
【STANDBY LED BOARD】



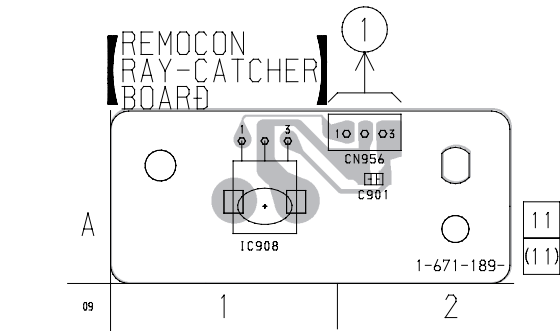
【VOLUME BOARD】



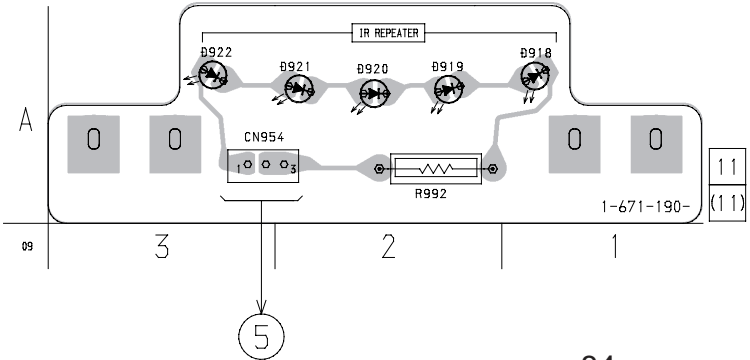
【FUNCTION SW BOARD】



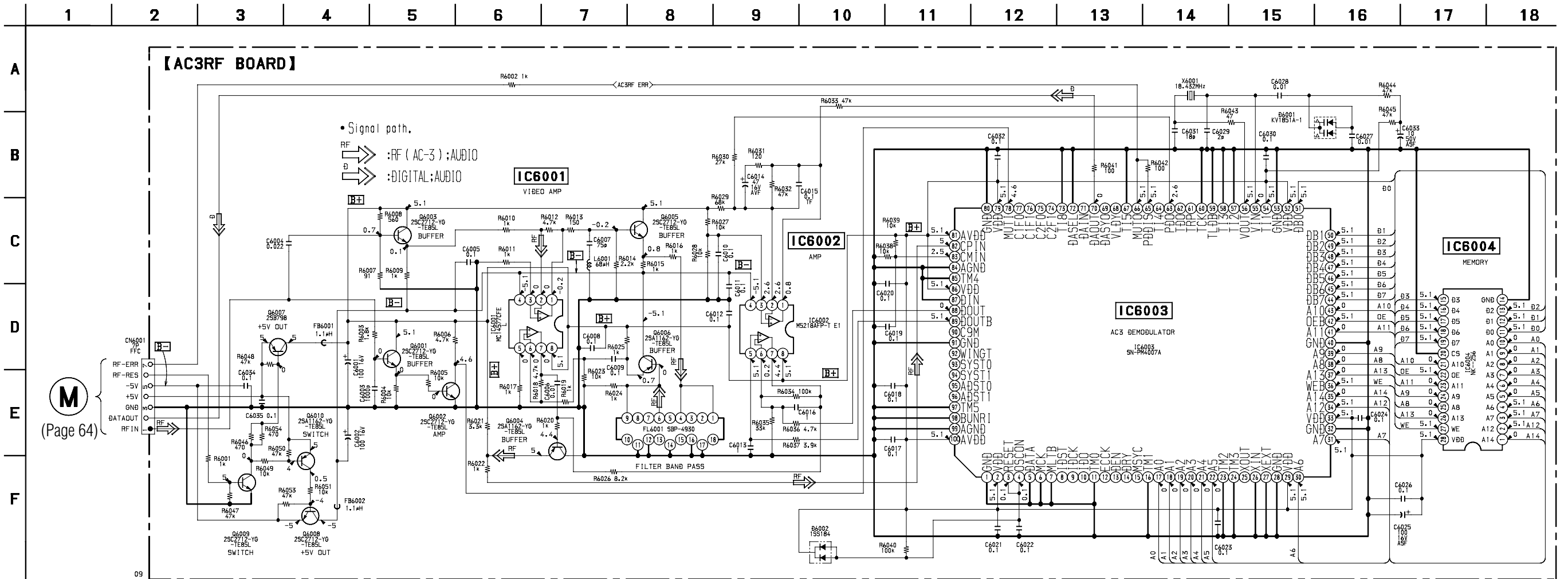
【REMOCON RAY-CATCHER BOARD】



【LUMINOUS BOARD】



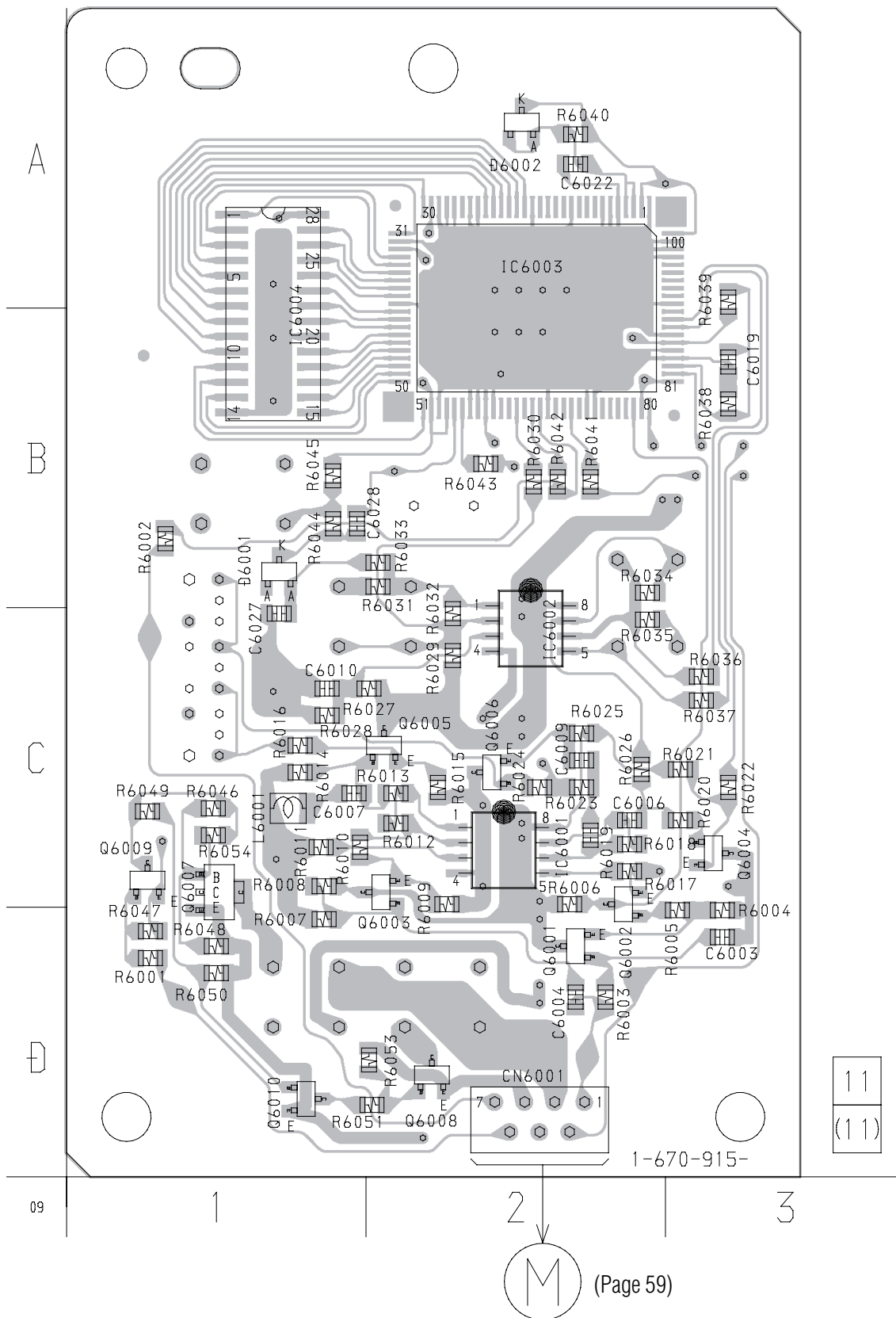
4-23. SCHEMATIC DIAGRAM – AC 3RF SECTION –
 • See page 115 for IC Pin Functions.



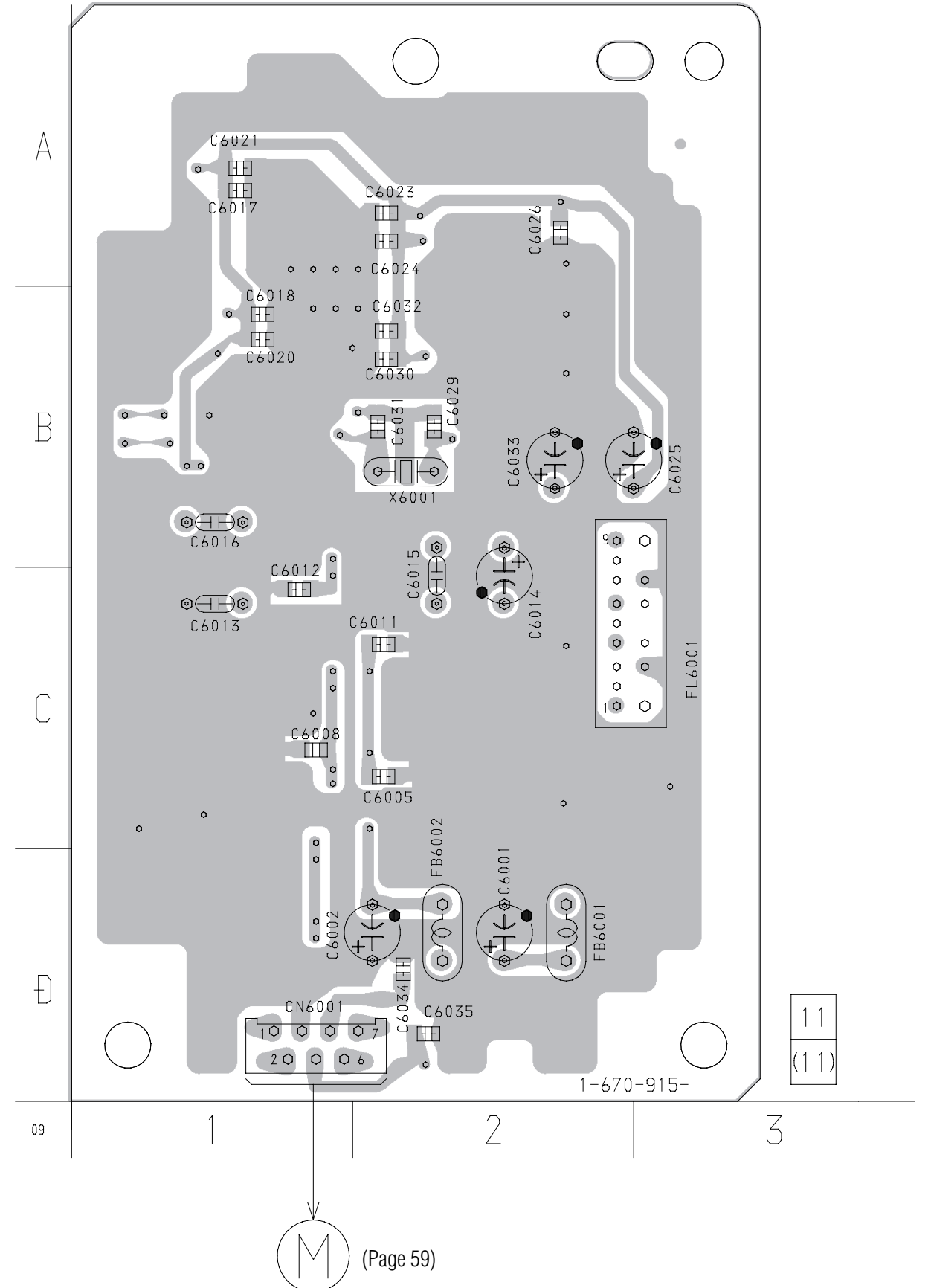
4-24. PRINTED WIRING BOARD – AC 3RF SECTION –

- See page 12 for Circuit Boards Location.

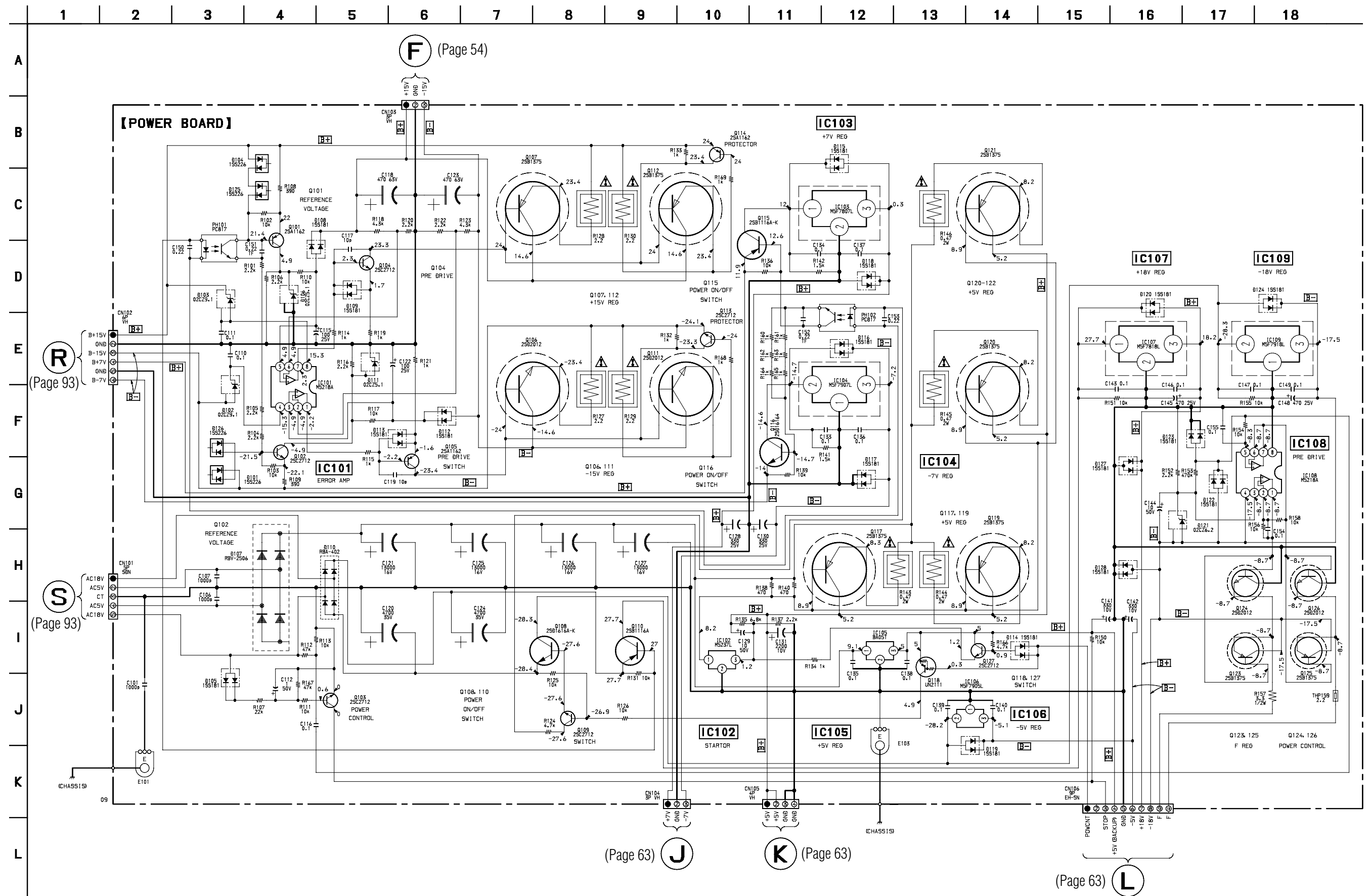
【 AC3RF BOARD 】 (SIDE A)



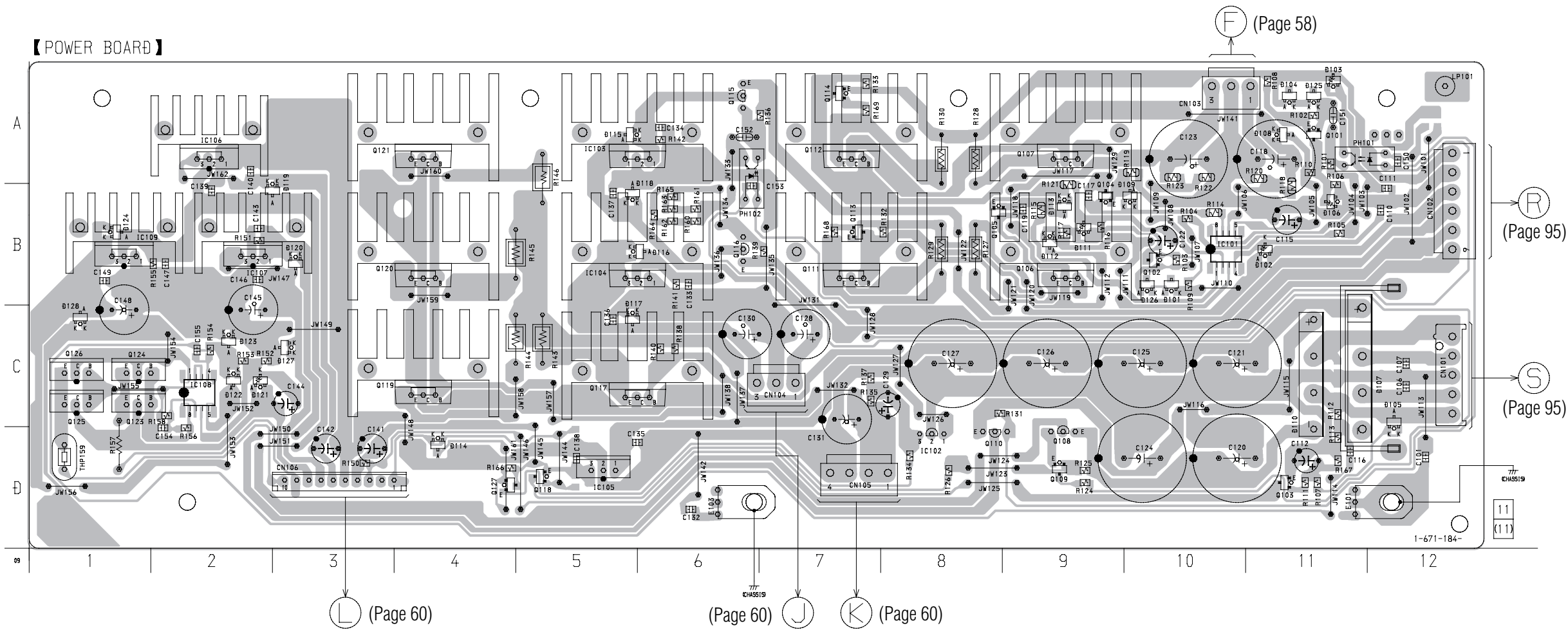
【 AC3RF BOARD 】 (SIDE B)



4-25. SCHEMATIC DIAGRAM – POWER SECTION –



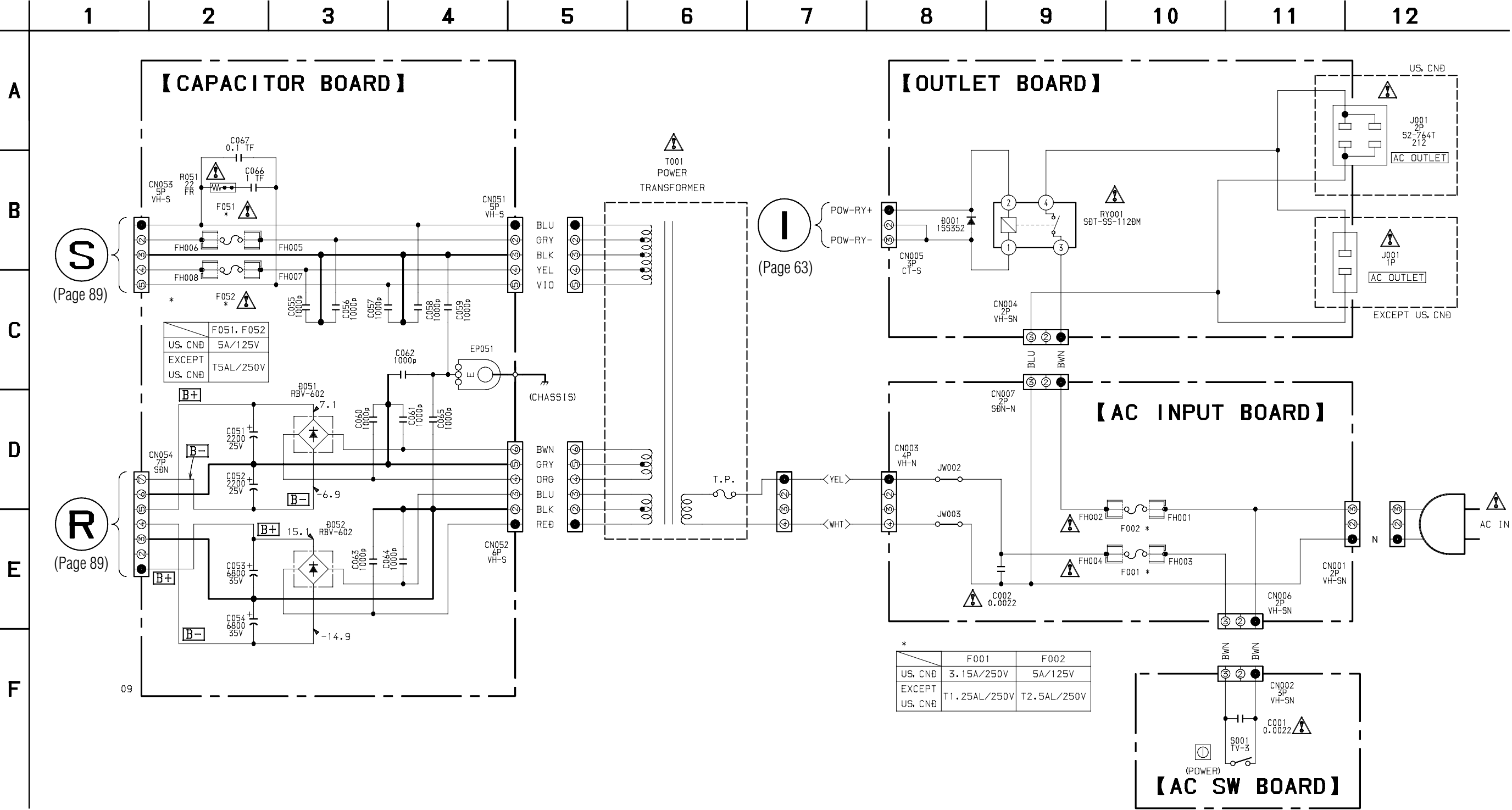
4-26. PRINTED WIRING BOARD – POWER SECTION –
• See page 12 for Circuit Boards Location.



• Semiconductor Location

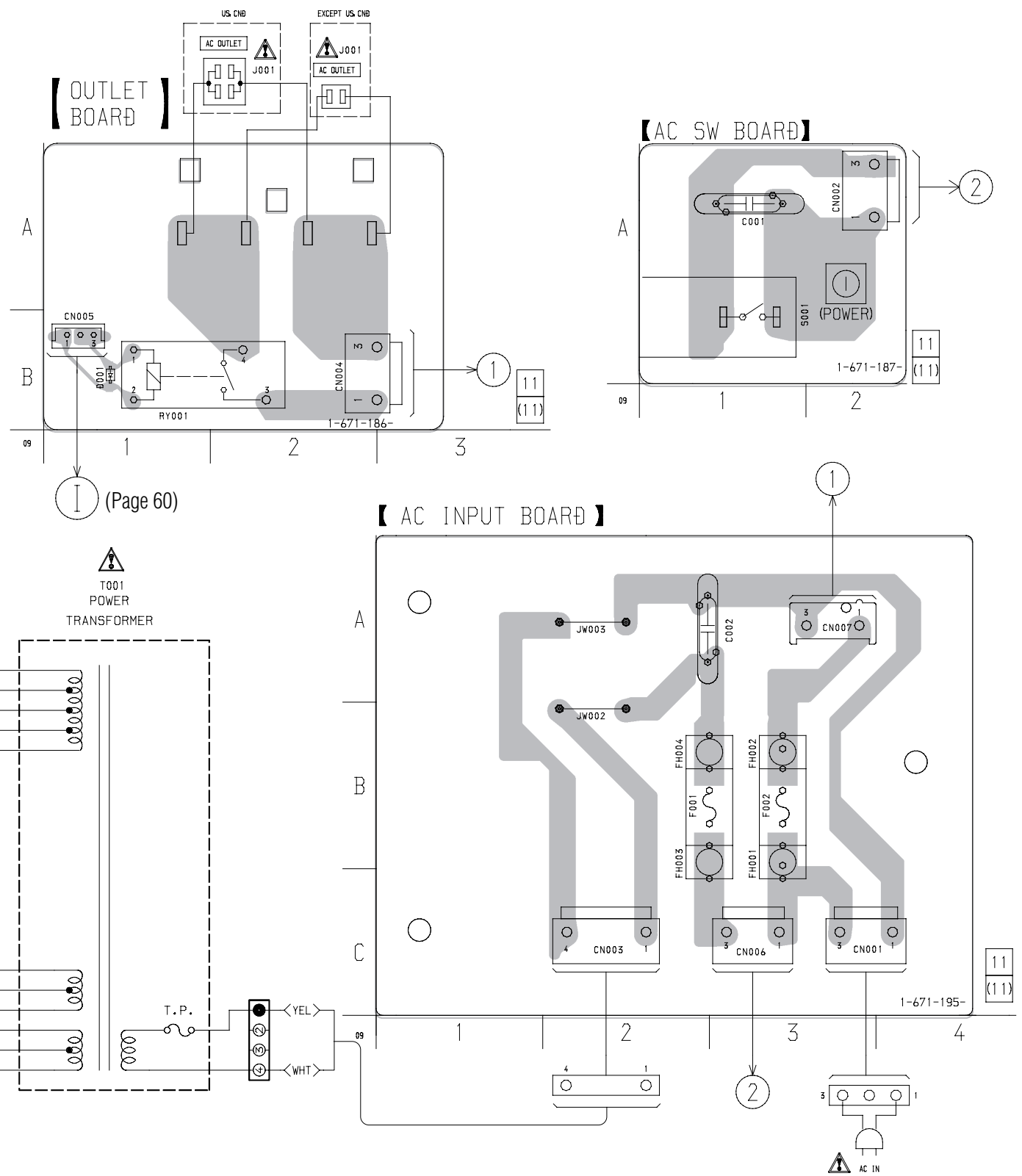
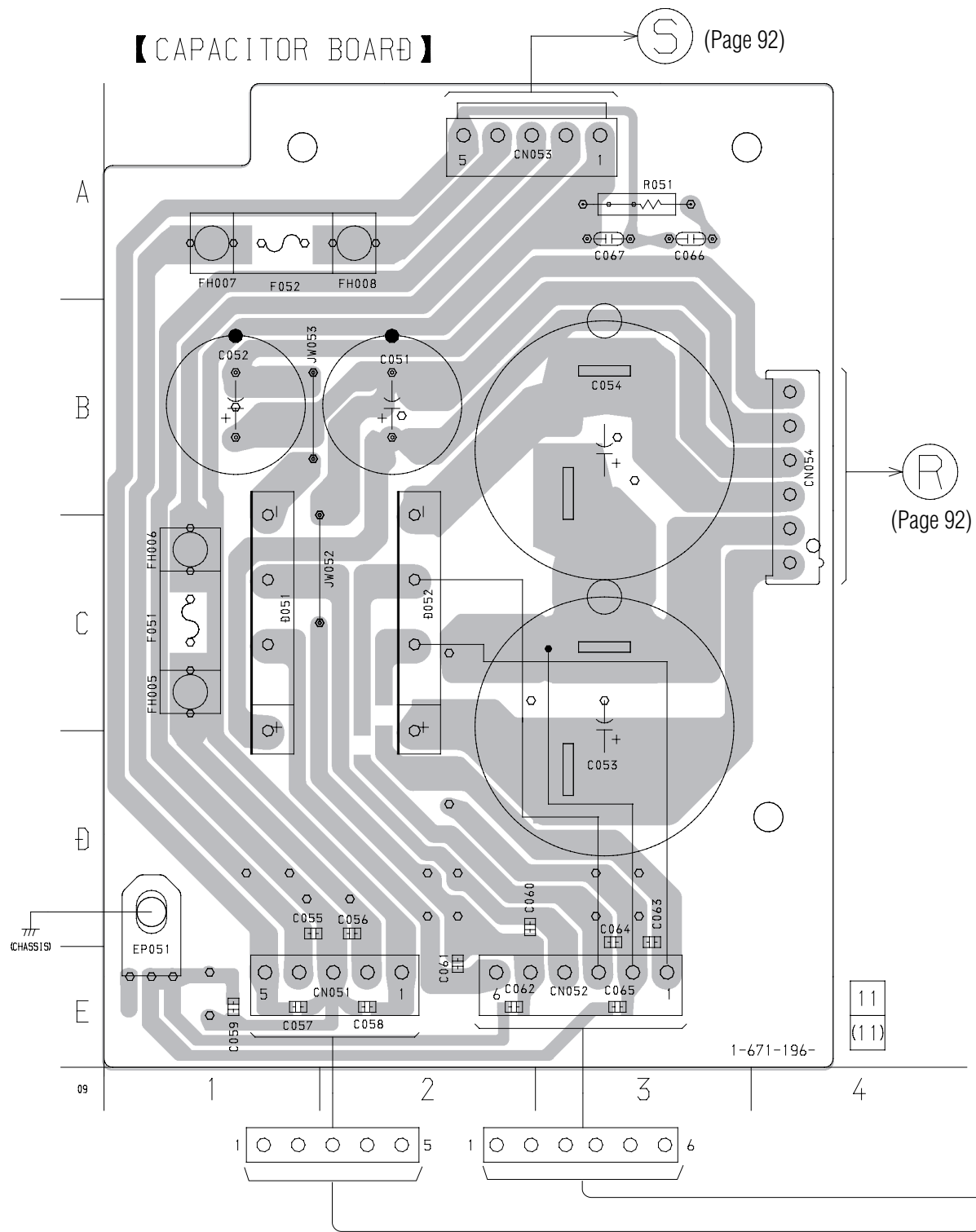
Ref. No.	Location
D101	B-10
D102	B-11
D103	A-11
D104	A-11
D105	D-12
D106	B-11
D107	C-11
D108	A-11
D109	B-10
D110	D-11
D111	B-9
D112	B-9
D113	B-9
D114	D-4
D115	A-5
D116	B-6
D117	C-5
D118	B-6
D119	B-2
D120	B-3
D121	C-2
D122	C-2
D123	C-2
D124	B-1
D125	A-11
D126	B-10
D127	C-3
D128	C-1
IC101	B-10
IC102	D-8
IC103	A-5
IC104	B-5
IC105	D-5
IC106	A-2
IC107	B-2
IC108	C-2
IC109	B-1
Q101	A-11
Q102	B-10
Q103	D-11
Q104	B-9
Q105	B-8
Q106	B-9
Q107	A-9
Q108	D-9
Q109	D-9
Q110	D-8
Q111	B-7
Q112	A-7
Q113	B-7
Q114	A-7
Q115	A-6
Q116	B-6
Q117	C-5
Q118	D-5
Q119	C-4
Q120	B-4
Q121	A-4
Q123	C-1
Q124	C-1
Q125	C-1
Q126	C-1
Q127	D-4

4-27. SCHEMATIC DIAGRAM – AC INPUT SECTION –
• See page 95 for Printed Wiring Board.

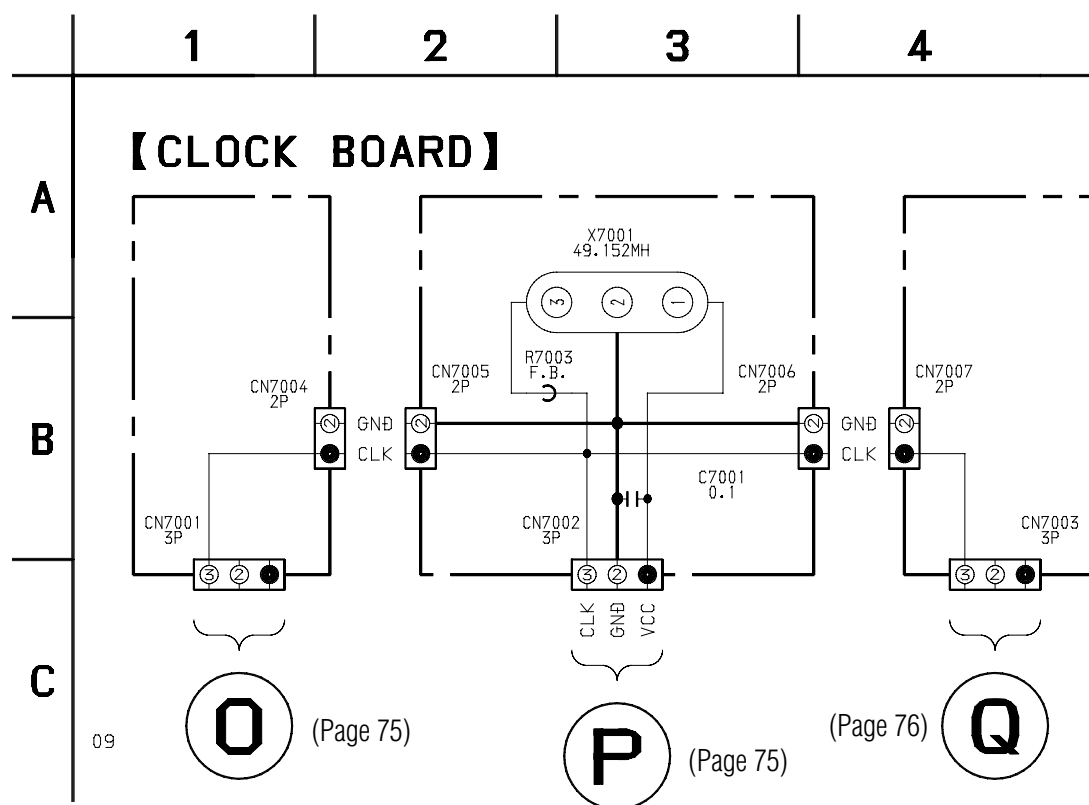


4-28. PRINTED WIRING BOARD – AC INPUT SECTION –

- See page 12 for Circuit Boards Location.

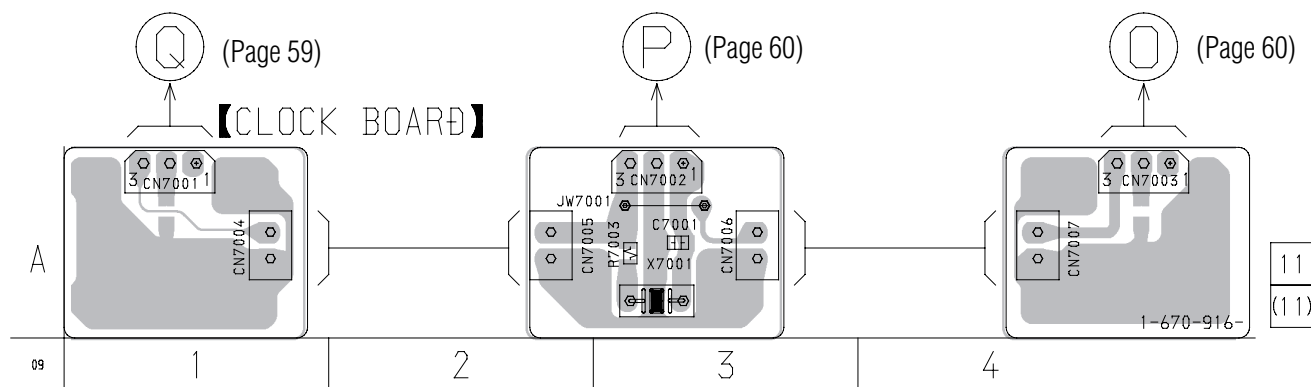


4-29. SCHEMATIC DIAGRAM – CLOCK SECTION –



4-30. PRINTED WIRING BOARD – CLOCK SECTION –

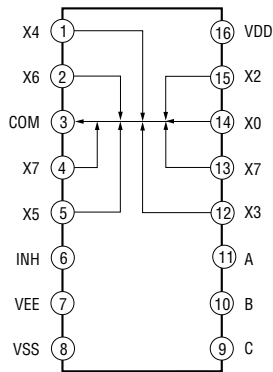
- See page 12 for Circuit Boards Location.



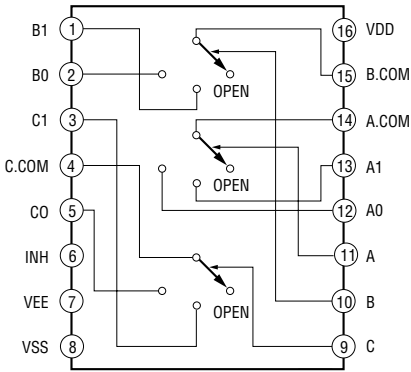
4-31. IC BLOCK DIAGRAMS

• VIDEO section

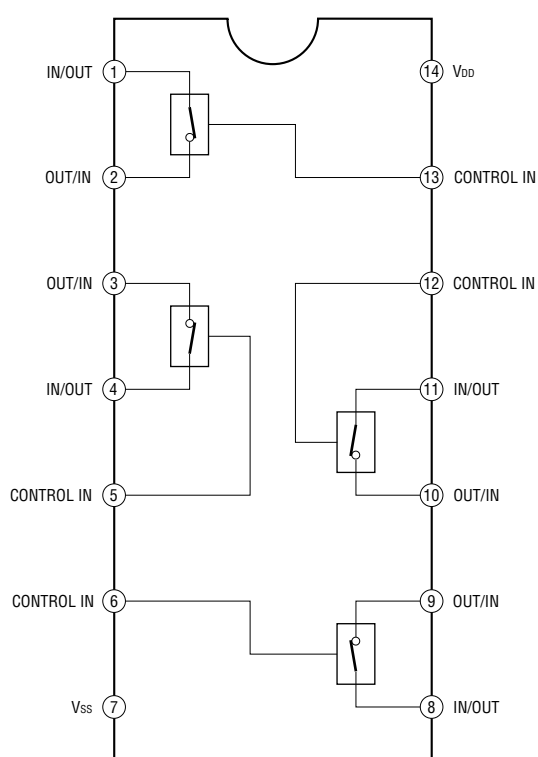
IC201 MC14051BCP



IC204 uPD4053BC

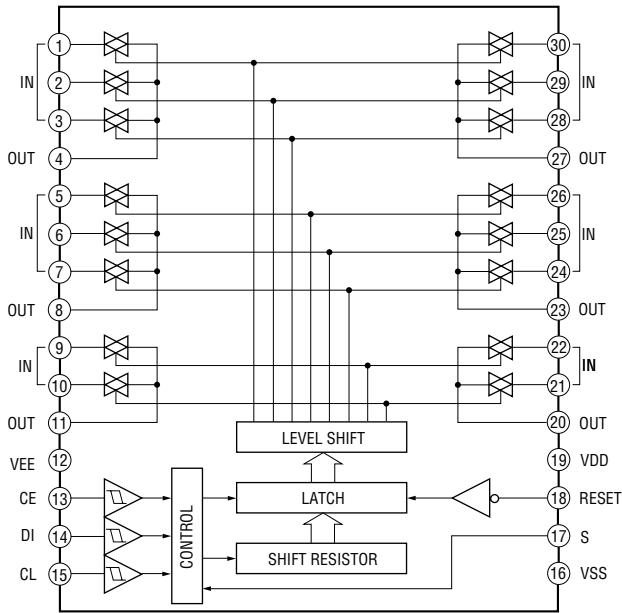


IC207 MC14066BCP

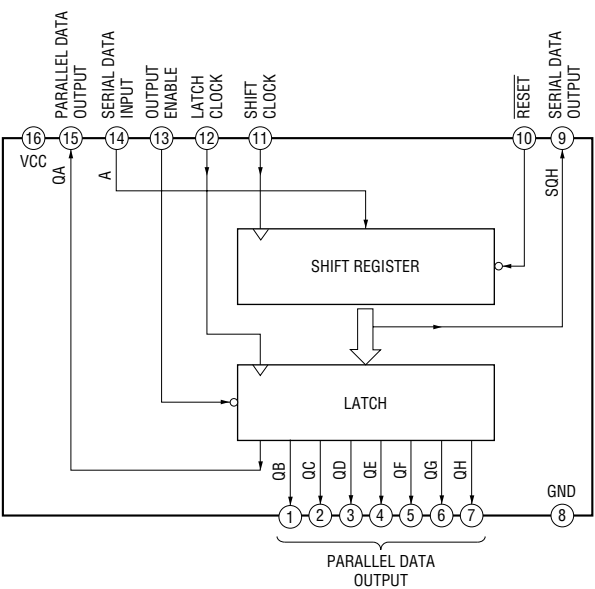


• ANALOG section

IC502 LC7822

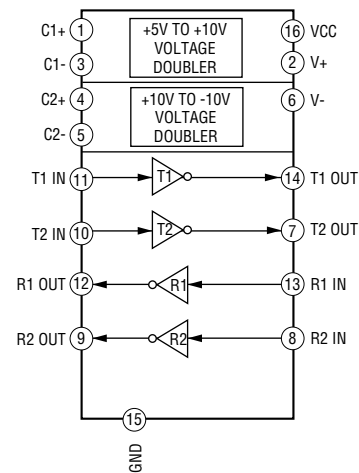


IC524 MC74HC595AF

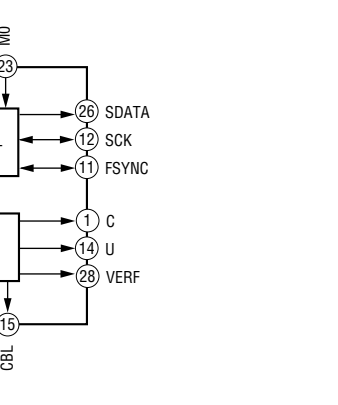
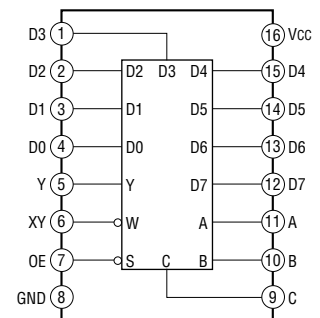


IC1002 ADM202EARN-REEL

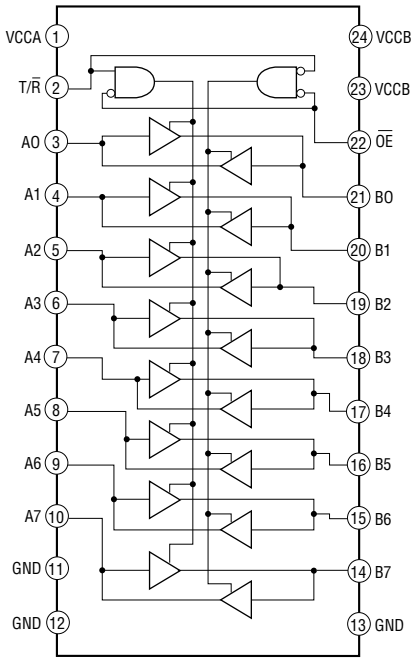
C1+ (1) +5V TO +10V (16) VCC



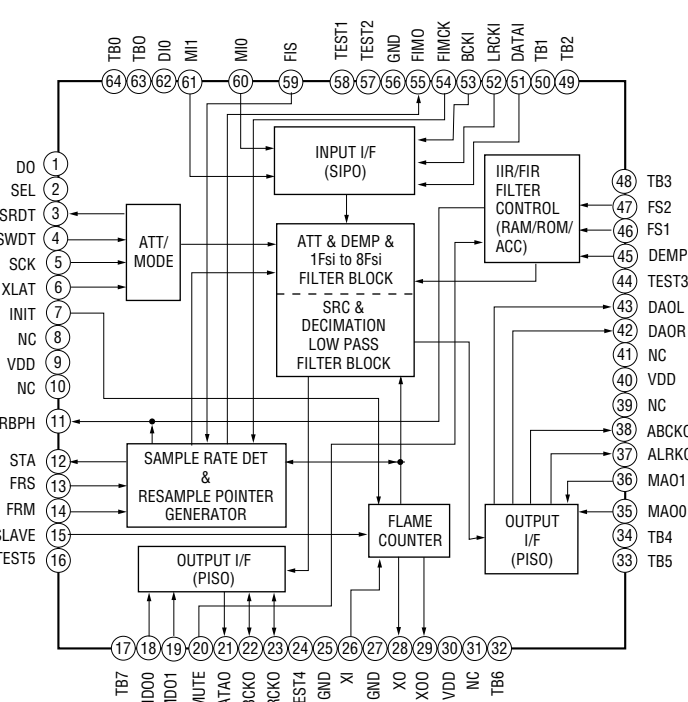
IC1014 MC74HC151FEL



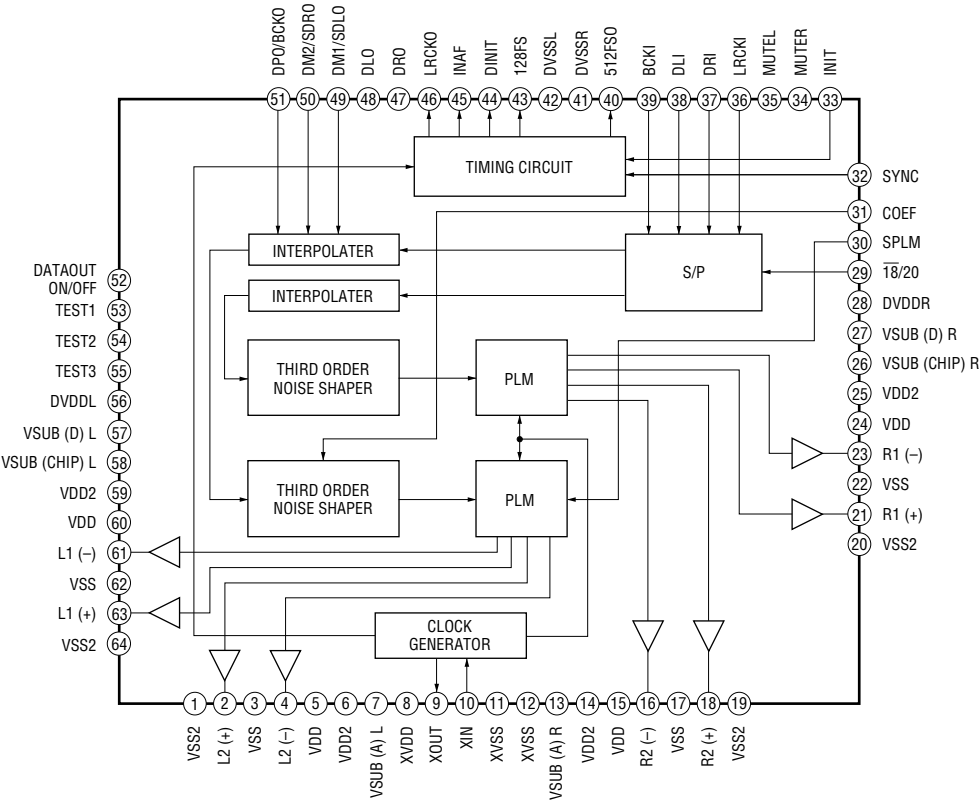
IC2008 MC74LVX4245-DT



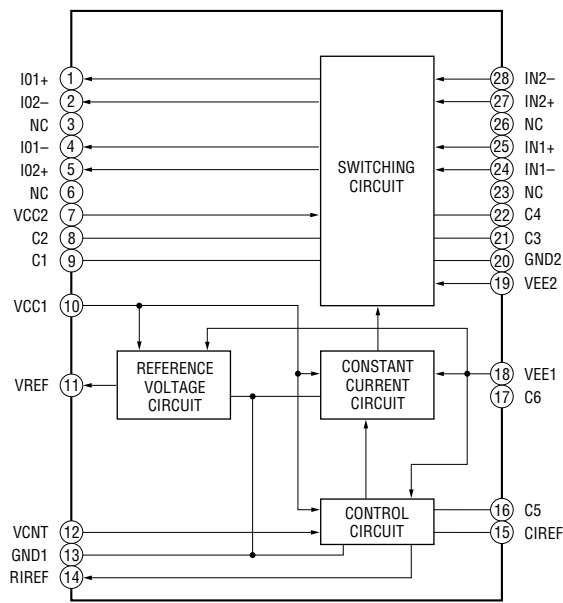
IC4001 MSM9404BGS-BK



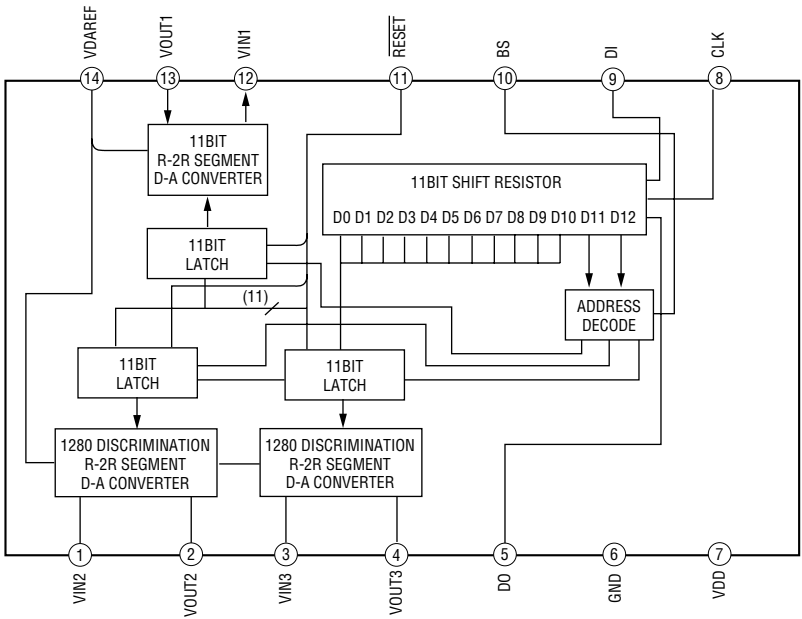
IC4002 CXD2562Q



IC5001 CXA8042AS

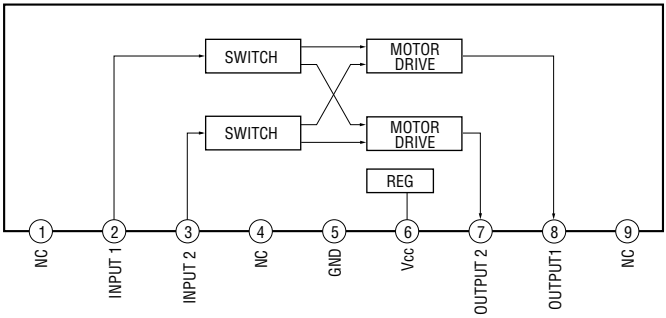


IC5009 M62362P



• DISPLAY section

IC904 BA6208



4-32. IC PIN FUNCTIONS

• IC2005, 2009 CXD2712R (DIGITAL Board)

Pin No.	Pin Name	I/O	Function
1	VSS3	—	Ground
2	SOA	O	Serial data output
3	SOB	O	Serial data output
4	SOC	O	Serial data output
5	SOD	O	Serial data output
6	ECJ0	I	Junpe condition input terminal
7	ECJ1	I	Junpe condition input terminal
8	NC	—	Not used
9	XHDWR	I	HCIF Data write
10	XHDRD	I	HCIF Data read
11	VSS4	—	Ground
12	VDD2	—	Power supply (+3.3V)
13	HRDY	O	HCIF Ready signal Open drain
14	XHDCS	I	HCIF Chip select
15	HA0	I	HCIF Address input
16	HD0	I/O	HCIF Address output
17	HD1	I/O	HCIF Address output
18	HD2	I/O	HCIF Address output
19	HD3	I/O	HCIF Address output
20	HD4	I/O	HCIF Address output
21	VSS5	—	Ground
22	VDD3	—	Power supply (+3.3V)
23	HD5	I/O	Data input/output
24	HD6	I/O	Data input/output
25	HD7	I/O	Data input/output
26	XRST	I	Reset input “L” active
27	FGP0	O	Test data output
28	FGP1	O	Test data output
29	FGP2	O	Test data output
30	FGP3	O	Test data output
31	VSS6	—	Ground
32	ED0	I/O	External RAM data input/output
33	ED1	I/O	External RAM data input/output
34	ED2	I/O	External RAM data input/output
35	ED3	I/O	External RAM data input/output
36	ED4	I/O	External RAM data input/output
37	ED5	I/O	External RAM data input/output
38	ED6	I/O	External RAM data input/output
39	ED7	I/O	External RAM data input/output
40	ED8	I/O	External RAM data input/output
41	VSS7	—	Ground
42	VDD4	—	Power supply (+3.3V)
43	ED9	I/O	Power supply (+3.3V)
44	ED10	I/O	Power supply (+3.3V)
45	ED11	I/O	Power supply (+3.3V)
46	ED12	I/O	Power supply (+3.3V)
47	ED13	I/O	Power supply (+3.3V)
48	ED14	I/O	Power supply (+3.3V)
49	ED15	I/O	Power supply (+3.3V)

Pin No.	Pin Name	I/O	Function
50	TSTD	I	Test data input “L” = normal “H” = test
51	VSS8	—	Ground
52	VDD5	—	Power supply (+3.3V)
53	ED16	I/O	External RAM data input/output
54	ED17	I/O	External RAM data input/output
55	ED18	I/O	External RAM data input/output
56	ED19	I/O	External RAM data input/output
57	ED20	I/O	External RAM data input/output
58	ED21	I/O	External RAM data input/output
59	ED22	I/O	External RAM data input/output
60	ED23	I/O	External RAM data input/output
61	VSS9	—	Ground
62	ED24	I/O	External RAM data input/output
63	ED25	I/O	External RAM data input/output
64	ED26	I/O	External RAM data input/output
65	ED27	I/O	External RAM data input/output
66	ED28	I/O	External RAM data input/output
67	ED29	I/O	External RAM data input/output
68	ED30	I/O	External RAM data input/output
69	ED31	I/O	External RAM data input/output
70	XOE	O	External RAM output enable
71	VSS10	—	Ground
72	VDD6	—	Power supply (+3.3V)
73	CAS	O	External RAM column address strobe
74	XWE	O	External RAM write enable
75	RAS	O	External RAM row address strobe
76	EA0	I/O	External RAM address output/test data input
77	EA1	I/O	External RAM address output/test data input
78	EA2	I/O	External RAM address output/test data input
79	EA3	I/O	External RAM address output/test data input
80	EA4	I/O	External RAM address output/test data input
81	VSS11	—	Ground
82	VDD7	—	Power supply (+3.3V)
83	EA5	I/O	External RAM address output/test data input
84	EA6	I/O	External RAM address output/test data input
85	EA7	I/O	External RAM address output/test data input
86	EA8	I/O	External RAM address output/test data input
87	EA9	I/O	External RAM address output/test data input
88	EA10	I/O	External RAM address output/test data input
89	EA11	I/O	External RAM address output/test data input
90	EA12	O	External RAM address output
91	VSS0	—	Ground
92	EA13	O	External RAM address output
93	EA14	O	External RAM address output
94	EA15	O	External RAM address output
95	EA16	O	External RAM address output
96	TSTA	I	Test data input “L” = normal “H” = test
97	PLDIVF	I	PLL input frequency setup “L” = 256Fs “H” = 128Fs
98	PLDIVB	I	PLL output frequency setup “L” = 768Fs “H” = 1024Fs
99	CLKI	I	Master clock input
100	CLKO	O	Master clock output

Pin No.	Pin Name	I/O	Function
101	VSS1	—	Ground
102	VDD0	—	Power supply (+3.3V)
103	AVSS	—	PLL sel ground
104	AVDD	—	PLL sel VDD
105	PLLCK	I/O	PLL output/test clock input
106	XPLEN	I	PLL sel oscillation enable “L” oscillation enabling “H” osicllation stop
107	TST	I	Test data input “L” = normal “H” = test
108	LRCT	I	Frequency counter input
109	LROUT	O	LRCK0 Dividing output
110	BKOUT	O	BCK0 Dividing output
111	VSS2	—	Ground
112	VDD1	—	Power supply (+3.3V)
113	BCK0	I	BCK input
114	BCK1	I	BCK input
115	LRCK0	I	LRCK input
116	LRCK1	I	LRCK input
117	SIA	I	Serial data input
118	SIB	I	Serial data input
119	SIC	I	Serial data input
120	SID	I	Serial data input

• IC2015 CXD8751Q (DIGITAL Board)

Pin No.	Pin Name	I/O	Function
1	LAC3	I	Not used (Fixed at “L” or “H”)
2	NC	—	Not used
3	WSR	O	Not used
4	GPIO0	O	Not used
5	NC	—	Not used
6	VDD	—	Power supply (+5V)
7	NC	—	Not used
8	SCKR	O	Not used
9	SDI0	O	Not used
10	DI3	I	DATA input (HDO4 = “L” at DO4 output)
11	DI2	I	DSP to data input 2 HDI1 “L” at RXD in output
12	DI1	I	DSP to data input 1 HDI1 “H” at RXD in output
13	BCKI	I	DSP to data input bit clock input TXD in output
14	LRCK	I	DSP to data input LRCK clock input
15	DCK	I	256Fs master clock assistance input Fixed at “L” or “H”
16	MCK	I	256Fs master clock input
17	GND	—	Ground
18	BCK0	O	Audio data output bit clock output (“H” → “L” standard)
19	LRCKO	O	Audio data output synchronous LRCK output (“H” : Lch)
20	RLRCK	O	Audio data input synchronous LRCK output (“H” : Lch)
21	LRPH	I	LRCK clock input phase control input (“L” : SONY standard, “H” : IIS)
22	MCPH	I	256Fs master clock phase control input
23	NC	—	Not used
24	HALM	I	Corresponding DSP switch mode input
25	DO1	O	First (2ch) audio data output
26	SRD	O	Second (2ch) audio data output
27	NC	O	Not used
28	VDD	—	Power supply (+3.3V or +5V)
29	NC	—	Not used
30	DO3	O	Third (2ch) audio data output
31	DO4	O	Fourth (2ch) audio data output
32	HDO4	I	DO4 output switch mode (“H” : DO4, “L” : DI3 output)
33	HDI1	I	DSP data input switch (“H” : DI1, “L” : DI2 RXD to output)
34	H2X1	I	System input/output data Fs ratio switch (“H” : 2 : 1, “L” : 1 : 1)
35	HIIS	I	Input LRCK timing setting (“L” : SONY standard, “H” : corresponds to IIS)
36	STD	I	Not used (Fixed at “L” or “H”)
37	TRFS	O	Frame synchronous pulse output for reading DSP data
38	TCLK	O	Clock (256Fs) output for reading DSP data
39	GND	—	Ground
40	DTI	I	DSP reading data input
41	RFSO	O	Frame synchronous pulse output for writing DSP data
42	RCLKO	O	Clock (64Fs) output for writing DSP data
43	DRO	O	DSP writing data output
44	NC	—	Not used

• IC2016 ADSST-AC3-2500 (DIGITAL Board)

Pin No.	Pin Name	I/O	Function
1	TDI	I	Test data input (JTAG)
2	TRST	I	Test reset (JTAG)
3	VDD	–	Power supply
4	TDO	O	Test data output
5	TIMEXP	O	Timer expired (JTAG)
6	EMU	O	Emulatin status
7	ICSA	O	Reserved
8 to 11	FLAG3 to FLAG0	I/O	Flag pins
12	GND	–	Ground
13, 14	ADDR0, ADDR1	I/O	External bus address
15	VDD	–	Power supply
16 to 18	ADDR2 to ADDR4	I/O	External bus address
19	GND	–	Ground
20 to 22	ADDR5 to ADDR7	I/O	External bus address
23	GND	–	Ground
24 to 26	ADDR8 to ADDR10	I/O	External bus address
27	GND	–	Ground
28 to 30	ADDR11 to ADDR13	I/O	External bus address
31	VDD	–	Power supply
32, 33	ADDR14, ADDR15	I/O	External bus address
34	GND	–	Ground
35 to 37	ADDR16 to ADDR18	I/O	External bus address
38, 39	VDD	–	Power supply
40 to 42	ADDR19 to ADDR20	I/O	External bus address
43	GND	–	Ground
44 to 46	ADDR22 to ADDR24	I/O	External bus address
47	VDD	–	Power supply
48	GND	–	Ground
49	VDD	–	Power supply
50 to 52	ADDR25 to ADDR27	I/O	External bus address
53	GND	–	Ground
54 to 57	MS3 to MS0	O	Memory select lines
58	SW	I/O	Synchronous write select
59	BMS	I/O	Boot memory select
60	ADDR28	I/O	External bus address
61	GND	–	Ground
62, 63	VDD	–	Power supply
64 to 66	ADDR29 to ADDR31	I/O	External bus address
67	GND	–	Ground
68	SBTS	I	Suspend bus three-state
69	DMAR2	I	DMA request 2
70	DMAR1	I	DMA request 1
71	HBR	I	Host bus request
72	DT1	O	Data trasnsmit
73	TCLK1	I/O	Transmit clock
74	TFS1	I/O	Transmit frame sync
75	DR1	I	Data receive
76	RCLK1	I/O	Receive clock
77	RFS1	I/O	Receive frame sync
78	GND	–	Ground

Pin No.	Pin Name	I/O	Function
79	$\overline{\text{CPA}}$	I/O	Core priority access
80	DT0	O	Data transmit
81	TCLK0	I/O	transmit clock
82	TFS0	I/O	Transmit frame sync
83	DR0	I	Data receive
84	RCLK0	I/O	Receive clock
85	RFS0	I/O	Receive frame sync
86, 87	VDD	–	Power supply
88	GND	–	Ground
89	ADRCLK	O	Clock output reference
90	REDY	O	Host bus acknowledge
91	$\overline{\text{HBG}}$	I/O	Host bus ground
92	$\overline{\text{CS}}$	I	Chip select
93	$\overline{\text{RD}}$	I/O	Memory read strobe
94	$\overline{\text{WR}}$	I/O	Memory write strobe
95	GND	–	Ground
96	VDD	–	Power supply
97	GND	–	Ground
98	CLKIN	I	Clock in
99	ACK	I/O	Memory acknowledge
100	$\overline{\text{DMAG2}}$	O	DMA grant 2
101	$\overline{\text{DMAG1}}$	O	DMA grant 1
102	PAGE	O	DRAM page boundary
103	VDD	–	Power supply
104 to 109	$\overline{\text{BR6}}$ to $\overline{\text{BR1}}$	I/O	Multiprocessing bus requests
110	GND	–	Ground
111	VDD	–	Power supply
112	GND	–	Ground
113 to 115	DATA47 to DATA45	I/O	External bus data
116	VDD	–	Power supply
117 to 119	DATA44 to DATA42	I/O	External bus data
120	GND	–	Ground
121 to 123	DATA41 to DATA39	I/O	External bus data
124	VDD	–	Power supply
125 to 127	DATA38 to DATA36	I/O	External bus data
128	GND	–	Ground
129	NC	–	Not used
130 to 132	DATA35 to DATA33	I/O	External bus data
133, 134	VDD	–	Power supply
135	GND	–	Ground
136 to 138	DATA32 to DATA30	I/O	External bus data
139	GND	–	Ground
140 to 142	DATA29 to DATA27	I/O	External bus data
143, 144	VDD	–	Power supply
145 to 147	DATA26 to DATA24	I/O	External bus data
148	GND	–	Ground
149 to 151	DATA23 to DATA21	I/O	External bus data
152	VDD	–	Power supply
153 to 155	DATA20 to DATA18	I/O	External bus data
156	GND	–	Ground

Pin No.	Pin Name	I/O	Function
157 to 159	DATA17 to DATA15	I/O	External bus data
160	VDD	–	Power supply
161 to 163	DATA14 to DATA12	I/O	External bus data
164	GND	–	Ground
165	DATA11 to DATA9	I/O	External bus data
168	VDD	–	Power supply
169 to 171	DATA8 to DATA6	I/O	External bus data
172	GND	–	Ground
173 to 175	DATA5 to DATA3	I/O	External bus data
176	VDD	–	Power supply
177 to 179	DATA2 to DATA0	I/O	External bus data
180, 181	GND	–	Ground
182 to 185	L0DAT3 to L0DAT0	I/O	Link port data
186	L0CLK	I/O	Link port clock
187	L0ACK	I/O	Link port acknowledge
188	VDD	–	Power supply
189 to 192	L1DAT3 to L1DAT0	I/O	Link port data
193	L1CLK	I/O	Link port clock
194	L1ACK	I/O	Link port acknowledge
195, 196	GND	–	Ground
197	VDD	–	Power supply
198 to 201	L2DAT3 to L2DAT0	I/O	Link port data
202	L2CLK	I/O	Link port clock
203	L2ACK	I/O	Link port acknowledge
204	NC	–	Not used
205	VDD	–	Power supply
206 to 209	L3DAT3 to L3DAT0	I/O	Link port data
210	L3CLK	I/O	Link port clock
211	L3ACK	I/O	Link port acknowledge
212	GND	–	Ground
213 to 216	L4DAT3 to L4DAT0	I/O	Link port data
217	L4CLK	I/O	Link port clock
218	L4ACK	I/O	Link port acknowledge
219	VDD	–	Power supply
220	GND	–	Ground
221	VDD	–	Power supply
222 to 225	L5DAT3 to L5DAT0	I/O	Link port data
226	L5CLK	I/O	Link port clock
227	L5ACK	I/O	Link port acknowledge
228	GND	–	Ground
229 to 231	ID2 to ID0	I	Multiprocessing ID
232	LBOOT	I	Link boot
233	RPBA	I	Rotating priority bus arbitration select
234	RESET	I	Processor reset
235	EBOOT	I	EPROM boot select
236 to 238	IRQ2 to IRQ0	I	Interrupt request lines
239	TCK	I	Test clock (JTAG)
240	TMS	I	Test mode select (JTAG)

• IC3008 HD64F2134F (Control μ COM port assign) (DIGITAL Board)

Pin No.	Pin Name	I/O	Function
1	RESET	I	Reset
2	XTAL	I	20MHz master clock
3	EXTAL	O	20MHz master clock
4	MD1	I	1: normal/0:boot
5	MD0	I	Ground
6	NMI	I	Ground
7	STBY	I	+5V
8	VCC	—	+5V
9	P52/SCK0	I	C-bit input clock
10	P51/RXD0	I	C-bit input data
11	P50/TXD0	O	Latch No.7 (“L” \rightarrow “H” : latch)
12	GND	—	Ground
13	P97/WAIT	I	Ready
14	P96/MCK	I	(NC)
15	P95/AS	O	Latch No.6 (“L” \rightarrow “H” : latch)
16	P94/WR	O	WR
17	P93/RD	O	RD
18	P92/IRQ0	O	Latch No.5 (“L” \rightarrow “H” : latch)
19	P91/IRQ1	O	Latch No.4 (“L” \rightarrow “H” : latch)
20	P90/IRQ2	O	CXD2712#1 CS (“H” = select)
21	P60	O	CXD2712#2 CS (“H” = select)
22	P61	O	CXD2712RD (“H” = read)
23	P62	O	CXD2712WR (“H” = write)
24	P63	O	Latch No.3 (“L” \rightarrow “H” : latch)
25	P64	I	Buzy control port
26	P65	O	Latch No.2 (“H” : transparent)
27	P66	O	Latch No.1 (“H” : transparent)
28	P67	O	Latch No.1 to No. 7 OE (“L” = on)
29	AVCC	—	+5V
30	AN0	I	DC analog input
31	AN1	I	HP sw input (“L” = HP on)
32	AN2	I	AC-3 RF error (“H” = error)
33	AN3	I	DIR unlock (“H” = error)
34	AN4	I	ADSP21062 FLAG0
35	AN5	I	ADSP21062 FLAG1
36	AN6	I	ADSP21062 FLAG2
37	AN7	I	ADSP21062 FLAG3
38	AGND	—	Ground
39	P40/TXD2	O	8bit bus data (positive)
40	P41/RXD2	O	8bit bus data (positive)
41	P42	O	8bit bus data (positive)
42	P43	O	8bit bus data (positive)
43	P44	O	8bit bus data (positive)
44	P45	O	8bit bus data (positive)
45	P46	O	8bit bus data (positive)
46	P47	O	8bit bus data (positive)
47	VCC	—	+5V
48	P27/A15	O	Bus address A15
49	P26/A14	O	Bus address A14
50	P25/A13	O	Bus address A13

Pin No.	Pin Name	I/O	Function
51	P24/A12	O	Bus address A12
52	P23/A11	O	Bus address A11
53	P22/A10	O	Bus address A10
54	P21/A9	O	Bus address A9
55	P20/A8	O	Bus address A8
56	GND	—	Ground
57	P17/A7	O	Bus address A7
58	P16/A6	O	Bus address A6
59	P15/A5	O	Bus address A5
60	P14/A4	O	Bus address A4
61	P13	O	Bus address A3
62	P12/A2	O	Bus address A2
63	P11/A1	O	Bus address A1
64	P10/A0	O	Bus address A0
65	P30/D0	O	Bus data D0
66	P31/D1	O	Bus data D1
67	P32/D2	O	Bus data D2
68	P33/D3	O	Bus data D3
69	P34/D4	O	Bus data D4
70	P35/D5	O	Bus data D5
71	P36/D6	O	Bus data D6
72	P37/D7	O	Bus data D7
73	GND	—	Ground
74	P80	O	HBR for ADSP21062
75	P81	I	HBG from ADSP21062
76	P82	O	(NC)
77	P83	O	(NC)
78	P84/TXD1	O	Communicate with external
79	P85/RXD1	I	Communicate with external
80	P86	I	FS (sampling frequency)

• IC4001 Sampling Rate Converter, Digital Filter (MSM9404BGS-BK)/DIGITAL board

Pin No.	Pin Name	I/O	Function
1	DO	O	Data output (Not used)
2	SEL	I	Data select control input “L”:DI0 → DO, “H”:DI1 → DO (Fixed at “L”)
3	SRDT	O	Serial data output
4	SWDT	I	Serial data input
5	SCK	I	Serial clock input
6	XLAT	I	Serial latch pulse input
7	INIT	I	Initialize input “L”:Reset
8	NC	—	Not used
9	VDD	—	Power supply (+3.3V)
10	NC	—	Not used
11	RBPH	O	Ring buffer R/W phase control monitor signal output “L”:Control OFF (Not used)
12	STA	O	Fs conversion rate measurement state monitor signal output “L”:High accuracy “H”:High speed response mode (Not used)
13	FRS	I	Input/output Fs rate measurement time selection input “L”:High accuracy “H”:High speed response mode (Fixed at “L”)
14	FRM	I	Input/output Fs rate measurement mode signal input “L”:Automatic, “H”:Manual (Fixed at “L”)
15	SLAVE	I	Output sync mode selection input “L”:Slave, “H”:Master (Fixed at “L”)
16	TEST5	I	Test pin (Fixed at “L”)
17	TB7	I/O	Test bus input/output (Open)
18	MDO0	I	Data output serial data format setting input (Fixed at “L”)
19	MDO1	I	
20	MUTE	I	Output mute setting input “L”:Muted (DATAO only)
21	DATAO	O	Data output (Fso output)
22	BCKO	I/O	Data output bit clock input/output
23	LRCKO	I/O	Data output Fso word clock input/output
24	TEST4	I	Test pin (Fixed at “L”)
25	GND	—	Ground
26	XI	I	512 Fso output line master clock input
27	GND	—	Ground
28	XO	O	Clock output
29	XOO	O	Output line master clock output (Not used)
30	VDD	—	Power supply (+3.3V)
31	NC	—	Not used
32 to 34	TB6 to TB4	I/O	Test bus input/output (Open)
35	MAO0	I	D/A output serial data format setting input (Fixed at “L”)
36	MAO1	I	
37	ALRKO	O	D/A output word clock output Data changes at “L”→“H” edge (Not used)
38	ABCKO	O	D/A output bit clock output Data changes at “L”→“H” edge (Not used)
39	NC	—	Not used
40	VDD	—	Power supply (+3.3V)

Pin No.	Pin Name	I/O	Function
41	NC	—	Not used
42	DAOR	O	Rch D/A 8Fso, 4Fso data output (Not used)
43	DAOL	O	Lch D/A 8Fso, 4Fso data output (Not used)
44	TEST3	I	Test pin (Fixed at “L”)
45	DEMP	I	Deemphasis setting input “L”:OFF (Fixed at “L”)
46	FS1	I	Deemphasis setting input Fsi frequency selection input (Fixed at “L”)
47	FS2	I	
48 to 50	TB3 to TB1	I/O	Test bus input/output (Open)
51	DATAI	I	Data input
52	LRCKI	I	Input data 1Fs word clock input (Schmidt)
53	BCKI	I	Input data bit clock input
54	FIMCK	I	Input data line Fs reference input and master clock input
55	FIMO	O	Master clock output
56	GND	—	Ground
57	TEST2	I	Test pin (Fixed at “L”)
58	TEST1	I	The second reset signal input from system controller
59	FIS	I	FIMCK frequency division rate setting input “L”:1/1 (256 Fs), “H”:1/2 (512 Fs) (Fixed at “H”)
60	MI0	I	Input data format setting input (Fixed at “H”)
61	MI1	I	Input data format setting input (Fixed at “L”)
62	DI0	I	Data input (Not used)
63	DI1	I	
64	TB0	I/O	Test bus input/output (Open)

• IC901 HD64F2134FA20 (Display μ COM port assign) (DISPLAY Board)

Pin No.	Pin Name	I/O	Function
1	RESET	I	Reset
2	XTAL	I	20MHz master clock
3	XTAL	O	20MHz master clock
4	MD1	I	1: normal/0:boot
5	MD0	I	Ground
6	NMI	I	Ground
7	STBY	I	+5V
8	VCC	—	+5V
9	FL-CLK	O	FL driver clock (positive)
10	FL-LAT	O	FL driver latch (negative)
11	FL-DAT	O	FL driver data (positive)
12	VSS	—	Ground
13	FL-CLR	O	FL driver clear (1 = clear)
14	EXCL	I	Pull down (10k)
15	EXP-DO	O	External LED data (positive)
16	EXP-OE	O	External LED OE (0 = enable)
17	EXP-LAT	O	External LED latch (posi edge)
18	EXP-CLK	O	External LED clock (posi edge)
19	P91	O	LED “Phono” (0 = on)
20	P90	I	Pull down (10k)
21	POW CONT	O	Power control (0 = on)
22	MON STATUS	O	Monitor status (positive)
23	CTRL LAT	O	Control latch (positive)
24	CTRL-A1 OUT	O	Control-A1 output (H-act)
25	CTRL-A1 IN	I	Control-A1 input (L-act)
26	VOL UP	O	Volume moter increse (1 = on)
27	VOL DOWN	O	Volume moter decrease (1 = on)
28	VOL LED	O	LED “VOLUME” (0 = on)
29	AVCC	—	+5V
30	VOL-POS	I	Volume position A/D inpit
31	AN1	I	Ground
32	AN2	I	Ground
33	AN3	I	Sircs input (“L”-act)
34	FUNC-SW4	I	SW input selector bit3 (“L”-act)
35	FUNC-SW3	I	SW input selector bit2 (“L”-act)
36	FUNC-SW2	I	SW input selector bit1 (“L”-act)
37	FUNC-SW1	I	SW input selector bit0 (“L”-act)
38	AVSS	—	Ground
39	TXD2	O	Communicate with CONT
40	RXD2	I	Communicate with CONT
41	DIG/ANLG SW	I	Push SW “DIGITAL/ANALOG” (“L” = ON)
42	AUDIO SPLIT SW	I	Push SW “AUDIO SPLIT” (“L” = on)
43	2CH SW	I	Push SW “2CH” (“L” = on)
44	MODE+ SW	I	Push SW “MODE+” (“L” = on)
45	MODE- SW	I	Push SW “MODE-” (“L” = on)
46	DOL/MPEG SW	I	Push SW “DOLBY/MPEG/DTS” (“L” = on)
47	VCC	—	+5V
48	EQ-BANK SW	I	Push SW “EQ-BANK” (“L” = on)
49	DIG/ANA LED	O	LED “DIGITAL/ANALOG” (0 = on)
50	AUD-SPLIT LED	O	LED “AUDIO SPLIT” (0 = on)

Pin No.	Pin Name	I/O	Function
51	2CH LED	O	LED “2CH” (0 = on)
52	MODE+ LED	O	LED “MODE+” (0 = on)
53	MODE- LED	O	LED “MODE-” (0 = on)
54	DOL/MPEG LED	O	LED “DOLBY/MPEG/DTS” (0 = on)
55	EQ BANK LED	O	LED “EQ-BANK” (0 = on)
56	VSS	—	Ground
57	CUSTOM LED	O	LED “CUSTOM” (0 = on)
58	LEVEL LED	O	LED “LEVEL” (0 = on)
59	SURR LED	O	LED “SURR” (0 = on)
60	EQ LED	O	LED “EQ” (0 = on)
61	SETUP	O	LED “SETUP” (0 = on)
62	BU-D0	O	EEPROM data out (positive)
63	BU-D1	I	EEPROM data in (positive)
64	BU-CS	O	EEPROM latch (positive)
65	BU-SCK	O	EEPROM clock (positive)
66	RE2	I	Right encoder input2 (“L” = on)
67	RE1	I	Right encoder input1 (“L” = on)
68	LE2	I	Left encoder input2 (“L” = on)
69	LE1	I	Left encoder input1 (“L” = on)
70	MENU-LED	O	LED “MENU” (0 = on)
71	MENU-SW	I	Push SW “MENU” (“L” = on)
72	STBY-LED	O	LED “STANBY” (0 = on)
73	VSS	—	Ground
74	RESOUT	O	Reset output (1 = reset)
75	BUSY	I	Busy control port
76	COMSEL	I	COM port select (0 = disp)
77	BOOT	I	Boot control
78	TXD1	O	Communicate with external
79	RXD1	I	Communicate with external
80	STOP	I	Stop signal input (“L” = stop)

• IC6003 SN-PM4007A (AC3RF Board)

Pin No.	Pin Name	I/O	Function
1	GND	—	Ground (0 V)
2	VDD	—	Power supply (+5 V)
3	RESET	I	System reset “L” : reset
4	OSCON	I	Oscillation control “H” : ON to oscillate Normally “H” , Standby mode: “L”
5	DATA	I	IC test pin Normally connected to ground (or no connection)
6	MCK	I	IC test pin Normally connected to ground (or no connection)
7	MLTB	I	IC test pin Normally connected to ground (or no connection)
8 to 10	NC	—	Not used
11	TM0	I	IC test pin Normally connected to ground (or no connection)
12 to 15	NC	—	Not used
16	TM1	I	IC test pin Normally connected to ground (or no connection)
17	A0	O	External RAM address output Address 0 (LSB)
18	A1	O	External RAM address output Address 1
19	A2	O	External RAM address output Address 2
20	A3	O	External RAM address output Address 3
21	A4	O	External RAM address output Address 4
22	A5	O	External RAM address output Address 5
23	TM2	I	IC test pin Normally connected to ground (or no connection)
24	TM3	I	IC test pin Normally connected to ground (or no connection)
25	NC	—	Not used
26	XIN	I	IC test pin Normally connected to ground (or no connection)
27	NEXT	I	IC test pin Normally connected to ground (or no connection)
28	GND	—	Ground (0 V)
29	VDD	—	Power supply (+5 V)
30	A6	O	External RAM address output Address 6
31	A7	O	External RAM address output Address 7
32	GND	—	Ground (0V)
33	VDD	—	Power supply (+5 V)
34	A12	O	External RAM address output Address 12
35	A14	O	External RAM address output Address 14 (MSB)
36	WE	O	External RAM write enable signal “L” : active
37	A13	O	External RAM address output Address 13
38	A8	O	External RAM address output Address 8
39	A9	O	External RAM address output Address 9
40	GND	—	Ground (0V)
41	A11	O	External RAM address output Address 11
42	OE	O	External RAM write enable signal “L” : active
43	A10	O	External RAM address output Address 10
44	DB7	I/O	External RAM data terminal Data bus 7
45	DB6	I/O	External RAM data terminal Data bus 6
46	DB5	I/O	External RAM data terminal Data bus 5
47	DB4	I/O	External RAM data terminal Data bus 4
48	DB3	I/O	External RAM data terminal Data bus 3
49	DB2	I/O	External RAM data terminal Data bus 2
50	DB1	I/O	External RAM data terminal Data bus 1

Pin No.	Pin Name	I/O	Function
51	DB0	I/O	External RAM data terminal Data bus 0
52	VDD	—	Power supply (+5 V)
53	GND	—	Ground (0 V)
54	TI1	I	For IC test Normally connected to VDD
55	VIN	I	VCXO input
56	VOUT	O	VCXO output
57	T12	I	IC test pin Normally connected to ground (or no connection)
58	T13	I	IC test pin Normally connected to ground (or no connection)
59	TLDB	I	IC test pin Normally connected to ground (or no connection)
60	TCK	I	IC test pin Normally connected to ground (or no connection)
61, 62	NC	—	Not used
63	PDO	O	Phase comparator output (3-state)
64	T14	I	IC test pin Normally connected to ground (or no connection)
65	PDDIS	I	IC test pin Normally connected to ground (or no connection)
66	MUTO	O	Muting output “H”: mute
67	T15	I	IC test pin Normally connected to ground (or no connection)
68, 69	NC	—	Not used
70	DAOUT	O	DIGITAL OUT output (serial data stream output)
71	NC	—	Not used
72	DASEL	I	DIGITAL OUT selection
73	T18	I	IC test pin Normally connected to ground (or no connection)
74 to 77	NC	—	Not used
78	MUTI	I	Muting input “H”: mute
79	VDD	—	Power supply (+5 V)
80	GND	—	Ground (0 V)
81	AVDD	—	Power supply for analog comparator (+5 V)
82	CPIN	I	Analog comparator input Positive side (non-inverted side : OPSK input)
83	CMIN	I	Analog comparator input Negative side (inverted side)
84	AGND	—	Ground for Analog comparator (0 V)
85	TM4	I	IC test pin Normally connected to ground (or no connection)
86	VDD	—	Power supply (+5 V)
87	DIN	I	IC test pin Normally connected to ground (or no connection)
88	DOUT	O	Analog comparator output
89	DOUTB	O	Analog comparator outputNot usedInverted output
90	NC	—	Not used
91	GND	—	Ground (0 V)
92 to 96	NC	—	Not used
97	TM5	I	IC test pin Normally connected to ground (or no connection)
98	BUNRI	I	IC test pin Normally connected to ground (or no connection)
99	AGND	—	Ground for 46.08 MHz oscillator (0 V)
100	AVDD	—	Power supply for 46.08 MHz oscillator (+5 V)

SECTION 5 EXPLODED VIEWS

Ver 1.1 2002.08

NOTE:

- Items marked "*" are not stocked since they are seldom required for routine service. Some delay should be anticipated when ordering these items.
- Color Indication of Appearance Parts Example:
KNOB, BALANCE (WHITE)
↑
Cabinets color
- The mechanical parts with no reference number in the exploded views are not supplied.
- Hardware (# mark) list and accessories and packing materials are given in the last of this parts list.
- Abbreviation
CND : Canadian model

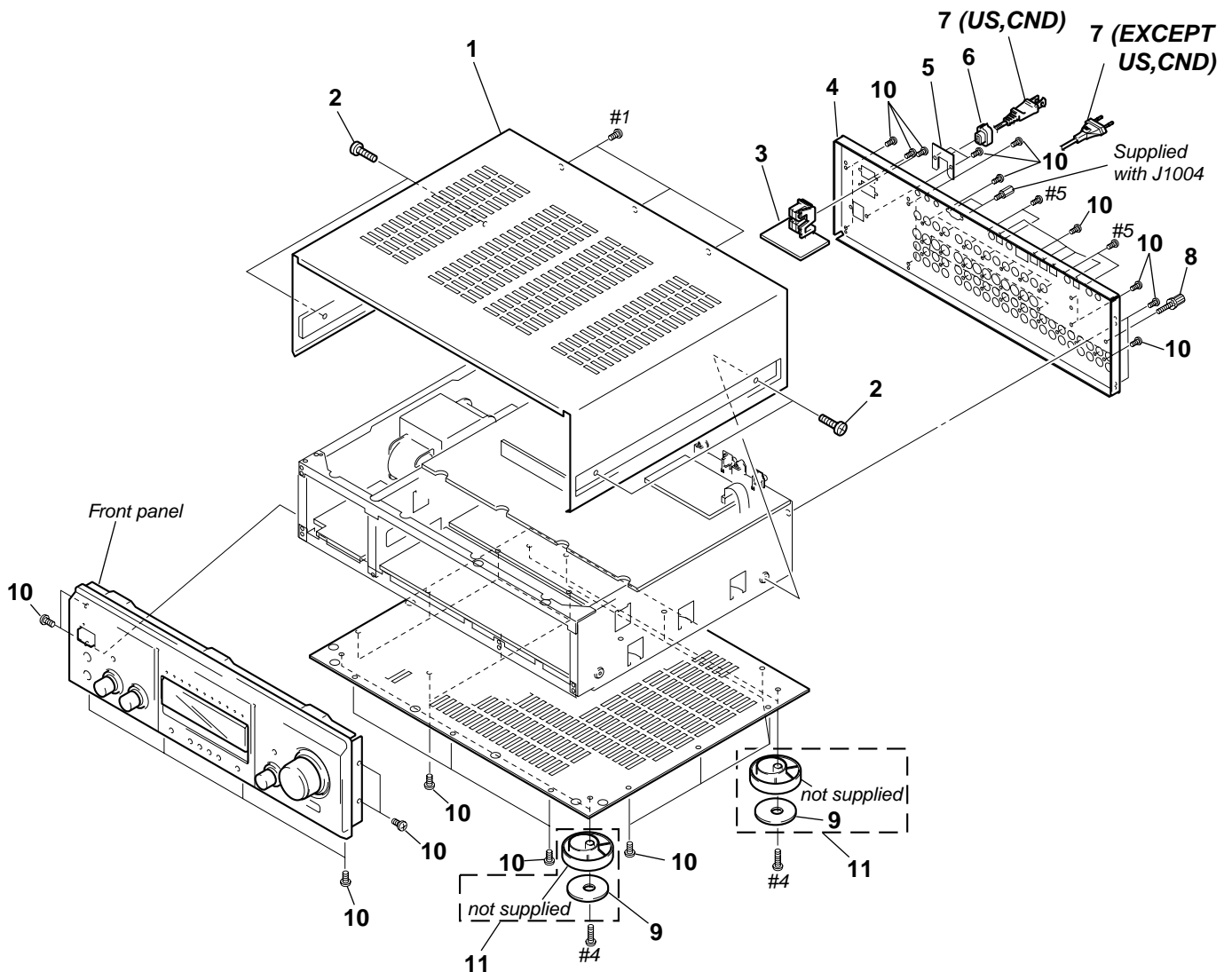
以阴影和 △标志来识别的零部件在安全方面具有关键性。因此只能以规定号码的零部件来更换。

The components identified by mark △ or dotted line with mark △ are critical for safety. Replace only with part number specified.

Les composants identifiés par une marque △ sont critiques pour la sécurité.

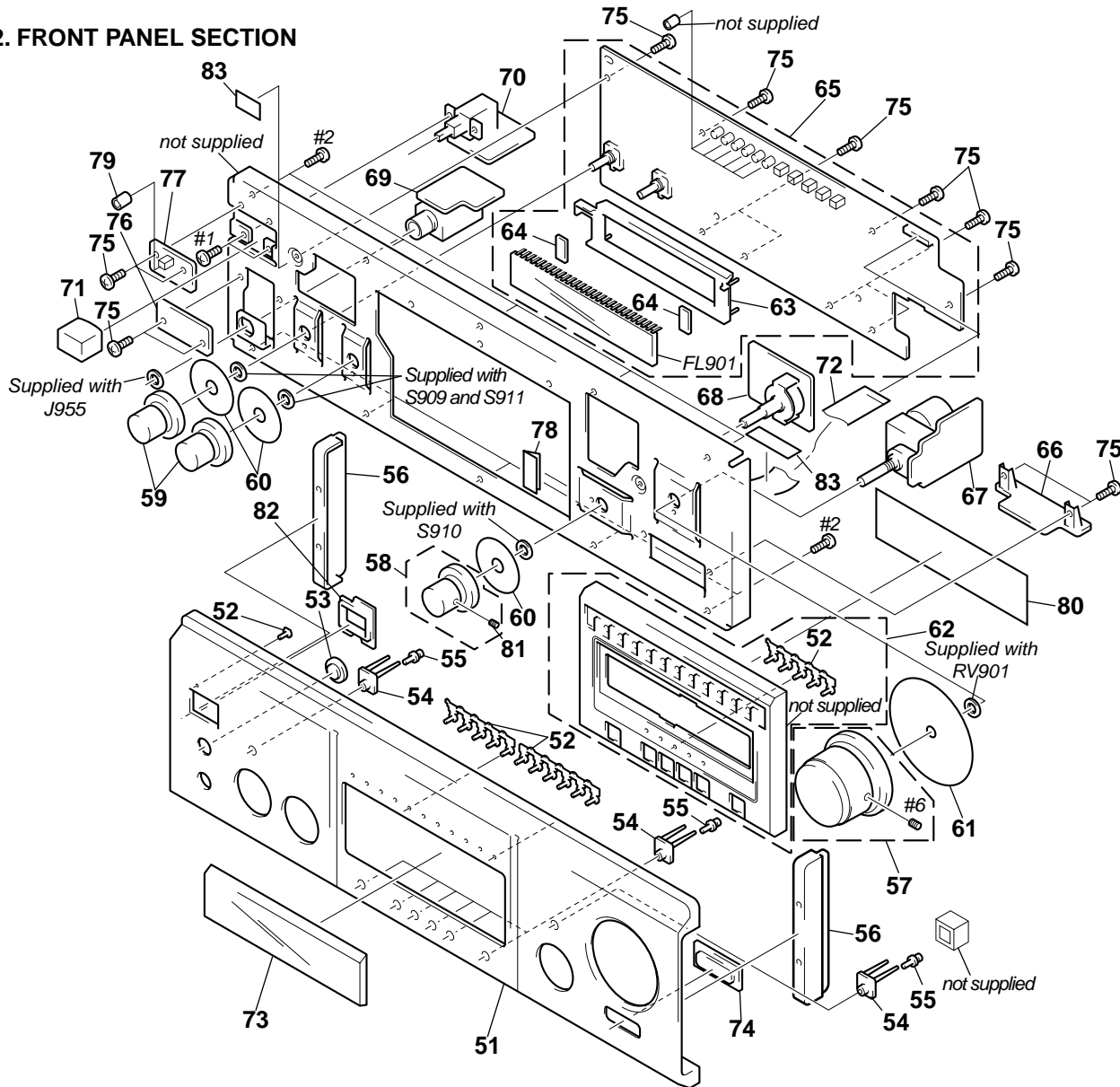
Ne les remplacer que par une pièce portant le numéro spécifié.

5-1. BACK PANEL SECTION



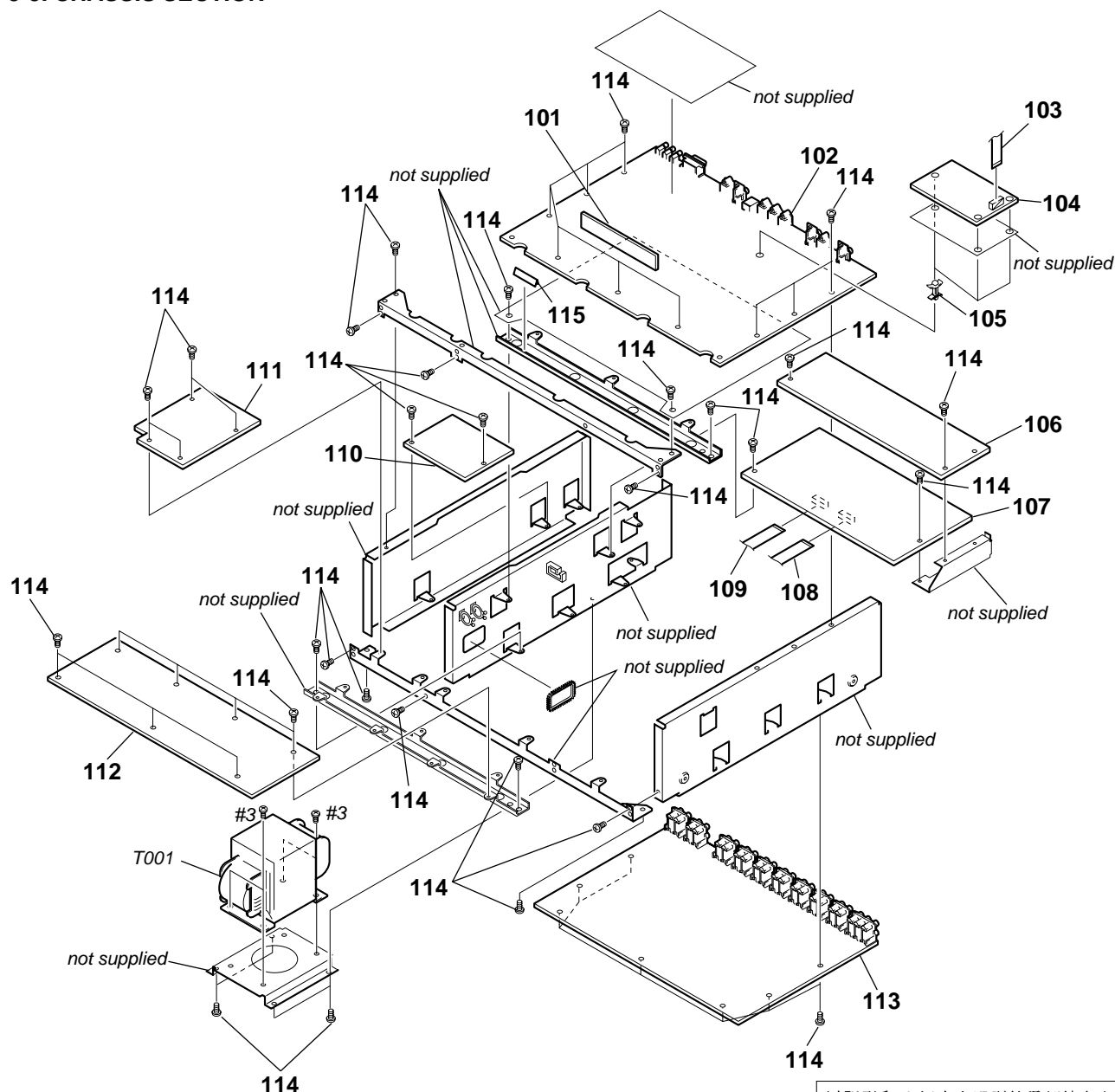
Ref. No.	Part No.	Description	Remark	Ref. No.	Part No.	Description	Remark
* 1	4-211-437-01	CASE (GOLD)		△ 7	1-575-953-11	CORD, POWER (EXCEPT US,CND)	
* 1	4-211-437-11	CASE (BLACK)		8	4-947-010-01	SCREW, FEEDER FIXED	
2	4-976-827-01	SCREW, FLAT HEAD (BLACK)		9	4-972-889-01	CUSHION	
2	4-976-827-11	SCREW, FLAT HEAD (GOLD)		10	4-974-510-01	SCREW (+BV 3X8 B)	
* 3	1-671-186-11	OUTLET BOARD		11	X-4950-540-1	FOOT ASSY	
* 4	4-211-440-12	PANEL, BACK (US,CND)		#1	7-682-547-09	SCREW +B 3X6	
* 4	4-211-440-22	PANEL, BACK (EXCEPT US,CND)		#4	7-685-885-09	SCREW +BVTT 4X16 (S)	
* 5	4-923-873-01	BRACKET, CORD STOPPER		#5	7-628-546-09	+B 3X5	
6	4-916-783-01	BUSHING, CORD					
△ 7	1-559-479-11	CORD, POWER (US,CND)					

5-2. FRONT PANEL SECTION



Ref. No.	Part No.	Description	Remark	Ref. No.	Part No.	Description	Remark
51	4-211-435-12	PANEL, FRONT (BLACK)		* 68	1-671-194-11	FUNCTION SW BOARD	
51	4-211-435-22	PANEL, FRONT (GOLD)(EXCEPT US,CND)		* 69	1-671-188-11	HEADPHONE BOARD	
51	4-211-435-32	PANEL, FRONT (GOLD)(US,CND)		* 70	1-671-187-11	AC SW BOARD	
52	4-211-094-31	INDICATOR (6)		71	X-4948-011-1	BUTTON ASSY, POWER (GOLD)	
53	4-975-105-01	WINDOW, RAY CATCHER (BLACK)		71	X-4948-658-1	BUTTON ASSY, POWER (BLACK)	
53	4-975-105-31	WINDOW, RAY CATCHER (GOLD)		72	1-765-344-11	WIRE (FLAT TYPE)(23 CORE)(160mm) (FORMER TYPE)	
54	4-211-465-01	ESCUTCHEON (LED)		72	1-773-216-11	WIRE (FLAT TYPE) (25 CORE) (NEW TYPE)	
55	4-211-455-01	BUTTON (LED)		73	4-211-450-11	WINDOW (GUI)	
56	4-211-446-01	PLATE, ORNAMENTAL SIDE (GOLD)		74	4-215-194-01	WINDOW (40)	
56	4-211-446-12	PLATE, ORNAMENTAL SIDE (BLACK)		75	4-974-510-01	SCREW (+BV 3X8 B)	
57	4-211-436-01	KNOB (VOL)(GOLD)		* 76	1-671-189-11	REMOCON RAY-CATCHER BOARD	
57	4-211-436-11	KNOB (VOL)(BLACK)		* 77	1-671-191-11	STANDBY LED BOARD	
58	4-211-468-01	KNOB (29)(S)(GOLD)		78	3-831-441-11	CUSHION (F)	
58	4-211-468-11	KNOB (29)(S)(BLACK)		79	4-211-469-01	TUBE, LIGHT INTERCEPTION	
59	4-211-444-01	KNOB (29)(D)(GOLD)		80	4-215-595-01	FILTER (40)	
59	4-211-444-11	KNOB (29)(D)(BLACK)		81	3-701-506-01	SET SCREW, DOUBLE POINT 3X4	
60	4-211-466-01	SHEET (A), LIGHT INTERCEPTION		82	4-921-415-04	ESCUTCHEON, POWER KNOB (BLACK)	
61	4-211-467-01	SHEET (B), LIGHT INTERCEPTION		82	4-921-415-13	ESCUTCHEON, POWER KNOB (GOLD)	
62	X-4950-282-1	PANEL ASSY, BASE (GOLD)		83	3-831-441-99	CUSHION (SP)	
62	X-4950-283-1	PANEL ASSY, BASE (BLACK)		FL901	1-517-962-11	INDICATOR TUBE, FLUORESCENT	
* 63	4-990-797-01	HOLDER (FL)		#1	7-682-547-09	SCREW +B 3X6	
64	2-389-320-01	CUSHION		#2	7-682-547-04	SCREW +B 3X6	
* 65	A-4417-086-A	DISPLAY BOARD, COMPLETE		#6	7-683-255-58	SET SCREW 5X6 HEXAGON SOCKET	
* 66	1-671-190-11	LUMINOUS BOARD					
* 67	1-671-185-11	VOLUME BOARD					

5-3. CHASSIS SECTION



以阴影和△标志来识别的零部件在安全方面具有关键性。因此只能以规定号码的零部件来更换。

The components identified by mark △ or dotted line with mark △ are critical for safety. Replace only with part number specified.

Les composants identifiés par une marque △ sont critiques pour la sécurité. Ne les remplacer que par une pièce portant le numéro spécifié.

Ref. No.	Part No.	Description	Remark	Ref. No.	Part No.	Description	Remark
* 101	1-670-916-11	CLOCK BOARD		* 111	1-671-196-11	CAPACITOR BOARD	
* 102	A-4417-106-A	DIGITAL BOARD, COMPLETE (US,CND)		* 112	A-4417-104-A	POWER BOARD, COMPLETE (US,CND)	
* 102	A-4419-255-A	DIGITAL BOARD, COMPLETE (EXCEPT US,CND)		* 112	A-4417-110-A	POWER BOARD, COMPLETE (EXCEPT US,CND)	
* 103	A-4417-098-A	AC3RF BOARD, COMPLETE		* 113	A-4417-105-A	ANALOG BOARD, COMPLETE (US,CND)	
104	1-783-943-11	WIRE, FLAT TYPE (7 CORE)					
* 105	3-703-353-01	SUPPORT, PC BOARD		* 113	A-4417-112-A	ANALOG BOARD, COMPLETE (EXCEPT US,CND)	
* 106	A-4417-100-A	VIDEO BOARD, COMPLETE		114	4-974-510-01	SCREW (+BV 3X8 B)	
* 107	A-4417-101-A	(S) VIDEO BOARD, COMPLETE		115	3-831-441-11	CUSHION (F)	
108	1-773-006-11	WIRE (FLAT TYPE)(15 CORE)		△ T001	1-433-482-11	TRANSFORMER, POWER (US,CND)	
109	1-769-973-11	WIRE (FLAT TYPE)(13 CORE)		△ T001	1-433-483-11	TRANSFORMER, POWER (EXCEPT US,CND)	
* 110	1-671-195-11	AC INPUT BOARD		#3	7-685-880-09	SCREW +BVTT 4X6 (S)	

SECTION 6

ELECTRICAL PARTS LIST

Note:

以阴影和 △标志来识别的零部件在安全方面具有关键性。因此只能以规定号码的零部件来更换。

The components identified by mark △ or dotted line with mark △ are critical for safety. Replace only with part number specified.

Les composants identifiés par une marque △ sont critiques pour la sécurité.
Ne les remplacer que par une pièce portant le numéro spécifié.

When indicating parts by reference number, please include the board name.

- Due to standardization, replacements in the parts list may be different from the parts specified in the diagrams or the components used on the set.
- -XX, -X mean standardized parts, so they may have some difference from the original one.
- Items marked “*” are not stocked since they are seldom required for routine service. Some delay should be anticipated when ordering these items.
- RESISTORS
All resistors are in ohms
METAL: Metal-film resistor
METAL OXIDE: Metal Oxide-film resistor
F : nonflammable

- SEMICONDUCTORS
In each case, u: μ, for example:
uA...: μ A..., uPA...: μ PA..., uPB...: μ PB..., uPC...: μ PC..., uPD...: μ PD...
- CAPACITORS
uF : μ F
- COILS
uH : μ H
- Abbreviation
CND : Canadian model

Ref. No.	Part No.	Description	Remark	Ref. No.	Part No.	Description	Remark
*	A-4417-098-A	AC3RF BOARD, COMPLETE *****				< DIODE >	
		< CAPACITOR >		D6001	8-719-061-62	DIODE KV1851	
				D6002	8-719-801-78	DIODE 1SS184	
C6001	1-126-933-11	ELECT 100uF 20% 16V				< FERRITE BEAD >	
C6002	1-126-933-11	ELECT 100uF 20% 16V					
C6003	1-163-009-11	CERAMIC CHIP 0.001uF 10% 50V		FB6001	1-410-397-21	FERRITE BEAD INDUCTOR	
C6004	1-163-033-91	CERAMIC CHIP 0.022uF 50V		FB6002	1-410-397-21	FERRITE BEAD INDUCTOR	
C6005	1-163-038-91	CERAMIC CHIP 0.1uF 25V				< FLUORESCENT INDICATOR >	
C6006	1-163-031-11	CERAMIC CHIP 0.01uF 50V					
C6007	1-163-248-11	CERAMIC CHIP 75PF 5% 50V		FL6001	1-233-866-11	FILTER, BAND PASS	
C6008	1-163-038-91	CERAMIC CHIP 0.1uF 25V				< IC >	
C6009	1-163-038-91	CERAMIC CHIP 0.1uF 25V					
C6010	1-163-038-91	CERAMIC CHIP 0.1uF 25V		IC6001	8-759-262-03	IC MC14577CF	
C6011	1-163-038-91	CERAMIC CHIP 0.1uF 25V		IC6002	8-759-636-55	IC M5218AFP	
C6012	1-163-038-91	CERAMIC CHIP 0.1uF 25V		IC6003	8-759-463-68	IC SN-PM4007A	
C6013	1-136-177-00	FILM 1uF 5% 50V		IC6004	8-759-476-29	IC N341256SJ-20-TE1	
C6014	1-124-724-11	ELECT 47uF 20% 16V				< COIL >	
C6015	1-136-165-00	FILM 0.1uF 5% 50V					
C6016	1-136-177-00	FILM 1uF 5% 50V		L6001	1-410-391-11	INDUCTOR CHIP 68uH	
C6017	1-163-038-91	CERAMIC CHIP 0.1uF 25V				< TRANSISTOR >	
C6018	1-163-038-91	CERAMIC CHIP 0.1uF 25V					
C6019	1-163-038-91	CERAMIC CHIP 0.1uF 25V		Q6001	8-729-230-49	TRANSISTOR 2SC2712-YG	
C6020	1-163-038-91	CERAMIC CHIP 0.1uF 25V		Q6002	8-729-230-49	TRANSISTOR 2SC2712-YG	
C6021	1-163-038-91	CERAMIC CHIP 0.1uF 25V		Q6003	8-729-230-49	TRANSISTOR 2SC2712-YG	
C6022	1-163-038-91	CERAMIC CHIP 0.1uF 25V		Q6004	8-729-216-22	TRANSISTOR 2SA1162-G	
C6023	1-163-038-91	CERAMIC CHIP 0.1uF 25V		Q6005	8-729-230-49	TRANSISTOR 2SC2712-YG	
C6024	1-163-038-91	CERAMIC CHIP 0.1uF 25V					
C6025	1-126-009-81	ELECT 100uF 20% 16V		Q6006	8-729-216-22	TRANSISTOR 2SA1162-G	
C6026	1-163-038-91	CERAMIC CHIP 0.1uF 25V		Q6007	8-729-230-49	TRANSISTOR 2SC2712-YG	
C6027	1-163-031-11	CERAMIC CHIP 0.01uF 50V		Q6008	8-729-230-49	TRANSISTOR 2SC2712-YG	
C6028	1-163-031-11	CERAMIC CHIP 0.01uF 50V		Q6009	8-729-230-49	TRANSISTOR 2SC2712-YG	
C6029	1-163-085-00	CERAMIC CHIP 2PF 50V		Q6010	8-729-216-22	TRANSISTOR 2SA1162-G	
C6030	1-163-038-91	CERAMIC CHIP 0.1uF 25V				< RESISTOR >	
C6031	1-163-099-00	CERAMIC CHIP 18PF 5% 50V		R6001	1-216-049-91	RES,CHIP 1K 5% 1/10W	
C6032	1-163-038-91	CERAMIC CHIP 0.1uF 25V		R6002	1-216-049-91	RES,CHIP 1K 5% 1/10W	
C6033	1-126-048-81	ELECT 10uF 20% 50V		R6003	1-216-055-00	METAL CHIP 1.8K 5% 1/10W	
C6034	1-163-038-91	CERAMIC CHIP 0.1uF 25V		R6004	1-216-073-00	METAL CHIP 10K 5% 1/10W	
C6035	1-163-038-91	CERAMIC CHIP 0.1uF 25V		R6005	1-216-073-00	METAL CHIP 10K 5% 1/10W	
		< CONNECTOR >		R6006	1-216-065-91	RES,CHIP 4.7K 5% 1/10W	
CN6001	1-568-439-11	SOCKET, CONNECTOR 7P		R6007	1-216-024-00	RES,CHIP 91 5% 1/10W	
				R6008	1-216-043-91	RES,CHIP 560 5% 1/10W	
				R6009	1-216-049-91	RES,CHIP 1K 5% 1/10W	
				R6010	1-216-049-91	RES,CHIP 1K 5% 1/10W	

AC3RF

AC INPUT

AC SW

ANALOG

Ref. No.	Part No.	Description			Remark
R6011	1-216-049-91	RES,CHIP	1K	5%	1/10W
R6012	1-216-065-91	RES,CHIP	4.7K	5%	1/10W
R6013	1-216-029-00	METAL CHIP	150	5%	1/10W
R6014	1-216-057-00	METAL CHIP	2.2K	5%	1/10W
R6015	1-216-049-91	RES,CHIP	1K	5%	1/10W
R6016	1-216-049-91	RES,CHIP	1K	5%	1/10W
R6017	1-216-049-91	RES,CHIP	1K	5%	1/10W
R6018	1-216-065-91	RES,CHIP	4.7K	5%	1/10W
R6019	1-216-049-91	RES,CHIP	1K	5%	1/10W
R6020	1-216-049-91	RES,CHIP	1K	5%	1/10W
R6021	1-216-061-00	METAL CHIP	3.3K	5%	1/10W
R6022	1-216-049-91	RES,CHIP	1K	5%	1/10W
R6023	1-216-073-00	METAL CHIP	10K	5%	1/10W
R6024	1-216-049-91	RES,CHIP	1K	5%	1/10W
R6025	1-216-049-91	RES,CHIP	1K	5%	1/10W
R6026	1-216-071-00	METAL CHIP	8.2K	5%	1/10W
R6027	1-216-073-00	METAL CHIP	10K	5%	1/10W
R6028	1-216-073-00	METAL CHIP	10K	5%	1/10W
R6029	1-216-093-00	METAL CHIP	68K	5%	1/10W
R6030	1-216-083-00	METAL CHIP	27K	5%	1/10W
R6031	1-216-027-00	METAL CHIP	120	5%	1/10W
R6032	1-216-089-91	RES,CHIP	47K	5%	1/10W
R6033	1-216-089-91	RES,CHIP	47K	5%	1/10W
R6034	1-216-097-91	RES,CHIP	100K	5%	1/10W
R6035	1-216-085-00	METAL CHIP	33K	5%	1/10W
R6036	1-216-065-91	RES,CHIP	4.7K	5%	1/10W
R6037	1-216-063-91	RES,CHIP	3.9K	5%	1/10W
R6038	1-216-073-00	METAL CHIP	10K	5%	1/10W
R6039	1-216-073-00	METAL CHIP	10K	5%	1/10W
R6040	1-216-097-91	RES,CHIP	100K	5%	1/10W
R6041	1-216-025-91	RES,CHIP	100	5%	1/10W
R6042	1-216-025-91	RES,CHIP	100	5%	1/10W
R6043	1-216-017-91	RES,CHIP	47	5%	1/10W
R6044	1-216-089-91	RES,CHIP	47K	5%	1/10W
R6045	1-216-089-91	RES,CHIP	47K	5%	1/10W
R6046	1-216-041-00	RES,CHIP	470	5%	1/10W
R6047	1-216-089-91	RES,CHIP	47K	5%	1/10W
R6048	1-216-089-91	RES,CHIP	47K	5%	1/10W
R6049	1-216-073-00	METAL CHIP	10K	5%	1/10W
R6050	1-216-089-91	RES,CHIP	47K	5%	1/10W
R6051	1-216-073-00	METAL CHIP	10K	5%	1/10W
R6053	1-216-089-91	RES,CHIP	47K	5%	1/10W
R6054	1-216-041-00	RES,CHIP	470	5%	1/10W

< VIBRATOR >

X6001 1-767-434-21 VIBRATOR, CRYSTAL (18.432 MHz)

* 1-671-195-11 AC INPUT BOARD

< CAPACITOR >

△C002 1-113-920-11 CERAMIC 0.0022uF 20% 250V

< CONNECTOR >

CN001 1-564-321-00 PIN, CONNECTOR 2P

Ref. No.	Part No.	Description			Remark
* CN003	1-565-792-11	PIN, CONNECTOR 2P			
CN006	1-564-321-00	PIN, CONNECTOR 2P			
		< FUSE >			
△F001	1-532-502-51	FUSE (T1.25AL/250V)(EXCEPT US,CND)			
△F001	1-576-107-11	FUSE (3.15A/250V)(US,CND)			
△F002	1-532-464-51	FUSE (T2.5AL/250V)(EXCEPT US,CND)			
△F002	1-576-109-11	FUSE (5A/125V)(US,CND)			
		< FUSE HOLDER >			
FH001	1-533-293-11	FUSE HOLDER			
FH002	1-533-293-11	FUSE HOLDER			
FH003	1-533-293-11	FUSE HOLDER			
FH004	1-533-293-11	FUSE HOLDER			

* 1-671-187-11	AC SW BOARD				

		< CAPACITOR >			
△C001	1-113-920-11	CERAMIC	0.0022uF	20%	250V
		< CONNECTOR >			
CN002	1-564-321-00	PIN, CONNECTOR 2P			
		< SWITCH >			
S001	1-572-267-21	SWITCH, PUSH (AC POWER)(1 KEY)			(① POWER)

* A-4417-105-A	ANALOG BOARD, COMPLETE (US,CND)				

* A-4417-112-A	ANALOG BOARD, COMPLETE (EXCEPT US,CND)				

* 1-535-303-00	WIRE, JUMPER				
4-211-649-01	SCREW (+BV 3X6 B)				
		< CAPACITOR >			
C501	1-163-117-00	CERAMIC CHIP	100PF	5%	50V
C502	1-163-117-00	CERAMIC CHIP	100PF	5%	50V
C503	1-163-117-00	CERAMIC CHIP	100PF	5%	50V
C504	1-163-117-00	CERAMIC CHIP	100PF	5%	50V
C505	1-163-117-00	CERAMIC CHIP	100PF	5%	50V
C506	1-163-117-00	CERAMIC CHIP	100PF	5%	50V
C507	1-163-117-00	CERAMIC CHIP	100PF	5%	50V
C508	1-163-117-00	CERAMIC CHIP	100PF	5%	50V
C509	1-163-117-00	CERAMIC CHIP	100PF	5%	50V
C510	1-163-117-00	CERAMIC CHIP	100PF	5%	50V
C511	1-163-117-00	CERAMIC CHIP	100PF	5%	50V
C512	1-163-117-00	CERAMIC CHIP	100PF	5%	50V
C513	1-163-117-00	CERAMIC CHIP	100PF	5%	50V
C514	1-163-117-00	CERAMIC CHIP	100PF	5%	50V
C515	1-119-823-11	ELECT	4.7uF	20%	50V
C516	1-119-823-11	ELECT	4.7uF	20%	50V
C517	1-163-125-00	CERAMIC CHIP	220PF	5%	50V

以阴影和△标志来识别的零部件在安全方面具有关键性。因此只能以规定号码的零部件来更换。

The components identified by mark △ or dotted line with mark △ are critical for safety. Replace only with part number specified.

Les composants identifiés par une marque △ sont critiques pour la sécurité. Ne les remplacer que par une pièce portant le numéro spécifié.

ANALOG

Ref. No.	Part No.	Description	Remark			Ref. No.	Part No.	Description	Remark		
C518	1-163-125-00	CERAMIC CHIP	220PF	5%	50V	C593	1-136-593-11	FILM	0.0033uF	20%	50V
C521	1-119-801-21	ELECT	220uF	20%	25V	C594	1-136-593-11	FILM	0.0033uF	20%	50V
C522	1-119-801-21	ELECT	220uF	20%	25V	C595	1-125-856-21	FILM	680PF	5%	50V
C523	1-136-162-00	FILM	0.056uF	5%	50V	C596	1-125-856-21	FILM	680PF	5%	50V
C524	1-136-162-00	FILM	0.056uF	5%	50V	C605	1-125-843-21	FILM	7PF	10%	50V
C525	1-137-471-11	FILM	0.016uF	5%	50V	C606	1-125-843-21	FILM	7PF	10%	50V
C526	1-137-471-11	FILM	0.016uF	5%	50V	C619	1-125-843-21	FILM	7PF	10%	50V
C527	1-119-824-31	ELECT	10uF	20%	50V	C620	1-125-843-21	FILM	7PF	10%	50V
C528	1-119-824-31	ELECT	10uF	20%	50V	C633	1-125-843-21	FILM	7PF	10%	50V
C529	1-119-799-11	ELECT	47uF	20%	25V	C634	1-125-843-21	FILM	7PF	10%	50V
C530	1-119-799-11	ELECT	47uF	20%	25V	C647	1-119-834-31	ELECT	22uF	20%	63V
C531	1-163-141-00	CERAMIC CHIP	0.001uF	5%	50V	C648	1-119-834-31	ELECT	22uF	20%	63V
C532	1-119-800-11	ELECT	100uF	20%	25V	C649	1-119-834-31	ELECT	22uF	20%	63V
C533	1-119-800-11	ELECT	100uF	20%	25V	C650	1-119-834-31	ELECT	22uF	20%	63V
C536	1-163-117-00	CERAMIC CHIP	100PF	5%	50V	C653	1-119-834-31	ELECT	22uF	20%	63V
C537	1-163-117-00	CERAMIC CHIP	100PF	5%	50V	C654	1-119-834-31	ELECT	22uF	20%	63V
C538	1-163-117-00	CERAMIC CHIP	100PF	5%	50V	C657	1-119-834-31	ELECT	22uF	20%	63V
C539	1-163-117-00	CERAMIC CHIP	100PF	5%	50V	C658	1-119-834-31	ELECT	22uF	20%	63V
C540	1-163-117-00	CERAMIC CHIP	100PF	5%	50V	C659	1-119-824-31	ELECT	10uF	20%	50V
C541	1-163-117-00	CERAMIC CHIP	100PF	5%	50V	C660	1-119-824-31	ELECT	10uF	20%	50V
C542	1-163-117-00	CERAMIC CHIP	100PF	5%	50V	C663	1-119-824-31	ELECT	10uF	20%	50V
C543	1-163-117-00	CERAMIC CHIP	100PF	5%	50V	C664	1-119-824-31	ELECT	10uF	20%	50V
C544	1-163-117-00	CERAMIC CHIP	100PF	5%	50V	C671	1-119-825-41	ELECT	22uF	20%	50V
C545	1-163-117-00	CERAMIC CHIP	100PF	5%	50V	C672	1-119-825-41	ELECT	22uF	20%	50V
C546	1-163-117-00	CERAMIC CHIP	100PF	5%	50V	C673	1-119-824-31	ELECT	10uF	20%	50V
C547	1-163-117-00	CERAMIC CHIP	100PF	5%	50V	C674	1-119-824-31	ELECT	10uF	20%	50V
C548	1-163-117-00	CERAMIC CHIP	100PF	5%	50V	C675	1-163-133-00	CERAMIC CHIP	470PF	5%	50V
C549	1-163-117-00	CERAMIC CHIP	100PF	5%	50V	C676	1-163-133-00	CERAMIC CHIP	470PF	5%	50V
C550	1-163-117-00	CERAMIC CHIP	100PF	5%	50V	C677	1-119-824-31	ELECT	10uF	20%	50V
C551	1-163-117-00	CERAMIC CHIP	100PF	5%	50V	C678	1-119-824-31	ELECT	10uF	20%	50V
C552	1-163-117-00	CERAMIC CHIP	100PF	5%	50V	C679	1-163-133-00	CERAMIC CHIP	470PF	5%	50V
C553	1-163-117-00	CERAMIC CHIP	100PF	5%	50V	C680	1-163-133-00	CERAMIC CHIP	470PF	5%	50V
C554	1-163-141-00	CERAMIC CHIP	0.001uF	5%	50V	C682	1-119-824-31	ELECT	10uF	20%	50V
C555	1-119-800-11	ELECT	100uF	20%	25V	C693	1-164-004-11	CERAMIC CHIP	0.1uF	10%	25V
C556	1-119-800-11	ELECT	100uF	20%	25V	C694	1-119-824-31	ELECT	10uF	20%	50V
C557	1-119-827-11	ELECT	47uF	20%	50V	C801	1-126-047-11	ELECT	4.7uF	20%	50V
C558	1-119-827-11	ELECT	47uF	20%	50V	C802	1-126-047-11	ELECT	4.7uF	20%	50V
C561	1-125-850-21	FILM	220PF	5%	50V	C803	1-126-047-11	ELECT	4.7uF	20%	50V
C562	1-125-850-21	FILM	220PF	5%	50V	C804	1-126-047-11	ELECT	4.7uF	20%	50V
C563	1-125-850-21	FILM	220PF	5%	50V	C805	1-126-047-11	ELECT	4.7uF	20%	50V
C564	1-125-850-21	FILM	220PF	5%	50V	C806	1-126-047-11	ELECT	4.7uF	20%	50V
C565	1-136-593-11	FILM	0.0033uF	20%	50V	C807	1-126-047-11	ELECT	4.7uF	20%	50V
C566	1-136-593-11	FILM	0.0033uF	20%	50V	C808	1-126-047-11	ELECT	4.7uF	20%	50V
C567	1-125-856-21	FILM	680PF	5%	50V	C809	1-126-047-11	ELECT	4.7uF	20%	50V
C568	1-125-856-21	FILM	680PF	5%	50V	C810	1-126-047-11	ELECT	4.7uF	20%	50V
C575	1-125-850-21	FILM	220PF	5%	50V	C811	1-126-047-11	ELECT	4.7uF	20%	50V
C576	1-125-850-21	FILM	220PF	5%	50V	C812	1-126-047-11	ELECT	4.7uF	20%	50V
C577	1-125-850-21	FILM	220PF	5%	50V	C813	1-163-117-00	CERAMIC CHIP	100PF	5%	50V
C578	1-125-850-21	FILM	220PF	5%	50V	C814	1-163-117-00	CERAMIC CHIP	100PF	5%	50V
C579	1-136-593-11	FILM	0.0033uF	20%	50V	C815	1-163-117-00	CERAMIC CHIP	100PF	5%	50V
C580	1-136-593-11	FILM	0.0033uF	20%	50V	C816	1-163-117-00	CERAMIC CHIP	100PF	5%	50V
C581	1-125-856-21	FILM	680PF	5%	50V	C817	1-163-117-00	CERAMIC CHIP	100PF	5%	50V
C582	1-125-856-21	FILM	680PF	5%	50V	C818	1-164-004-11	CERAMIC CHIP	0.1uF	10%	25V
C589	1-125-850-21	FILM	220PF	5%	50V	C819	1-164-004-11	CERAMIC CHIP	0.1uF	10%	25V
C590	1-125-850-21	FILM	220PF	5%	50V	C820	1-164-004-11	CERAMIC CHIP	0.1uF	10%	25V
C591	1-125-850-21	FILM	220PF	5%	50V	C821	1-119-841-11	ELECT	1000uF	20%	63V
C592	1-125-850-21	FILM	220PF	5%	50V						

Ref. No.	Part No.	Description	Remark	Ref. No.	Part No.	Description	Remark
C822	1-119-841-11	ELECT 1000uF 20% 63V		IC525	8-759-032-59	IC MC74HC595AF	
C823	1-119-800-11	ELECT 100uF 20% 25V		IC526	8-759-032-59	IC MC74HC595AF	
C824	1-119-800-11	ELECT 100uF 20% 25V		IC527	8-759-604-39	IC M5F78M12	
C825	1-119-800-11	ELECT 100uF 20% 25V		IC528	8-759-604-45	IC M5F79M12	
C826	1-119-800-11	ELECT 100uF 20% 25V		IC529	8-759-604-35	IC M5F78M05L	
C830	1-163-117-00	CERAMIC CHIP 100PF 5% 50V		IC530	8-759-701-65	IC NJM79M05FA	
C831	1-163-117-00	CERAMIC CHIP 100PF 5% 50V		IC531	8-759-711-85	IC NJM4580E-D	
< CONNECTOR >				IC532	8-759-711-85	IC NJM4580E-D	
CN501	1-691-769-11	PLUG (MICRO CONNECTOR) 7P		IC533	8-759-711-85	IC NJM4580E-D	
* CN503	1-691-767-11	PLUG (MICRO CONNECTOR) 5P		IC536	8-759-630-34	IC M5278L05M	
CN504	1-691-772-21	PLUG (MICRO CONNECTOR) 10P		< JACK >			
CN505	1-691-772-11	PLUG (MICRO CONNECTOR) 10P		J501	1-778-517-11	JACK, PIN 6P (CD/TUNER/PHONO IN)	
* CN507	1-568-832-11	SOCKET, CONNECTOR 13P		J503	1-784-934-11	JACK, PIN 4P (MD/DAT IN/OUT)	
* CN508	1-568-936-11	PIN, CONNECTOR 9P		J504	1-784-934-11	JACK, PIN 4P (TAPE IN/OUT)	
CN509	1-564-506-11	PLUG, CONNECTOR 3P		J507	1-778-517-11	JACK, PIN 6P (LD/DVD IN.TV OUT)	
CN510	1-691-765-11	PLUG (MICRO CONNECTOR) 3P		J509	1-784-934-11	JACK, PIN 4P (VIDEO 3 IN/OUT)	
CN511	1-691-765-11	PLUG (MICRO CONNECTOR) 3P		J510	1-784-934-11	JACK, PIN 4P (VIDEO 2 IN/OUT)	
< DIODE >				J511	1-784-934-11	JACK, PIN 4P (VIDEO 1 IN/OUT)	
D501	8-719-016-74	DIODE 1SS352		J512	1-784-934-11	JACK, PIN 4P (AUDIO PREOUT REAR/FRONT)	
D502	8-719-016-74	DIODE 1SS352		J513	1-785-286-11	JACK, PIN 4P	
D503	8-719-016-74	DIODE 1SS352		(AUDIO PREOUT WOOFER/CENTER)			
D504	8-719-016-74	DIODE 1SS352		< JUMPER RESISTOR >			
D505	8-719-016-74	DIODE 1SS352		JR501	1-216-295-91	SHORT 0	
D506	8-719-016-74	DIODE 1SS352		JR502	1-216-295-91	SHORT 0	
D507	8-719-016-74	DIODE 1SS352		JR503	1-216-295-91	SHORT 0	
D508	8-719-016-74	DIODE 1SS352		JR504	1-216-295-91	SHORT 0	
D509	8-719-016-74	DIODE 1SS352		JR601	1-216-295-91	SHORT 0	
< HEAT SINK >				JR602	1-216-295-91	SHORT 0	
* HS527	3-309-144-21	HEAT SINK		JR603	1-216-295-91	SHORT 0	
* HS528	3-309-144-21	HEAT SINK		JR604	1-216-295-91	SHORT 0	
* HS529	3-309-144-21	HEAT SINK		JR802	1-216-296-91	SHORT 0	
* HS530	3-309-144-21	HEAT SINK		JR803	1-216-296-91	SHORT 0	
< IC >				JR804	1-216-296-91	SHORT 0	
IC502	8-759-805-14	IC LC7822		< TRANSISTOR >			
IC503	8-759-805-14	IC LC7822		Q501	8-729-107-46	TRANSISTOR 2SC3624A-L15	
IC504	8-759-711-85	IC NJM4580E-D		Q502	8-729-107-46	TRANSISTOR 2SC3624A-L15	
IC506	8-759-711-85	IC NJM4580E-D		Q503	8-729-107-46	TRANSISTOR 2SC3624A-L15	
IC507	8-759-711-85	IC NJM4580E-D		Q504	8-729-107-46	TRANSISTOR 2SC3624A-L15	
IC508	8-759-711-85	IC NJM4580E-D		Q505	8-729-107-46	TRANSISTOR 2SC3624A-L15	
IC511	8-759-711-85	IC NJM4580E-D		Q506	8-729-107-46	TRANSISTOR 2SC3624A-L15	
IC512	8-759-711-85	IC NJM4580E-D		Q507	8-729-107-46	TRANSISTOR 2SC3624A-L15	
IC513	8-759-296-74	IC AD712JR		Q508	8-729-107-46	TRANSISTOR 2SC3624A-L15	
IC514	8-759-711-85	IC NJM4580E-D		Q509	8-729-107-46	TRANSISTOR 2SC3624A-L15	
IC515	8-759-711-85	IC NJM4580E-D		Q510	8-729-107-46	TRANSISTOR 2SC3624A-L15	
IC516	8-759-296-74	IC AD712JR		Q511	8-729-107-46	TRANSISTOR 2SC3624A-L15	
IC517	8-759-711-85	IC NJM4580E-D		Q512	8-729-107-46	TRANSISTOR 2SC3624A-L15	
IC518	8-759-711-85	IC NJM4580E-D		Q513	8-729-107-46	TRANSISTOR 2SC3624A-L15	
IC519	8-759-296-74	IC AD712JR		Q514	8-729-107-46	TRANSISTOR 2SC3624A-L15	
IC520	8-759-711-85	IC NJM4580E-D		Q515	8-729-107-46	TRANSISTOR 2SC3624A-L15	
IC521	8-759-711-85	IC NJM4580E-D		Q516	8-729-107-46	TRANSISTOR 2SC3624A-L15	
IC522	8-759-711-85	IC NJM4580E-D		Q517	8-729-107-46	TRANSISTOR 2SC3624A-L15	
IC523	8-759-711-85	IC NJM4580E-D		Q518	8-729-107-46	TRANSISTOR 2SC3624A-L15	
IC524	8-759-032-59	IC MC74HC595AF		Q519	8-729-424-08	TRANSISTOR UN2111	
				Q520	8-729-421-19	TRANSISTOR UN2213	

ANALOG

Ref. No.	Part No.	Description	Remark	Ref. No.	Part No.	Description	Remark
Q521	8-729-424-08	TRANSISTOR UN2111		R516	1-260-020-11	CARBON MELF 100K 2%	1/8W
Q522	8-729-421-19	TRANSISTOR UN2213		R517	1-260-020-11	CARBON MELF 100K 2%	1/8W
Q523	8-729-424-08	TRANSISTOR UN2111		R518	1-260-020-11	CARBON MELF 100K 2%	1/8W
Q524	8-729-421-19	TRANSISTOR UN2213		R519	1-259-996-11	CARBON MELF 1.2K 2%	1/8W
Q525	8-729-424-08	TRANSISTOR UN2111		R520	1-259-996-11	CARBON MELF 1.2K 2%	1/8W
Q526	8-729-421-19	TRANSISTOR UN2213		R521	1-259-984-91	CARBON MELF 120 2%	1/8W
Q527	8-729-424-08	TRANSISTOR UN2111		R522	1-259-984-91	CARBON MELF 120 2%	1/8W
Q528	8-729-421-19	TRANSISTOR UN2213		R523	1-260-017-11	CARBON MELF 56K 2%	1/8W
Q529	8-729-424-08	TRANSISTOR UN2111		R524	1-260-017-11	CARBON MELF 56K 2%	1/8W
Q530	8-729-421-19	TRANSISTOR UN2213		R525	1-260-004-11	CARBON MELF 4.7K 2%	1/8W
Q531	8-729-424-08	TRANSISTOR UN2111		R526	1-260-004-11	CARBON MELF 4.7K 2%	1/8W
Q532	8-729-421-19	TRANSISTOR UN2213		R527	1-260-020-11	CARBON MELF 100K 2%	1/8W
Q533	8-729-424-08	TRANSISTOR UN2111		R528	1-260-020-11	CARBON MELF 100K 2%	1/8W
Q534	8-729-421-19	TRANSISTOR UN2213		R529	1-259-987-11	CARBON MELF 220 2%	1/8W
Q535	8-729-424-08	TRANSISTOR UN2111		R530	1-259-987-11	CARBON MELF 220 2%	1/8W
Q536	8-729-421-19	TRANSISTOR UN2213		R531	1-259-983-11	CARBON MELF 100 2%	1/8W
Q537	8-729-424-08	TRANSISTOR UN2111		R532	1-259-983-11	CARBON MELF 100 2%	1/8W
Q538	8-729-421-19	TRANSISTOR UN2213		R533	1-260-004-11	CARBON MELF 4.7K 2%	1/8W
Q539	8-729-424-08	TRANSISTOR UN2111		R534	1-259-145-31	CARBON MELF 120 5%	1/4W
Q540	8-729-421-19	TRANSISTOR UN2213		R535	1-259-145-31	CARBON MELF 120 5%	1/4W
Q541	8-729-424-08	TRANSISTOR UN2111		R540	1-259-995-11	CARBON MELF 1K 2%	1/8W
Q542	8-729-421-19	TRANSISTOR UN2213		R541	1-259-995-11	CARBON MELF 1K 2%	1/8W
Q543	8-729-424-08	TRANSISTOR UN2111		R542	1-259-995-11	CARBON MELF 1K 2%	1/8W
Q544	8-729-421-19	TRANSISTOR UN2213		R543	1-259-995-11	CARBON MELF 1K 2%	1/8W
Q545	8-729-424-08	TRANSISTOR UN2111		R544	1-259-995-11	CARBON MELF 1K 2%	1/8W
Q546	8-729-421-19	TRANSISTOR UN2213		R545	1-259-995-11	CARBON MELF 1K 2%	1/8W
Q547	8-729-424-08	TRANSISTOR UN2111		R546	1-259-995-11	CARBON MELF 1K 2%	1/8W
Q548	8-729-421-19	TRANSISTOR UN2213		R547	1-259-995-11	CARBON MELF 1K 2%	1/8W
Q549	8-729-424-08	TRANSISTOR UN2111		R548	1-259-995-11	CARBON MELF 1K 2%	1/8W
Q550	8-729-421-19	TRANSISTOR UN2213		R549	1-259-995-11	CARBON MELF 1K 2%	1/8W
Q551	8-729-424-08	TRANSISTOR UN2111		R550	1-259-995-11	CARBON MELF 1K 2%	1/8W
Q552	8-729-421-19	TRANSISTOR UN2213		R551	1-259-995-11	CARBON MELF 1K 2%	1/8W
Q553	8-729-424-08	TRANSISTOR UN2111		R552	1-259-995-11	CARBON MELF 1K 2%	1/8W
Q554	8-729-421-19	TRANSISTOR UN2213		R553	1-259-995-11	CARBON MELF 1K 2%	1/8W
Q555	8-729-424-08	TRANSISTOR UN2111		R554	1-259-995-11	CARBON MELF 1K 2%	1/8W
Q556	8-729-421-19	TRANSISTOR UN2213		R555	1-259-995-11	CARBON MELF 1K 2%	1/8W
Q557	8-729-424-08	TRANSISTOR UN2111		R556	1-259-995-11	CARBON MELF 1K 2%	1/8W
Q558	8-729-421-19	TRANSISTOR UN2213		R557	1-259-995-11	CARBON MELF 1K 2%	1/8W
Q559	8-729-424-08	TRANSISTOR UN2111		R558	1-260-004-11	CARBON MELF 4.7K 2%	1/8W
Q560	8-729-421-19	TRANSISTOR UN2213		R559	1-259-145-31	CARBON MELF 120 5%	1/4W
< RESISTOR >				R560	1-259-145-31	CARBON MELF 120 5%	1/4W
R501	1-259-987-11	CARBON MELF 220 2%	1/8W	R561	1-260-020-11	CARBON MELF 100K 2%	1/8W
R502	1-259-987-11	CARBON MELF 220 2%	1/8W	R562	1-260-020-11	CARBON MELF 100K 2%	1/8W
R503	1-259-995-11	CARBON MELF 1K 2%	1/8W	R563	1-260-008-11	CARBON MELF 10K 2%	1/8W
R504	1-259-995-11	CARBON MELF 1K 2%	1/8W	R564	1-260-008-11	CARBON MELF 10K 2%	1/8W
R505	1-259-995-11	CARBON MELF 1K 2%	1/8W	R565	1-260-008-11	CARBON MELF 10K 2%	1/8W
R506	1-259-995-11	CARBON MELF 1K 2%	1/8W	R566	1-259-930-91	CARBON MELF 4.3K 2%	1/8W
R507	1-259-995-11	CARBON MELF 1K 2%	1/8W	R567	1-259-930-91	CARBON MELF 4.3K 2%	1/8W
R508	1-259-995-11	CARBON MELF 1K 2%	1/8W	R568	1-260-008-11	CARBON MELF 10K 2%	1/8W
R509	1-259-995-11	CARBON MELF 1K 2%	1/8W	R569	1-260-008-11	CARBON MELF 10K 2%	1/8W
R510	1-259-995-11	CARBON MELF 1K 2%	1/8W	R570	1-260-008-11	CARBON MELF 10K 2%	1/8W
R511	1-259-995-11	CARBON MELF 1K 2%	1/8W	R571	1-259-930-91	CARBON MELF 4.3K 2%	1/8W
R512	1-259-995-11	CARBON MELF 1K 2%	1/8W	R572	1-259-930-91	CARBON MELF 4.3K 2%	1/8W
R513	1-259-995-11	CARBON MELF 1K 2%	1/8W	R583	1-260-008-11	CARBON MELF 10K 2%	1/8W
R514	1-259-995-11	CARBON MELF 1K 2%	1/8W	R584	1-260-008-11	CARBON MELF 10K 2%	1/8W
R515	1-260-020-11	CARBON MELF 100K 2%	1/8W	R585	1-259-936-11	CARBON MELF 13K 2%	1/8W
				R586	1-259-936-11	CARBON MELF 13K 2%	1/8W

Ref. No.	Part No.	Description			Remark	Ref. No.	Part No.	Description			Remark
R587	1-259-995-11	CARBON MELF	1K	2%	1/8W	R646	1-259-998-11	CARBON MELF	1.8K	2%	1/8W
R588	1-259-999-11	CARBON MELF	2.2K	2%	1/8W						
R589	1-259-926-11	CARBON MELF	2K	2%	1/8W	R647	1-259-925-11	CARBON MELF	1.6K	2%	1/8W
						R648	1-259-925-11	CARBON MELF	1.6K	2%	1/8W
R590	1-260-011-11	CARBON MELF	18K	2%	1/8W	R649	1-259-995-11	CARBON MELF	1K	2%	1/8W
R591	1-260-008-11	CARBON MELF	10K	2%	1/8W	R650	1-259-995-11	CARBON MELF	1K	2%	1/8W
R592	1-260-008-11	CARBON MELF	10K	2%	1/8W	R651	1-208-453-41	RES,CHIP	4.7K	2%	1/10W
R593	1-259-936-11	CARBON MELF	13K	2%	1/8W						
R594	1-259-936-11	CARBON MELF	13K	2%	1/8W	R652	1-208-453-41	RES,CHIP	4.7K	2%	1/10W
						R653	1-208-453-41	RES,CHIP	4.7K	2%	1/10W
R595	1-259-995-11	CARBON MELF	1K	2%	1/8W	R654	1-208-453-41	RES,CHIP	4.7K	2%	1/10W
R596	1-259-999-11	CARBON MELF	2.2K	2%	1/8W	R655	1-208-453-41	RES,CHIP	4.7K	2%	1/10W
R597	1-259-926-11	CARBON MELF	2K	2%	1/8W	R656	1-208-453-41	RES,CHIP	4.7K	2%	1/10W
R598	1-260-011-11	CARBON MELF	18K	2%	1/8W						
R599	1-260-008-11	CARBON MELF	10K	2%	1/8W	R659	1-259-995-11	CARBON MELF	1K	2%	1/8W
						R660	1-259-995-11	CARBON MELF	1K	2%	1/8W
R600	1-260-008-11	CARBON MELF	10K	2%	1/8W	R661	1-260-020-11	CARBON MELF	100K	2%	1/8W
R601	1-259-936-11	CARBON MELF	13K	2%	1/8W	R662	1-260-020-11	CARBON MELF	100K	2%	1/8W
R602	1-259-936-11	CARBON MELF	13K	2%	1/8W	R663	1-260-026-11	CARBON MELF	330K	2%	1/8W
R603	1-259-995-11	CARBON MELF	1K	2%	1/8W						
R604	1-259-999-11	CARBON MELF	2.2K	2%	1/8W	R664	1-260-026-11	CARBON MELF	330K	2%	1/8W
						R665	1-259-929-11	CARBON MELF	3.6K	2%	1/8W
R605	1-259-926-11	CARBON MELF	2K	2%	1/8W	R666	1-259-929-11	CARBON MELF	3.6K	2%	1/8W
R606	1-260-011-11	CARBON MELF	18K	2%	1/8W	R667	1-260-002-11	CARBON MELF	3.3K	2%	1/8W
R607	1-260-008-11	CARBON MELF	10K	2%	1/8W	R668	1-260-002-11	CARBON MELF	3.3K	2%	1/8W
R608	1-260-008-11	CARBON MELF	10K	2%	1/8W						
R609	1-259-936-11	CARBON MELF	13K	2%	1/8W	R669	1-260-008-11	CARBON MELF	10K	2%	1/8W
						R670	1-260-008-11	CARBON MELF	10K	2%	1/8W
R610	1-259-936-11	CARBON MELF	13K	2%	1/8W	R671	1-259-998-11	CARBON MELF	1.8K	2%	1/8W
R611	1-259-995-11	CARBON MELF	1K	2%	1/8W	R672	1-259-998-11	CARBON MELF	1.8K	2%	1/8W
R612	1-259-999-11	CARBON MELF	2.2K	2%	1/8W	R673	1-259-925-11	CARBON MELF	1.6K	2%	1/8W
R613	1-259-926-11	CARBON MELF	2K	2%	1/8W						
R614	1-260-011-11	CARBON MELF	18K	2%	1/8W	R674	1-259-925-11	CARBON MELF	1.6K	2%	1/8W
						R675	1-259-995-11	CARBON MELF	1K	2%	1/8W
R615	1-260-008-11	CARBON MELF	10K	2%	1/8W	R676	1-259-995-11	CARBON MELF	1K	2%	1/8W
R616	1-260-008-11	CARBON MELF	10K	2%	1/8W	R677	1-208-453-41	RES,CHIP	4.7K	2%	1/10W
R617	1-259-936-11	CARBON MELF	13K	2%	1/8W	R678	1-208-453-41	RES,CHIP	4.7K	2%	1/10W
R618	1-259-936-11	CARBON MELF	13K	2%	1/8W						
R619	1-259-995-11	CARBON MELF	1K	2%	1/8W	R679	1-208-453-41	RES,CHIP	4.7K	2%	1/10W
						R680	1-208-453-41	RES,CHIP	4.7K	2%	1/10W
R620	1-259-999-11	CARBON MELF	2.2K	2%	1/8W	R681	1-208-453-41	RES,CHIP	4.7K	2%	1/10W
R621	1-259-926-11	CARBON MELF	2K	2%	1/8W	R682	1-208-453-41	RES,CHIP	4.7K	2%	1/10W
R622	1-260-011-11	CARBON MELF	18K	2%	1/8W	R685	1-259-995-11	CARBON MELF	1K	2%	1/8W
R623	1-260-008-11	CARBON MELF	10K	2%	1/8W						
R624	1-260-008-11	CARBON MELF	10K	2%	1/8W	R686	1-259-995-11	CARBON MELF	1K	2%	1/8W
						R687	1-260-020-11	CARBON MELF	100K	2%	1/8W
R625	1-259-936-11	CARBON MELF	13K	2%	1/8W	R688	1-260-020-11	CARBON MELF	100K	2%	1/8W
R626	1-259-936-11	CARBON MELF	13K	2%	1/8W	R689	1-260-026-11	CARBON MELF	330K	2%	1/8W
R627	1-259-995-11	CARBON MELF	1K	2%	1/8W	R690	1-260-026-11	CARBON MELF	330K	2%	1/8W
R628	1-259-999-11	CARBON MELF	2.2K	2%	1/8W						
R629	1-259-926-11	CARBON MELF	2K	2%	1/8W	R691	1-259-929-11	CARBON MELF	3.6K	2%	1/8W
						R692	1-259-929-11	CARBON MELF	3.6K	2%	1/8W
R630	1-260-011-11	CARBON MELF	18K	2%	1/8W	R693	1-260-002-11	CARBON MELF	3.3K	2%	1/8W
R633	1-259-995-11	CARBON MELF	1K	2%	1/8W	R694	1-260-002-11	CARBON MELF	3.3K	2%	1/8W
R634	1-259-995-11	CARBON MELF	1K	2%	1/8W	R695	1-260-008-11	CARBON MELF	10K	2%	1/8W
R635	1-260-020-11	CARBON MELF	100K	2%	1/8W						
R636	1-260-020-11	CARBON MELF	100K	2%	1/8W	R696	1-260-008-11	CARBON MELF	10K	2%	1/8W
						R697	1-259-998-11	CARBON MELF	1.8K	2%	1/8W
R637	1-260-026-11	CARBON MELF	330K	2%	1/8W	R698	1-259-998-11	CARBON MELF	1.8K	2%	1/8W
R638	1-260-026-11	CARBON MELF	330K	2%	1/8W	R699	1-259-925-11	CARBON MELF	1.6K	2%	1/8W
R639	1-259-929-11	CARBON MELF	3.6K	2%	1/8W	R700	1-259-925-11	CARBON MELF	1.6K	2%	1/8W
R640	1-259-929-11	CARBON MELF	3.6K	2%	1/8W						
R641	1-260-002-11	CARBON MELF	3.3K	2%	1/8W	R701	1-259-995-11	CARBON MELF	1K	2%	1/8W
						R702	1-259-995-11	CARBON MELF	1K	2%	1/8W
R642	1-260-002-11	CARBON MELF	3.3K	2%	1/8W	R703	1-208-453-41	RES,CHIP	4.7K	2%	1/10W
R643	1-260-008-11	CARBON MELF	10K	2%	1/8W	R705	1-208-453-41	RES,CHIP	4.7K	2%	1/10W
R644	1-260-008-11	CARBON MELF	10K	2%	1/8W	R706	1-208-453-41	RES,CHIP	4.7K	2%	1/10W
R645	1-259-998-11	CARBON MELF	1.8K	2%	1/8W						

ANALOG

Ref. No.	Part No.	Description			Remark	Ref. No.	Part No.	Description			Remark
R707	1-208-453-41	RES,CHIP	4.7K	2%	1/10W	R764	1-259-983-11	CARBON MELF	100	2%	1/8W
R708	1-208-453-41	RES,CHIP	4.7K	2%	1/10W	R765	1-259-983-11	CARBON MELF	100	2%	1/8W
R709	1-208-453-41	RES,CHIP	4.7K	2%	1/10W	R766	1-259-983-11	CARBON MELF	100	2%	1/8W
R710	1-260-020-11	CARBON MELF	100K	2%	1/8W						
R711	1-260-020-11	CARBON MELF	100K	2%	1/8W	R767	1-259-983-11	CARBON MELF	100	2%	1/8W
						R768	1-259-987-11	CARBON MELF	220	2%	1/8W
R712	1-260-008-11	CARBON MELF	10K	2%	1/8W	R769	1-259-987-11	CARBON MELF	220	2%	1/8W
R713	1-260-008-11	CARBON MELF	10K	2%	1/8W	R770	1-259-997-11	CARBON MELF	1.5K	2%	1/8W
R714	1-260-008-11	CARBON MELF	10K	2%	1/8W	R771	1-259-997-11	CARBON MELF	1.5K	2%	1/8W
R715	1-260-008-11	CARBON MELF	10K	2%	1/8W						
R716	1-260-020-11	CARBON MELF	100K	2%	1/8W	R772	1-259-979-11	CARBON MELF	47	2%	1/8W
						R773	1-259-979-11	CARBON MELF	47	2%	1/8W
R717	1-260-020-11	CARBON MELF	100K	2%	1/8W	R774	1-259-997-11	CARBON MELF	1.5K	2%	1/8W
R718	1-260-008-11	CARBON MELF	10K	2%	1/8W	R775	1-259-997-11	CARBON MELF	1.5K	2%	1/8W
R719	1-260-008-11	CARBON MELF	10K	2%	1/8W	R776	1-259-979-11	CARBON MELF	47	2%	1/8W
R720	1-259-995-11	CARBON MELF	1K	2%	1/8W						
R721	1-259-995-11	CARBON MELF	1K	2%	1/8W	R777	1-259-979-11	CARBON MELF	47	2%	1/8W
						R778	1-260-008-11	CARBON MELF	10K	2%	1/8W
R722	1-260-020-11	CARBON MELF	100K	2%	1/8W	R779	1-259-984-11	CARBON MELF	120	2%	1/8W
R723	1-260-020-11	CARBON MELF	100K	2%	1/8W	R780	1-260-008-11	CARBON MELF	10K	2%	1/8W
R724	1-260-008-11	CARBON MELF	10K	2%	1/8W	R792	1-260-017-91	CARBON MELF	56K	2%	1/8W
R725	1-260-008-11	CARBON MELF	10K	2%	1/8W						
R726	1-260-020-11	CARBON MELF	100K	2%	1/8W	R793	1-260-017-91	CARBON MELF	56K	2%	1/8W
						R794	1-260-017-91	CARBON MELF	56K	2%	1/8W
R727	1-260-020-11	CARBON MELF	100K	2%	1/8W	R795	1-260-017-91	CARBON MELF	56K	2%	1/8W
R728	1-260-008-11	CARBON MELF	10K	2%	1/8W	R796	1-260-017-91	CARBON MELF	56K	2%	1/8W
R729	1-259-995-11	CARBON MELF	1K	2%	1/8W	R797	1-260-017-91	CARBON MELF	56K	2%	1/8W
R730	1-260-020-11	CARBON MELF	100K	2%	1/8W						
R731	1-260-020-11	CARBON MELF	100K	2%	1/8W	R798	1-260-017-91	CARBON MELF	56K	2%	1/8W
						R799	1-260-017-91	CARBON MELF	56K	2%	1/8W
R732	1-260-008-11	CARBON MELF	10K	2%	1/8W	R801	1-216-206-00	RES,CHIP	2.2K	2%	1/8W
R733	1-260-008-11	CARBON MELF	10K	2%	1/8W	R802	1-208-518-41	RES,CHIP	22K	2%	1/10W
R734	1-260-008-11	CARBON MELF	10K	2%	1/8W	R803	1-216-206-00	RES,CHIP	2.2K	2%	1/8W
R735	1-260-008-11	CARBON MELF	10K	2%	1/8W						
R736	1-260-020-11	CARBON MELF	100K	2%	1/8W	R804	1-208-518-41	RES,CHIP	22K	2%	1/10W
						R805	1-216-206-00	RES,CHIP	2.2K	2%	1/8W
R737	1-260-020-11	CARBON MELF	100K	2%	1/8W	R806	1-208-518-41	RES,CHIP	22K	2%	1/10W
R738	1-260-008-11	CARBON MELF	10K	2%	1/8W	R807	1-216-206-00	RES,CHIP	2.2K	2%	1/8W
R739	1-260-008-11	CARBON MELF	10K	2%	1/8W	R808	1-208-518-41	RES,CHIP	22K	2%	1/10W
R740	1-259-995-11	CARBON MELF	1K	2%	1/8W						
R741	1-259-995-11	CARBON MELF	1K	2%	1/8W	R809	1-216-206-00	RES,CHIP	2.2K	2%	1/8W
						R810	1-208-518-41	RES,CHIP	22K	2%	1/10W
R742	1-260-020-11	CARBON MELF	100K	2%	1/8W	R811	1-216-206-00	RES,CHIP	2.2K	2%	1/8W
R743	1-260-020-11	CARBON MELF	100K	2%	1/8W	R812	1-208-518-41	RES,CHIP	22K	2%	1/10W
R744	1-259-983-11	CARBON MELF	100	2%	1/8W	R813	1-216-206-00	RES,CHIP	2.2K	2%	1/8W
R745	1-259-983-11	CARBON MELF	100	2%	1/8W						
R746	1-260-004-11	CARBON MELF	4.7K	2%	1/8W	R814	1-208-518-41	RES,CHIP	22K	2%	1/10W
						R815	1-216-206-00	RES,CHIP	2.2K	2%	1/8W
R747	1-260-004-11	CARBON MELF	4.7K	2%	1/8W	R816	1-208-518-41	RES,CHIP	22K	2%	1/10W
R748	1-260-020-11	CARBON MELF	100K	2%	1/8W	R817	1-216-206-00	RES,CHIP	2.2K	2%	1/8W
R749	1-260-020-11	CARBON MELF	100K	2%	1/8W	R818	1-208-518-41	RES,CHIP	22K	2%	1/10W
R750	1-260-020-11	CARBON MELF	100K	2%	1/8W						
R751	1-260-020-11	CARBON MELF	100K	2%	1/8W	R819	1-216-206-00	RES,CHIP	2.2K	2%	1/8W
						R820	1-208-518-41	RES,CHIP	22K	2%	1/10W
R752	1-259-983-11	CARBON MELF	100	2%	1/8W	R821	1-208-445-41	RES,CHIP	2.2K	2%	1/10W
R753	1-259-983-11	CARBON MELF	100	2%	1/8W	R822	1-208-518-41	RES,CHIP	22K	2%	1/10W
R754	1-260-004-11	CARBON MELF	4.7K	2%	1/8W	R823	1-208-445-41	RES,CHIP	2.2K	2%	1/10W
R755	1-260-004-11	CARBON MELF	4.7K	2%	1/8W						
R756	1-260-020-11	CARBON MELF	100K	2%	1/8W	R824	1-208-518-41	RES,CHIP	22K	2%	1/10W
						R849	1-216-627-11	METAL CHIP	100	0.5%	1/10W
R757	1-260-020-11	CARBON MELF	100K	2%	1/8W	R850	1-216-627-11	METAL CHIP	100	0.5%	1/10W
R758	1-259-983-11	CARBON MELF	100	2%	1/8W	R851	1-216-627-11	METAL CHIP	100	0.5%	1/10W
R759	1-259-983-11	CARBON MELF	100	2%	1/8W	R852	1-216-627-11	METAL CHIP	100	0.5%	1/10W
R760	1-260-004-11	CARBON MELF	4.7K	2%	1/8W						
R761	1-260-004-11	CARBON MELF	4.7K	2%	1/8W	R853	1-216-627-11	METAL CHIP	100	0.5%	1/10W
						R854	1-216-627-11	METAL CHIP	100	0.5%	1/10W
R762	1-259-983-11	CARBON MELF	100	2%	1/8W	R855	1-216-627-11	METAL CHIP	100	0.5%	1/10W
R763	1-259-983-11	CARBON MELF	100	2%	1/8W	R856	1-216-627-11	METAL CHIP	100	0.5%	1/10W

ANALOG

CAPACITOR

CLOCK

DIGITAL

Ref. No.	Part No.	Description	Remark		
R862	1-216-627-11	METAL CHIP	100	0.5%	1/10W
R863	1-216-627-11	METAL CHIP	100	0.5%	1/10W
R864	1-208-462-41	RES,CHIP	10K	2%	1/10W
R865	1-208-462-41	RES,CHIP	10K	2%	1/10W
R871	1-260-017-91	CARBON MELF	56K	2%	1/8W
R872	1-260-017-91	CARBON MELF	56K	2%	1/8W
R873	1-260-017-91	CARBON MELF	56K	2%	1/8W
R874	1-260-017-91	CARBON MELF	56K	2%	1/8W
< VARIABLE RESISTOR >					
RV501	1-238-605-31	RES, VR, CABON	470K (OFFSET L)		
RV502	1-238-605-31	RES, VR, CABON	470K (OFFSET R)		
RV503	1-238-605-31	RES, VR, CABON	470K (OFFSET C)		
RV504	1-238-605-31	RES, VR, CABON	470K (OFFSET SW)		
RV505	1-238-605-31	RES, VR, CABON	470K (OFFSET SL)		
RV506	1-238-605-31	RES, VR, CABON	470K (OFFSET SR)		
< RELAY >					
RY501	1-755-061-11	RELAY			
RY502	1-755-061-11	RELAY			
RY503	1-755-061-11	RELAY			
RY504	1-755-061-11	RELAY			
RY505	1-755-061-11	RELAY			
RY506	1-755-061-11	RELAY			
RY507	1-755-061-11	RELAY			
RY508	1-755-061-11	RELAY			
RY509	1-755-061-11	RELAY			

*	1-671-196-11	CAPACITOR BOARD	*****		
< CAPACITOR >					
C051	1-119-805-21	ELECT	2200uF	20%	25V
C052	1-119-805-21	ELECT	2200uF	20%	25V
C053	1-127-566-11	ELECT	6800uF	20%	35V
C054	1-127-566-11	ELECT	6800uF	20%	35V
C055	1-163-141-00	CERAMIC CHIP	0.001uF	5%	50V
C056	1-163-141-00	CERAMIC CHIP	0.001uF	5%	50V
C057	1-163-141-00	CERAMIC CHIP	0.001uF	5%	50V
C058	1-163-141-00	CERAMIC CHIP	0.001uF	5%	50V
C059	1-163-141-00	CERAMIC CHIP	0.001uF	5%	50V
C060	1-163-141-00	CERAMIC CHIP	0.001uF	5%	50V
C061	1-163-141-00	CERAMIC CHIP	0.001uF	5%	50V
C062	1-163-141-00	CERAMIC CHIP	0.001uF	5%	50V
C063	1-163-141-00	CERAMIC CHIP	0.001uF	5%	50V
C064	1-163-141-00	CERAMIC CHIP	0.001uF	5%	50V
C065	1-163-141-00	CERAMIC CHIP	0.001uF	5%	50V
C066	1-136-177-00	FILM	1uF	5%	50V
C067	1-136-165-00	FILM	0.1uF	5%	50V
< CONNECTOR >					
* CN051	1-564-242-00	CONNECTOR 6P			
* CN053	1-564-242-00	PIN, CONNECTOR 5P			

Ref. No.	Part No.	Description	Remark		
< DIODE >					
D051	8-719-302-38	DIODE RBV-602-01			
D052	8-719-302-38	DIODE RBV-602-01			
< GROUND PLATE >					
EP051	1-537-770-21	TERMINAL BOARD, GROUND			
< FUSE >					
△ F051	1-532-505-51	FUSE,TIMELAG +5AL/250V (EXCEPT US,CND)			
△ F051	1-576-109-11	FUSE 5A/125V(US,CND)			
△ F052	1-532-505-51	FUSE,TIMELAG +5AL/250V (EXCEPT US,CND)			
△ F052	1-576-109-11	FUSE 5A/125V(US,CND)			
< FUSE HOLDER >					
FH005	1-533-293-11	FUSE HOLDER			
FH006	1-533-293-11	FUSE HOLDER			
FH007	1-533-293-11	FUSE HOLDER			
FH008	1-533-293-11	FUSE HOLDER			
< RESISTOR >					
R051	1-212-865-00	FUS RES	22	5%	1/4W

*	1-670-916-11	CLOCK BOARD			

< CAPACITOR >					
C7001	1-164-004-11	CERAMIC CHIP	0.1uF	10%	25V
< CONNECTOR >					
CN7001	1-691-173-11	CONNECTOR (BOARD TO BOARD) 3P			
CN7002	1-691-173-11	CONNECTOR (BOARD TO BOARD) 3P			
CN7003	1-691-173-11	CONNECTOR (BOARD TO BOARD) 3P			
< INDUCTOR >					
R7003	1-414-231-11	INDUCTOR, FERRITE BEAD			
< VIBRATOR >					
X7001	1-767-433-11	OSCILLATOR, CRYSTAL (49.152MHz)			

*	A-4417-106-A	DIGITAL BOARD, COMPLETE (US,CND)			

*	A-4419-255-A	DIGITAL BOARD, COMPLETE (EXCEPT US,CND)			

	1-216-121-91	RES,CHIP 1M 5% 1/10W			
	4-974-510-01	SCREW (+BV 3X8 B)			
< CAPACITOR >					
C1001	1-164-004-11	CERAMIC CHIP	0.1uF	10%	25V
C1002	1-164-004-11	CERAMIC CHIP	0.1uF	10%	25V
C1003	1-119-792-21	ELECT	470uF	20%	16V
C1004	1-164-004-11	CERAMIC CHIP	0.1uF	10%	25V
C1005	1-163-009-11	CERAMIC CHIP	0.001uF	10%	50V

以阴影和 △ 标志来识别的零部件在安全方面具有关键性。因此只能以规定号码的零部件来更换。

The components identified by mark △ or dotted line with mark △ are critical for safety. Replace only with part number specified.

Les composants identifiés par une marque △ sont critiques pour la sécurité. Ne les remplacer que par une pièce portant le numéro spécifié.

DIGITAL

Ref. No.	Part No.	Description			Remark
C1007	1-163-009-11	CERAMIC CHIP	0.001uF	10%	50V
C1010	1-119-799-11	ELECT	47uF	20%	16V
C1011	1-136-165-00	FILM	0.1uF	5%	50V
C1012	1-164-004-11	CERAMIC CHIP	0.1uF	10%	25V
C1013	1-164-489-91	CERAMIC CHIP	0.22uF	10%	16V
C1014	1-164-004-11	CERAMIC CHIP	0.1uF	10%	25V
C1017	1-164-004-11	CERAMIC CHIP	0.1uF	10%	25V
C1018	1-164-004-11	CERAMIC CHIP	0.1uF	10%	25V
C1021	1-164-004-11	CERAMIC CHIP	0.1uF	10%	25V
C1022	1-136-165-00	FILM	0.1uF	5%	50V
C1023	1-164-182-11	CERAMIC CHIP	3300uF		
C1024	1-119-792-21	ELECT	470uF	20%	16V
C1025	1-119-792-21	ELECT	470uF	20%	16V
C1026	1-119-800-11	ELECT	100uF	20%	16V
C1029	1-130-475-00	MYLAR	0.0022uF	5%	50V
C1030	1-130-475-00	FILM	0.0022uF	5%	50V
C1031	1-164-004-11	CERAMIC CHIP	0.1uF	10%	25V
C1032	1-164-004-11	CERAMIC CHIP	0.1uF	10%	25V
C1036	1-119-800-11	ELECT	100uF	20%	16V
C1037	1-164-004-11	CERAMIC CHIP	0.1uF	10%	25V
C1038	1-164-004-11	CERAMIC CHIP	0.1uF	10%	25V
C1039	1-136-165-00	FILM	0.1uF	5%	50V
C1040	1-119-792-21	ELECT	470uF	20%	16V
C1041	1-164-004-11	CERAMIC CHIP	0.1uF	10%	25V
C1042	1-136-165-00	FILM	0.1uF	5%	50V
C1043	1-119-800-11	ELECT	100uF	20%	16V
C1044	1-119-811-21	ELECT	220uF	20%	35V
C1045	1-119-811-21	ELECT	220uF	20%	35V
C1046	1-119-811-21	ELECT	220uF	20%	35V
C1047	1-119-811-21	ELECT	220uF	20%	35V
C1048	1-126-935-11	ELECT	470uF	20%	16V
C1049	1-164-004-11	CERAMIC CHIP	0.1uF	10%	25V
C1050	1-126-927-11	ELECT	2200uF	20%	10V
C1051	1-164-004-11	CERAMIC CHIP	0.1uF	10%	25V
C1052	1-164-004-11	CERAMIC CHIP	0.1uF	10%	25V
C1053	1-104-666-11	ELECT	220uF	20%	25V
C1054	1-126-925-11	ELECT	470uF	20%	10V
C1055	1-163-009-11	CERAMIC CHIP	0.001uF	10%	50V
C1056	1-163-009-11	CERAMIC CHIP	0.001uF	10%	50V
C1057	1-104-666-11	ELECT	220uF	20%	25V
C1058	1-126-925-11	ELECT	470uF	20%	10V
C1059	1-164-004-11	CERAMIC CHIP	0.1uF	10%	25V
C1060	1-126-927-11	ELECT	2200uF	20%	10V
C1061	1-126-927-11	ELECT	2200uF	20%	10V
C1062	1-126-927-11	ELECT	2200uF	20%	10V
C1063	1-126-767-11	ELECT	1000uF	20%	16V
C1064	1-119-789-31	ELECT	100uF	20%	16V
C1065	1-126-942-61	ELECT	1000uF	20%	25V
C1066	1-126-767-11	ELECT	1000uF	20%	16V
C1067	1-126-942-61	ELECT	1000uF	20%	25V
C1068	1-126-942-61	ELECT	1000uF	20%	25V
C1069	1-164-004-11	CERAMIC CHIP	0.1uF	10%	25V
C1070	1-164-004-11	CERAMIC CHIP	0.1uF	10%	25V
C1071	1-164-004-11	CERAMIC CHIP	0.1uF	10%	25V
C1072	1-164-004-11	CERAMIC CHIP	0.1uF	10%	25V
C1073	1-164-004-11	CERAMIC CHIP	0.1uF	10%	25V
C1074	1-164-004-11	CERAMIC CHIP	0.1uF	10%	25V

Ref. No.	Part No.	Description			Remark
C1075	1-164-004-11	CERAMIC CHIP	0.1uF	10%	25V
C1076	1-164-004-11	CERAMIC CHIP	0.1uF	10%	25V
C1077	1-164-004-11	CERAMIC CHIP	0.1uF	10%	25V
C1078	1-164-004-11	CERAMIC CHIP	0.1uF	10%	25V
C1079	1-164-004-11	CERAMIC CHIP	0.1uF	10%	25V
C1080	1-164-004-11	CERAMIC CHIP	0.1uF	10%	25V
C1081	1-163-031-11	CERAMIC CHIP	0.01uF		50V
C1082	1-164-004-11	CERAMIC CHIP	0.1uF	10%	25V
C1083	1-164-004-11	CERAMIC CHIP	0.1uF	10%	25V
C1084	1-163-031-11	CERAMIC CHIP	0.01uF		50V
C1085	1-164-004-11	CERAMIC CHIP	0.1uF	10%	25V
C1086	1-164-344-11	CERAMIC CHIP	0.068uF	10%	25V
C1087	1-164-004-11	CERAMIC CHIP	0.1uF	10%	25V
C1088	1-119-800-11	ELECT	100uF	20%	16V
C1094	1-126-933-11	ELECT	100uF	20%	16V
C1095	1-126-963-11	ELECT	4.7uF	20%	50V
C1104	1-126-963-11	ELECT	4.7uF	20%	50V
C1105	1-163-117-00	CERAMIC CHIP	100PF	5%	50V
C1125	1-163-117-00	CERAMIC CHIP	100PF	5%	50V
C1126	1-126-963-11	ELECT	4.7uF	20%	50V
C2001	1-164-004-11	CERAMIC CHIP	0.1uF	10%	25V
C2002	1-119-800-11	ELECT	100uF	20%	16V
C2003	1-119-800-11	ELECT	100uF	20%	16V
C2004	1-119-800-11	ELECT	100uF	20%	16V
C2005	1-119-800-11	ELECT	100uF	20%	16V
C2006	1-136-165-00	FILM	0.1uF	5%	50V
C2007	1-136-165-00	FILM	0.1uF	5%	50V
C2008	1-136-165-00	FILM	0.1uF	5%	50V
C2009	1-136-165-00	FILM	0.1uF	5%	50V
C2010	1-164-004-11	CERAMIC CHIP	0.1uF	10%	25V
C2011	1-164-004-11	CERAMIC CHIP	0.1uF	10%	25V
C2013	1-119-800-11	ELECT	100uF	20%	16V
C2014	1-164-004-11	CERAMIC CHIP	0.1uF	10%	25V
C2015	1-164-004-11	CERAMIC CHIP	0.1uF	10%	25V
C2016	1-164-004-11	CERAMIC CHIP	0.1uF	10%	25V
C2017	1-164-004-11	CERAMIC CHIP	0.1uF	10%	25V
C2018	1-164-004-11	CERAMIC CHIP	0.1uF	10%	25V
C2019	1-164-004-11	CERAMIC CHIP	0.1uF	10%	25V
C2020	1-164-004-11	CERAMIC CHIP	0.1uF	10%	25V
C2021	1-164-004-11	CERAMIC CHIP	0.1uF	10%	25V
C2022	1-164-004-11	CERAMIC CHIP	0.1uF	10%	25V
C2023	1-164-004-11	CERAMIC CHIP	0.1uF	10%	25V
C2024	1-164-004-11	CERAMIC CHIP	0.1uF	10%	25V
C2025	1-164-004-11	CERAMIC CHIP	0.1uF	10%	25V
C2026	1-164-004-11	CERAMIC CHIP	0.1uF	10%	25V
C2027	1-164-004-11	CERAMIC CHIP	0.1uF	10%	25V
C2028	1-164-004-11	CERAMIC CHIP	0.1uF	10%	25V
C2030	1-164-004-11	CERAMIC CHIP	0.1uF	10%	25V
C2031	1-164-004-11	CERAMIC CHIP	0.1uF	10%	25V
C2032	1-164-004-11	CERAMIC CHIP	0.1uF	10%	25V
C2033	1-164-004-11	CERAMIC CHIP	0.1uF	10%	25V
C2034	1-164-004-11	CERAMIC CHIP	0.1uF	10%	25V
C2035	1-164-004-11	CERAMIC CHIP	0.1uF	10%	25V
C2036	1-164-004-11	CERAMIC CHIP	0.1uF	10%	25V
C2037	1-164-004-11	CERAMIC CHIP	0.1uF	10%	25V
C2039	1-164-004-11	CERAMIC CHIP	0.1uF	10%	25V
C2040	1-164-004-11	CERAMIC CHIP	0.1uF	10%	25V

Ref. No.	Part No.	Description	Remark			Ref. No.	Part No.	Description	Remark		
C2041	1-164-004-11	CERAMIC CHIP	0.1uF	10%	25V	C3029	1-164-004-11	CERAMIC CHIP	0.1uF	10%	25V
C2042	1-164-004-11	CERAMIC CHIP	0.1uF	10%	25V	C3030	1-163-117-00	CERAMIC CHIP	100PF	5%	50V
C2043	1-119-792-21	ELECT	470uF	20%	16V	C3031	1-163-117-00	CERAMIC CHIP	100PF	5%	50V
C2044	1-164-004-11	CERAMIC CHIP	0.1uF	10%	25V	C3032	1-164-004-11	CERAMIC CHIP	0.1uF	10%	25V
C2045	1-164-004-11	CERAMIC CHIP	0.1uF	10%	25V	C3036	1-119-800-11	ELECT	100uF	20%	16V
C2046	1-164-004-11	CERAMIC CHIP	0.1uF	10%	25V	C3037	1-119-800-11	ELECT	100uF	20%	16V
C2047	1-164-004-11	CERAMIC CHIP	0.1uF	10%	25V	C3038	1-163-117-00	CERAMIC CHIP	100PF	5%	50V
C2048	1-164-004-11	CERAMIC CHIP	0.1uF	10%	25V	C3039	1-163-117-00	CERAMIC CHIP	100PF	5%	50V
C2049	1-164-004-11	CERAMIC CHIP	0.1uF	10%	25V	C4001	1-119-792-21	ELECT	470uF	20%	16V
C2050	1-164-004-11	CERAMIC CHIP	0.1uF	10%	25V	C4002	1-136-165-00	FILM	0.1uF	5%	50V
C2051	1-164-004-11	CERAMIC CHIP	0.1uF	10%	25V	C4003	1-164-004-11	CERAMIC CHIP	0.1uF	10%	25V
C2052	1-164-004-11	CERAMIC CHIP	0.1uF	10%	25V	C4004	1-119-792-21	ELECT	470uF	20%	16V
C2053	1-164-004-11	CERAMIC CHIP	0.1uF	10%	25V	C4005	1-136-165-00	FILM	0.1uF	5%	50V
C2054	1-119-800-11	ELECT	100uF	20%	16V	C4006	1-164-004-11	CERAMIC CHIP	0.1uF	10%	25V
C2055	1-164-004-11	CERAMIC CHIP	0.1uF	10%	25V	C4008	1-163-009-11	CERAMIC CHIP	0.001uF	10%	50V
C2056	1-164-004-11	CERAMIC CHIP	0.1uF	10%	25V	C4013	1-136-165-00	FILM	0.1uF	5%	50V
C2057	1-164-004-11	CERAMIC CHIP	0.1uF	10%	25V	C4014	1-136-165-00	FILM	0.1uF	5%	50V
C2058	1-164-004-11	CERAMIC CHIP	0.1uF	10%	25V	C4016	1-163-117-00	CERAMIC CHIP	100PF	5%	50V
C2059	1-164-004-11	CERAMIC CHIP	0.1uF	10%	25V	C4017	1-119-792-21	ELECT	470uF	20%	16V
C2060	1-164-004-11	CERAMIC CHIP	0.1uF	10%	25V	C4018	1-136-165-00	FILM	0.1uF	5%	50V
C2061	1-163-009-11	CERAMIC CHIP	0.001uF	10%	50V	C4019	1-164-004-11	CERAMIC CHIP	0.1uF	10%	25V
C2062	1-164-004-11	CERAMIC CHIP	0.1uF	10%	25V	C4020	1-136-165-00	FILM	0.1uF	5%	50V
C2063	1-164-004-11	CERAMIC CHIP	0.1uF	10%	25V	C4021	1-136-165-00	FILM	0.1uF	5%	50V
C2064	1-164-004-11	CERAMIC CHIP	0.1uF	10%	25V	C4022	1-119-800-11	ELECT	100uF	20%	16V
C2065	1-164-004-11	CERAMIC CHIP	0.1uF	10%	25V	C4025	1-136-165-00	FILM	0.1uF	5%	50V
C2066	1-164-004-11	CERAMIC CHIP	0.1uF	10%	25V	C4026	1-164-004-11	CERAMIC CHIP	0.1uF	10%	25V
C2067	1-164-004-11	CERAMIC CHIP	0.1uF	10%	25V	C4027	1-163-009-11	CERAMIC CHIP	0.001uF	10%	50V
C2068	1-163-117-00	CERAMIC CHIP	100PF	5%	50V	C4028	1-136-165-00	FILM	0.1uF	5%	50V
C2069	1-163-117-00	CERAMIC CHIP	100PF	5%	50V	C4029	1-119-792-21	ELECT	470uF	20%	16V
C2070	1-163-117-00	CERAMIC CHIP	100PF	5%	50V	C4030	1-119-792-21	ELECT	470uF	20%	16V
C3001	1-164-004-11	CERAMIC CHIP	0.1uF	10%	25V	C4031	1-119-792-21	ELECT	470uF	20%	16V
C3002	1-164-004-11	CERAMIC CHIP	0.1uF	10%	25V	C4032	1-136-165-00	FILM	0.1uF	5%	50V
C3003	1-164-004-11	CERAMIC CHIP	0.1uF	10%	25V	C4033	1-164-004-11	CERAMIC CHIP	0.1uF	10%	25V
C3004	1-164-004-11	CERAMIC CHIP	0.1uF	10%	25V	C4034	1-119-792-21	ELECT	470uF	20%	16V
C3006	1-163-009-11	CERAMIC CHIP	0.001uF	10%	50V	C4035	1-136-165-00	FILM	0.1uF	5%	50V
C3007	1-164-004-11	CERAMIC CHIP	0.1uF	10%	25V	C4036	1-164-004-11	CERAMIC CHIP	0.1uF	10%	25V
C3008	1-164-004-11	CERAMIC CHIP	0.1uF	10%	25V	C4038	1-163-009-11	CERAMIC CHIP	0.001uF	10%	50V
C3009	1-163-117-00	CERAMIC CHIP	100PF	5%	50V	C4043	1-136-165-00	FILM	0.1uF	5%	50V
C3010	1-163-009-11	CERAMIC CHIP	0.001uF	10%	50V	C4044	1-136-165-00	FILM	0.1uF	5%	50V
C3011	1-164-004-11	CERAMIC CHIP	0.1uF	10%	25V	C4046	1-163-117-00	CERAMIC CHIP	100PF	5%	50V
C3012	1-163-009-11	CERAMIC CHIP	0.001uF	10%	50V	C4047	1-119-792-21	ELECT	470uF	20%	16V
C3013	1-164-004-11	CERAMIC CHIP	0.1uF	10%	25V	C4048	1-136-165-00	FILM	0.1uF	5%	50V
C3014	1-163-117-00	CERAMIC CHIP	100PF	5%	50V	C4049	1-164-004-11	CERAMIC CHIP	0.1uF	10%	25V
C3015	1-164-004-11	CERAMIC CHIP	0.1uF	10%	25V	C4050	1-136-165-00	FILM	0.1uF	5%	50V
C3016	1-163-009-11	CERAMIC CHIP	0.001uF	10%	50V	C4051	1-136-165-00	FILM	0.1uF	5%	50V
C3017	1-163-031-11	CERAMIC CHIP	0.01uF		50V	C4052	1-119-800-11	ELECT	100uF	20%	16V
C3018	1-164-004-11	CERAMIC CHIP	0.1uF	10%	25V	C4055	1-136-165-00	FILM	0.1uF	5%	50V
C3019	1-164-004-11	CERAMIC CHIP	0.1uF	10%	25V	C4056	1-164-004-11	CERAMIC CHIP	0.1uF	10%	25V
C3021	1-119-799-11	ELECT	47uF	20%	16V	C4057	1-163-009-11	CERAMIC CHIP	0.001uF	10%	50V
C3022	1-119-799-11	ELECT	47uF	20%	16V	C4058	1-136-165-00	FILM	0.1uF	5%	50V
C3023	1-164-004-11	CERAMIC CHIP	0.1uF	10%	25V	C4059	1-119-792-21	ELECT	470uF	20%	16V
C3024	1-164-004-11	CERAMIC CHIP	0.1uF	10%	25V	C4060	1-119-792-21	ELECT	470uF	20%	16V
C3025	1-119-792-21	ELECT	470uF	20%	16V	C4061	1-119-792-21	ELECT	470uF	20%	16V
C3026	1-164-004-11	CERAMIC CHIP	0.1uF	10%	25V	C4062	1-136-165-00	FILM	0.1uF	5%	50V
C3027	1-164-004-11	CERAMIC CHIP	0.1uF	10%	25V	C4063	1-164-004-11	CERAMIC CHIP	0.1uF	10%	25V
C3028	1-164-004-11	CERAMIC CHIP	0.1uF	10%	25V	C4064	1-119-792-21	ELECT	470uF	20%	16V
						C4065	1-136-165-00	FILM	0.1uF	5%	50V

DIGITAL

Ref. No.	Part No.	Description			Remark
C4066	1-164-004-11	CERAMIC CHIP	0.1uF	10%	25V
C4068	1-163-009-11	CERAMIC CHIP	0.001uF	10%	50V
C4073	1-136-165-00	FILM	0.1uF	5%	50V
C4074	1-136-165-00	FILM	0.1uF	5%	50V
C4075	1-164-004-11	CERAMIC CHIP	0.1uF	10%	25V
C4076	1-163-117-00	CERAMIC CHIP	100PF	5%	50V
C4077	1-119-792-21	ELECT	470uF	20%	16V
C4078	1-136-165-00	FILM	0.1uF	5%	50V
C4079	1-164-004-11	CERAMIC CHIP	0.1uF	10%	25V
C4080	1-136-165-00	FILM	0.1uF	5%	50V
C4081	1-136-165-00	FILM	0.1uF	5%	50V
C4082	1-119-800-11	ELECT	100uF	20%	16V
C4085	1-136-165-00	FILM	0.1uF	5%	50V
C4086	1-164-004-11	CERAMIC CHIP	0.1uF	10%	25V
C4087	1-163-009-11	CERAMIC CHIP	0.001uF	10%	50V
C4088	1-136-165-00	FILM	0.1uF	5%	50V
C4089	1-119-792-21	ELECT	470uF	20%	16V
C4090	1-119-792-21	ELECT	470uF	20%	16V
C4091	1-164-004-11	CERAMIC CHIP	0.1uF	10%	25V
C4106	1-164-004-91	CERAMIC CHIP	0.1uF	10%	25V
C5001	1-130-973-00	FILM	0.022uF	3%	10V
C5002	1-136-299-51	FILM	0.012uF	5%	50V
C5003	1-130-973-00	FILM	0.022uF	3%	10V
C5004	1-136-165-00	FILM	0.1uF	5%	50V
C5006	1-136-165-00	FILM	0.1uF	5%	50V
C5007	1-136-165-00	FILM	0.1uF	5%	50V
C5009	1-130-856-00	MYLAR	0.0068uF	3%	100V
C5010	1-119-799-11	ELECT	47uF	20%	16V
C5011	1-119-799-11	ELECT	47uF	20%	16V
C5012	1-136-299-51	FILM	0.012uF	5%	50V
C5013	1-136-165-00	FILM	0.1uF	5%	50V
C5014	1-119-799-11	ELECT	47uF	20%	16V
C5017	1-119-799-11	ELECT	47uF	20%	16V
C5018	1-119-825-41	ELECT	22uF	20%	50V
C5019	1-130-856-00	MYLAR	0.0068uF	3%	100V
C5020	1-130-973-00	FILM	0.022uF	3%	10V
C5021	1-136-299-51	FILM	0.012uF	5%	50V
C5022	1-130-973-00	FILM	0.022uF	3%	10V
C5024	1-136-165-00	FILM	0.1uF	5%	50V
C5026	1-136-165-00	FILM	0.1uF	5%	50V
C5027	1-136-165-00	FILM	0.1uF	5%	50V
C5029	1-130-856-00	MYLAR	0.0068uF	3%	100V
C5030	1-119-799-11	ELECT	47uF	20%	16V
C5031	1-119-799-11	ELECT	47uF	20%	16V
C5032	1-136-299-51	FILM	0.012uF	5%	50V
C5033	1-136-165-00	FILM	0.1uF	5%	50V
C5034	1-119-799-11	ELECT	47uF	20%	16V
C5037	1-119-799-11	ELECT	47uF	20%	16V
C5038	1-119-825-41	ELECT	22uF	20%	50V
C5040	1-130-856-00	MYLAR	0.0068uF	3%	100V
C5041	1-119-800-11	ELECT	100uF	20%	16V
C5042	1-119-800-11	ELECT	100uF	20%	16V
C5043	1-130-973-00	FILM	0.022uF	3%	10V
C5045	1-136-299-51	FILM	0.012uF	5%	50V
C5046	1-130-973-00	FILM	0.022uF	3%	10V
C5047	1-136-165-00	FILM	0.1uF	5%	50V
C5049	1-136-165-00	FILM	0.1uF	5%	50V

Ref. No.	Part No.	Description			Remark
C5050	1-136-165-00	FILM	0.1uF	5%	50V
C5052	1-130-856-00	MYLAR	0.0068uF	3%	100V
C5053	1-119-799-11	ELECT	47uF	20%	16V
C5054	1-119-799-11	ELECT	47uF	20%	16V
C5056	1-119-792-21	ELECT	470uF	20%	16V
C5057	1-163-009-11	CERAMIC CHIP	0.001uF	10%	50V
C5058	1-163-009-11	CERAMIC CHIP	0.001uF	10%	50V
C5059	1-136-299-51	FILM	0.012uF	5%	50V
C5060	1-136-165-00	FILM	0.1uF	5%	50V
C5061	1-119-799-11	ELECT	47uF	20%	16V
C5064	1-119-799-11	ELECT	47uF	20%	16V
C5065	1-119-825-41	ELECT	22uF	20%	50V
C5066	1-130-856-00	MYLAR	0.0068uF	3%	100V
C5067	1-130-973-00	FILM	0.022uF	3%	10V
C5068	1-136-299-51	FILM	0.012uF	5%	50V
C5069	1-130-973-00	FILM	0.022uF	3%	10V
C5071	1-136-165-00	FILM	0.1uF	5%	50V
C5073	1-136-165-00	FILM	0.1uF	5%	50V
C5074	1-136-165-00	FILM	0.1uF	5%	50V
C5076	1-130-856-00	MYLAR	0.0068uF	3%	100V
C5077	1-119-799-11	ELECT	47uF	20%	16V
C5078	1-119-799-11	ELECT	47uF	20%	16V
C5079	1-136-299-51	FILM	0.012uF	5%	50V
C5080	1-136-165-00	FILM	0.1uF	5%	50V
C5081	1-119-799-11	ELECT	47uF	20%	16V
C5084	1-119-799-11	ELECT	47uF	20%	16V
C5085	1-119-825-41	ELECT	22uF	20%	50V
C5087	1-130-856-00	MYLAR	0.0068uF	5%	50V
C5088	1-119-800-11	ELECT	100uF	20%	16V
C5089	1-119-800-11	ELECT	100uF	20%	16V
C5090	1-130-973-00	FILM	0.022uF	3%	10V
C5091	1-136-299-51	FILM	0.012uF	5%	50V
C5092	1-130-973-00	FILM	0.022uF	3%	10V
C5093	1-136-165-00	FILM	0.1uF	5%	50V
C5095	1-136-165-00	FILM	0.1uF	5%	50V
C5096	1-136-165-00	FILM	0.1uF	5%	50V
C5098	1-130-856-00	MYLAR	0.0068uF	3%	100V
C5099	1-119-799-11	ELECT	47uF	20%	16V
C5100	1-119-799-11	ELECT	47uF	20%	16V
C5101	1-136-299-51	FILM	0.012uF	5%	50V
C5102	1-136-165-00	FILM	0.1uF	5%	50V
C5103	1-119-799-11	ELECT	47uF	20%	16V
C5106	1-119-799-11	ELECT	47uF	20%	16V
C5107	1-119-825-41	ELECT	22uF	20%	50V
C5108	1-130-856-00	MYLAR	0.0068uF	3%	100V
C5110	1-130-973-00	FILM	0.022uF	3%	10V
C5111	1-136-299-51	FILM	0.012uF	5%	50V
C5112	1-130-973-00	FILM	0.022uF	3%	10V
C5114	1-136-165-00	FILM	0.1uF	5%	50V
C5116	1-136-165-00	FILM	0.1uF	5%	50V
C5117	1-136-165-00	FILM	0.1uF	5%	50V
C5120	1-130-856-00	MYLAR	0.0068uF	3%	100V
C5121	1-119-799-11	ELECT	47uF	20%	16V
C5122	1-119-799-11	ELECT	47uF	20%	16V
C5124	1-136-299-51	FILM	0.012uF	5%	50V
C5125	1-136-165-00	FILM	0.1uF	5%	50V

Ref. No.	Part No.	Description	Remark	Ref. No.	Part No.	Description	Remark
C5126	1-119-799-11	ELECT 47uF 20% 16V		FB4007	1-410-397-21	FERRITE BEAD INDUCTOR	
C5129	1-119-799-11	ELECT 47uF 20% 16V		FB4009	1-410-397-21	FERRITE BEAD INDUCTOR	
C5130	1-119-825-41	ELECT 22uF 20% 50V		FB4012	1-410-397-21	FERRITE BEAD INDUCTOR	
C5132	1-130-856-00	MYLAR 0.0068uF 3% 100V		FB4014	1-410-397-21	FERRITE BEAD INDUCTOR	
< CONNECTOR >				FB5005	1-410-397-21	FERRITE BEAD INDUCTOR	
CN1002	1-691-769-11	PLUG (MICRO CONNECTOR) 7P		FB5006	1-410-397-21	FERRITE BEAD INDUCTOR	
* CN1003	1-564-104-00	PIN, CONNECTOR (B3P-VH) 3P		FB5011	1-410-397-21	FERRITE BEAD INDUCTOR	
CN1004	1-691-771-11	PLUG (MICRO CONNECTOR) 9P		FB5012	1-410-397-21	FERRITE BEAD INDUCTOR	
* CN1005	1-564-241-11	PIN, CONNECTOR (B4P-VH) 4P		< HEAT SINK >			
* CN1006	1-568-826-11	SOCKET, CONNECTOR 7P		* H1001	4-931-401-71	HEAT SINK, V.OUT	
* CN3001	1-568-936-11	PIN, CONNECTOR 9P		* H1002	4-931-401-71	HEAT SINK, V.OUT	
* CN3002	1-568-839-11	SOCKET, CONNECTOR 23P		< IC >			
CN3003	1-564-506-11	PLUG, CONNECTOR 3P		IC1001	8-759-356-27	IC NJM2129M-TE2	
CN4001	1-691-160-11	PIN, CONNECTOR 3P		IC1002	8-759-557-32	IC ADM202EARN-REEL	
CN4002	1-691-160-11	PIN, CONNECTOR 3P		IC1004	8-759-426-99	IC CXD8607N	
CN4003	1-691-160-11	PIN, CONNECTOR 3P		IC1005	8-759-450-47	IC BA05T	
CN5001	1-691-772-11	PLUG (MICRO CONNECTOR) 10P		IC1006	8-759-445-59	IC BA033T	
CN5002	1-691-772-21	PLUG, CONNECTOR 10P		IC1007	8-749-923-05	IC TORX178A (LD OPTICAL IN)	
< DIODE >				IC1008	8-759-424-13	IC MC74HC00AFEL	
D1001	8-719-025-33	DIODE 02CZ6.2-TE85L		IC1009	8-759-243-21	IC TC7SU04F-TE85L	
D1006	8-719-800-76	DIODE 1SS226		IC1010	8-749-015-11	IC TORX173(HS)(DVD OPTICAL IN)	
D1007	8-719-800-76	DIODE 1SS226		IC1011	8-749-923-05	IC TORX178A (TV OPTICAL IN)	
D1008	8-719-800-76	DIODE 1SS226		IC1012	8-759-424-13	IC MC74HC00AFEL	
D1009	8-719-800-76	DIODE 1SS226		IC1013	8-749-923-05	IC TORX178A (MD/DAT OPTICAL IN)	
D1013	8-719-801-78	DIODE 1SS184		IC1014	8-759-424-25	IC MC74HC151FEL	
D1014	8-719-801-78	DIODE 1SS184		IC1015	8-759-424-37	IC MC74HC241AFEL	
D2001	8-719-820-05	DIODE 1SS181		IC1016	8-749-923-04	IC TOTX178 (MD/DAT OPTICAL OUT)	
D2002	8-719-820-05	DIODE 1SS181		IC1017	8-759-243-21	IC TC7SU04F-TE85L	
D3001	8-719-801-78	DIODE 1SS184		IC1018	8-749-923-05	IC TORX178A	
D3002	8-719-801-78	DIODE 1SS184		IC1019	8-759-557-25	IC CS8414-CSR	
D3003	8-719-801-78	DIODE 1SS184		IC1020	8-759-525-10	IC TC7SET08F(TE85L)	
D3004	8-719-820-05	DIODE 1SS181		IC1021	8-759-243-21	IC TC7SU04F-TE85L	
D3005	8-719-801-78	DIODE 1SS184		IC1022	8-759-242-70	IC TC7WU04F	
< FERRITE BEAD >				IC1023	8-759-367-69	IC MC74HC74AFL	
FB1001	1-410-397-21	FERRITE BEAD INDUCTOR		IC1024	8-759-636-55	IC M5218AFP	
FB1002	1-410-397-21	FERRITE BEAD INDUCTOR		IC1025	8-759-243-19	IC TC7SU04F	
FB1003	1-410-397-21	FERRITE BEAD INDUCTOR		IC1026	8-759-456-86	IC TC7SH14F	
FB1004	1-410-397-21	FERRITE BEAD INDUCTOR		IC1027	8-759-456-86	IC TC7SH14F	
FB1005	1-410-397-21	FERRITE BEAD INDUCTOR		IC1028	8-759-456-86	IC TC7SH14F	
FB1006	1-410-397-21	FERRITE BEAD INDUCTOR		IC1051	8-759-175-30	IC NJM78L12UA-TE1	
FB1007	1-410-397-21	FERRITE BEAD INDUCTOR		IC2001	8-759-424-65	IC MC74HC574AFEL	
FB1008	1-410-397-21	FERRITE BEAD INDUCTOR		IC2002	8-759-445-59	IC BA033T	
FB1009	1-410-397-21	FERRITE BEAD INDUCTOR		IC2003	8-759-445-59	IC BA033T	
FB1010	1-410-397-21	FERRITE BEAD INDUCTOR		IC2004	8-759-488-94	IC IDT71V256SA15Y-TL	
FB1011	1-410-397-21	FERRITE BEAD INDUCTOR		IC2005	8-752-391-87	IC CXD2712R	
FB1012	1-410-397-21	FERRITE BEAD INDUCTOR		IC2006	8-759-557-19	IC MC74VHC04MEL	
FB1013	1-410-397-21	FERRITE BEAD INDUCTOR		IC2007	8-759-482-20	IC IDT71V124S15Y-TL	
FB1101	1-500-245-11	INDUCTOR 0UH		IC2008	8-759-531-30	IC MC74LVX4245-DT	
FB1102	1-500-245-11	INDUCTOR 0UH		IC2009	8-752-391-87	IC CXD2712R	
FB2001	1-410-397-21	FERRITE BEAD INDUCTOR		IC2010	8-759-482-20	IC IDT71V124S15Y-TL	
FB2002	1-410-397-21	FERRITE BEAD INDUCTOR		IC2011	8-759-424-65	IC MC74HC574AFEL	
FB2003	1-500-230-21	INDUCTOR 0UH		IC2012	8-759-424-65	IC MC74HC574AFEL	
FB3001	1-500-230-21	INDUCTOR 0UH		IC2013	8-759-482-20	IC IDT71V124S15Y-TL	
FB4002	1-410-397-21	FERRITE BEAD INDUCTOR		IC2014	8-759-548-82	IC SN74LV541ANSR	
FB4004	1-410-397-21	FERRITE BEAD INDUCTOR		IC2015	8-759-525-00	IC CXD8751Q	

DIGITAL

Ref. No.	Part No.	Description	Remark
IC2016	8-759-557-26	IC ADSST-AC3-2500	
IC2017	8-759-456-86	IC TC7SH14F(TE85L)	
IC2018	8-759-082-59	IC TC7W32FU	
IC2019	8-759-082-59	IC TC7W32FU	
IC3001	8-759-424-13	IC MC74HC00AFEL	
IC3002	8-759-545-07	IC TMP87C447U	
IC3003	8-759-367-67	IC MC74HC14AFEL	
IC3004	8-759-557-35	IC M51943BML-600C	
IC3005	8-759-367-62	IC MC74HC157AFEL	
IC3006	8-759-561-42	IC MC74VHC573MEL	
IC3007	8-759-561-42	IC MC74VHC573MEL	
IC3008	8-759-557-27	IC HD64F2134FA20-CONT	
IC3009	8-759-567-61	IC MBM29F800BA-90PF-FJ-1	
IC3010	8-759-424-65	IC MC74HC574AFEL	
IC3011	8-759-424-65	IC MC74HC574AFEL	
IC3012	8-759-242-70	IC TC7WU04F	
IC3013	8-759-424-14	IC MC74HC02AFEL	
IC3014	8-759-367-70	IC MC74HC125AFEL	
IC3015	8-759-424-19	IC MC74HC126AFEL	
IC3016	8-759-242-70	IC TC7WU04F	
IC3017	8-759-367-70	IC MC74HC125AFEL	
IC3018	8-759-424-65	IC MC74HC574AFEL	
IC3019	8-759-424-65	IC MC74HC574AFEL	
IC3020	8-759-367-70	IC MC74HC125AFEL	
IC3021	8-759-478-92	IC TC7SET04FU(TE85R)	
IC4001	8-759-481-28	IC MSM9404BGS-BK	
IC4002	8-759-044-10	IC CXD2562Q	
IC4003	8-759-239-94	IC TC74HCT08AF	
IC4004	8-759-481-28	IC MSM9404BGS-BK	
IC4005	8-759-044-10	IC CXD2562Q	
IC4006	8-759-239-94	IC TC74HCT08AF	
IC4007	8-759-481-28	IC MSM9404BGS-BK	
IC4008	8-759-044-10	IC CXD2562Q	
IC4009	8-759-239-94	IC TC74HCT08AF	
IC4010	8-759-557-19	IC MC74VHCU04MEL	
IC4011	8-759-557-19	IC MC74VHCU04MEL	
IC4012	8-759-242-19	IC TC7SU04F	
IC4013	8-759-242-19	IC TC7SU04F	
IC4102	8-759-525-10	IC TC7SET08F	
IC4103	8-759-525-10	IC TC7SET08F	
IC4111	8-759-180-84	IC TC7W74F	
IC4112	8-759-180-84	IC TC7W74F	
IC4113	8-759-180-84	IC TC7W74F	
IC5001	8-759-371-51	IC CXA8042AS	
IC5002	8-759-711-82	IC NJM4580E	
IC5003	8-759-371-51	IC CXA8042AS	
IC5004	8-759-711-82	IC NJM4580E	
IC5005	8-759-369-74	IC NJM4556AM-TE2	
IC5006	8-759-231-53	IC TA7805S	
IC5007	8-759-371-51	IC CXA8042AS	
IC5008	8-759-711-82	IC NJM4580E	
IC5009	8-759-557-23	IC M62362P	
IC5010	8-759-371-51	IC CXA8042AS	
IC5011	8-759-711-82	IC NJM4580E	
IC5012	8-759-369-74	IC NJM4556AM-TE2	
IC5013	8-759-371-51	IC CXA8042AS	
IC5014	8-759-711-82	IC NJM4580E	

Ref. No.	Part No.	Description	Remark
IC5016	8-759-371-51	IC CXA8042AS	
IC5017	8-759-711-82	IC NJM4580E	
IC5018	8-759-369-74	IC NJM4556AM-TE2	
IC5019	8-759-557-23	IC M62362P	
< JACK >			
J1001	1-764-188-21	JACK (MONITOR CTRL-A1)	
J1002	1-563-330-11	JACK (S-LINK CTRL-A1)	
J1003	1-563-330-11	JACK (S-LINK CTRL-A1)	
J1004	1-764-116-51	PULG, (D) SUB CONNECTOR 9P (RS-232C)	
J1005	1-568-750-21	JACK, PIN (1P SHIELD TYPE)(LD COAXIAL IN)	
J1006	1-568-750-21	JACK, PIN (1P SHIELD TYPE)(DVD COAXIAL IN)	
J1007	1-568-750-21	JACK, PIN (1P SHIELD TYPE)(CD COAXIAL IN)	
J1008	1-568-750-31	JACK, PIN (1P SHIELD TYPE)(LD AC-3RF IN)	
J1009	1-764-188-21	JACK (ANALIZER MIC IN)	
< TRANSISTOR >			
Q1001	8-729-424-08	TRANSISTOR UN2111	
Q1002	8-729-230-49	TRANSISTOR 2SC2712-YG	
Q2002	8-729-230-49	TRANSISTOR 2SC2712-YG	
Q3001	8-729-421-22	TRANSISTOR UN2211	
Q3002	8-729-230-49	TRANSISTOR 2SC2712-YG	
Q3003	8-729-421-22	TRANSISTOR UN2211	
Q3004	8-729-216-22	TRANSISTOR 2SA1162-G	
Q3005	8-729-424-08	TRANSISTOR UN2111	
Q3006	8-729-230-49	TRANSISTOR 2SC2712-YG	
Q3007	8-729-230-49	TRANSISTOR 2SC2712-YG	
Q3008	8-729-424-08	TRANSISTOR UN2111	
Q3009	8-729-421-22	TRANSISTOR UN2211	
Q3010	8-729-421-22	TRANSISTOR UN2211	
Q3011	8-729-421-22	TRANSISTOR UN2211	
< RESISTOR >			
R1001	1-216-025-91	RES,CHIP 100 5% 1/10W	
R1002	1-216-049-91	RES,CHIP 1K 5% 1/10W	
R1004	1-216-073-00	METAL CHIP 10K 5% 1/10W	
R1005	1-216-025-91	RES,CHIP 100 5% 1/10W	
R1008	1-259-983-11	CARBON MELF 100 2% 1/8W	
R1009	1-259-983-11	CARBON MELF 100 2% 1/8W	
R1012	1-259-983-11	CARBON MELF 100 2% 1/8W	
R1013	1-259-983-11	CARBON MELF 100 2% 1/8W	
R1014	1-216-025-91	RES,CHIP 100 5% 1/10W	
R1020	1-216-022-00	METAL CHIP 75 5% 1/10W	
R1021	1-216-821-91	RES,CHIP 1K 5% 1/16W	
R1022	1-216-022-00	METAL CHIP 75 5% 1/10W	
R1023	1-216-833-91	METAL CHIP 10K 5% 1/10W	
R1024	1-216-821-91	RES,CHIP 1K 5% 1/16W	
R1025	1-216-022-00	METAL CHIP 75 5% 1/10W	
R1026	1-216-821-91	RES,CHIP 1K 5% 1/16W	
R1027	1-216-821-91	RES,CHIP 1K 5% 1/16W	
R1028	1-216-833-91	METAL CHIP 10K 5% 1/10W	
R1029	1-216-022-00	METAL CHIP 75 5% 1/10W	
R1030	1-216-022-00	METAL CHIP 75 5% 1/10W	
R1031	1-216-022-00	METAL CHIP 75 5% 1/10W	
R1032	1-216-821-91	RES,CHIP 1K 5% 1/16W	
R1033	1-216-049-91	RES,CHIP 1K 5% 1/10W	
R1034	1-216-809-11	METAL CHIP 100 5% 1/16W	
R1035	1-216-809-11	METAL CHIP 100 5% 1/16W	

Ref. No.	Part No.	Description	Remark	Ref. No.	Part No.	Description	Remark
R1036	1-216-809-11	METAL CHIP	100 5% 1/16W	R2054	1-216-809-11	METAL CHIP	100 5% 1/16W
R1037	1-216-809-11	METAL CHIP	100 5% 1/16W	R2056	1-216-809-11	METAL CHIP	100 5% 1/16W
R1038	1-216-821-91	RES,CHIP	1K 5% 1/16W	R2058	1-216-809-11	METAL CHIP	100 5% 1/16W
R1039	1-216-809-11	METAL CHIP	100 5% 1/16W	R2060	1-216-809-11	METAL CHIP	100 5% 1/16W
R1040	1-216-821-91	RES,CHIP	1K 5% 1/16W	R2061	1-216-833-11	METAL CHIP	10K 5% 1/16W
R1041	1-216-022-00	METAL CHIP	75 5% 1/10W	R2062	1-216-833-11	METAL CHIP	10K 5% 1/16W
R1042	1-414-227-11	INDUCTOR,FERRITE BEAD		R2063	1-216-073-00	METAL CHIP	10K 5% 1/10W
R1043	11-414-227-11	INDUCTOR,FERRITE BEAD		R2072	1-216-833-11	METAL CHIP	10K 5% 1/16W
R1044	1-216-833-91	METAL CHIP	10K 5% 1/10W	R2073	1-216-833-11	METAL CHIP	10K 5% 1/16W
R1045	1-216-022-00	METAL CHIP	75 5% 1/10W	R2074	1-216-833-11	METAL CHIP	10K 5% 1/16W
R1046	1-216-041-00	RES,CHIP	470 5% 1/10W	R2075	1-216-833-11	METAL CHIP	10K 5% 1/16W
R1047	1-216-809-11	METAL CHIP	100 5% 1/16W	R2076	1-216-833-11	METAL CHIP	10K 5% 1/16W
R1048	1-216-809-11	METAL CHIP	100 5% 1/16W	R2077	1-216-833-11	METAL CHIP	10K 5% 1/16W
R1049	1-216-073-00	RES,CHIP	10K 5% 1/10W	R2078	1-216-833-11	METAL CHIP	10K 5% 1/16W
R1051	1-216-821-11	RES,CHIP	1K 5% 1/10W	R2079	1-216-833-11	METAL CHIP	10K 5% 1/16W
R1052	1-216-809-11	METAL CHIP	100 5% 1/16W	R2080	1-216-833-11	METAL CHIP	10K 5% 1/16W
R1053	1-259-979-11	CARBON MELF	47 2% 1/8W	R2081	1-216-073-00	METAL CHIP	10K 5% 1/10W
R1054	1-259-979-11	CARBON MELF	47 2% 1/8W	R2082	1-216-073-00	METAL CHIP	10K 5% 1/10W
R1055	1-216-069-00	METAL CHIP	6.8K 5% 1/10W	R2084	1-216-833-11	METAL CHIP	10K 5% 1/16W
R1056	1-259-979-11	CARBON MELF	47 2% 1/8W	R2085	1-414-227-11	INDUCTOR,FERRITE BEAD	
R1057	1-216-057-00	METAL CHIP	2.2K 5% 1/10W	R2086	1-216-809-11	METAL CHIP	100 5% 1/16W
R1058	1-216-057-00	METAL CHIP	2.2K 5% 1/10W	R2087	1-216-809-11	METAL CHIP	100 5% 1/16W
R1059	1-216-295-91	SHORT	0	R2088	1-216-809-11	METAL CHIP	100 5% 1/16W
R1060	1-216-295-91	SHORT	0	R2089	1-216-809-11	METAL CHIP	100 5% 1/16W
R1061	1-216-295-91	SHORT	0	R2090	1-216-809-11	METAL CHIP	100 5% 1/16W
R1062	1-216-065-91	RES,CHIP	4.7K 5% 1/10W	R2091	1-216-809-11	METAL CHIP	100 5% 1/16W
R1063	1-216-097-91	RES,CHIP	100K 5% 1/10W	R2092	1-216-833-11	METAL CHIP	10K 5% 1/16W
R1064	1-216-113-00	RES,CHIP	470K 5% 1/10W	R2093	1-216-833-11	METAL CHIP	10K 5% 1/16W
R1067	1-216-049-91	RES,CHIP	1K 5% 1/10W	R2094	1-216-833-11	METAL CHIP	10K 5% 1/16W
R1073	1-216-097-91	RES,CHIP	100K 5% 1/10W	R2095	1-216-833-11	METAL CHIP	10K 5% 1/16W
R1080	1-216-073-00	METAL CHIP	10K 5% 1/10W	R2096	1-216-833-11	METAL CHIP	10K 5% 1/16W
R1099	1-216-097-11	RES,CHIP	100K 5% 1/10W	R2097	1-216-833-11	METAL CHIP	10K 5% 1/16W
R1102	1-216-097-91	RES,CHIP	100K 5% 1/10W	R2098	1-216-833-11	METAL CHIP	10K 5% 1/16W
R2001	1-216-833-11	METAL CHIP	10K 5% 1/16W	R2099	1-216-833-11	METAL CHIP	10K 5% 1/16W
R2002	1-216-833-11	METAL CHIP	10K 5% 1/16W	R2100	1-216-833-11	METAL CHIP	10K 5% 1/16W
R2003	1-216-833-11	METAL CHIP	10K 5% 1/16W	R2101	1-216-833-11	METAL CHIP	10K 5% 1/16W
R2004	1-216-833-11	METAL CHIP	10K 5% 1/16W	R2102	1-216-809-11	METAL CHIP	100 5% 1/16W
R2005	1-216-833-11	METAL CHIP	10K 5% 1/16W	R2103	1-216-833-11	METAL CHIP	10K 5% 1/16W
R2006	1-216-833-11	METAL CHIP	10K 5% 1/16W	R2104	1-216-057-00	METAL CHIP	2.2K 5% 1/10W
R2007	1-216-833-11	METAL CHIP	10K 5% 1/16W	R2105	1-216-065-00	METAL CHIP	4.7K 5% 1/10W
R2008	1-216-833-11	METAL CHIP	10K 5% 1/16W	R2106	1-216-833-11	METAL CHIP	10K 5% 1/16W
R2009	1-216-864-11	METAL CHIP	0 5% 1/16W	R2109	1-216-833-11	METAL CHIP	10K 5% 1/16W
R2010	1-216-833-11	METAL CHIP	10K 5% 1/16W	R2110	1-216-833-11	METAL CHIP	10K 5% 1/16W
R2011	1-216-809-11	METAL CHIP	100 5% 1/16W	R2111	1-216-833-11	METAL CHIP	10K 5% 1/16W
R2012	1-216-809-11	METAL CHIP	100 5% 1/16W	R2112	1-216-833-11	METAL CHIP	10K 5% 1/16W
R2014	1-216-809-11	METAL CHIP	100 5% 1/16W	R2113	1-216-833-11	METAL CHIP	10K 5% 1/16W
R2015	1-216-809-11	METAL CHIP	100 5% 1/16W	R2114	1-216-833-11	METAL CHIP	10K 5% 1/16W
R2017	1-216-067-91	RES,CHIP	5.6K 5% 1/10W	R2115	1-216-833-11	METAL CHIP	10K 5% 1/16W
R2019	1-216-833-11	METAL CHIP	10K 5% 1/16W	R2116	1-216-833-11	METAL CHIP	10K 5% 1/16W
R2021	1-216-833-11	METAL CHIP	10K 5% 1/16W	R2117	1-216-833-11	METAL CHIP	10K 5% 1/16W
R2024	1-216-833-11	METAL CHIP	10K 5% 1/16W	R2118	1-216-833-11	METAL CHIP	10K 5% 1/16W
R2044	1-216-833-11	METAL CHIP	10K 5% 1/16W	R2119	1-216-833-11	METAL CHIP	10K 5% 1/16W
R2045	1-216-833-11	METAL CHIP	10K 5% 1/16W	R2120	1-216-809-11	METAL CHIP	100 5% 1/16W
R2046	1-216-833-11	METAL CHIP	10K 5% 1/16W	R2121	1-216-809-11	METAL CHIP	100 5% 1/16W
R2047	1-216-809-11	METAL CHIP	100 5% 1/16W	R2122	1-216-809-11	METAL CHIP	100 5% 1/16W
R2049	1-216-809-11	METAL CHIP	100 5% 1/16W	R2123	1-216-833-11	METAL CHIP	10K 5% 1/16W
				R2124	1-216-833-11	METAL CHIP	10K 5% 1/16W

DIGITAL

Ref. No.	Part No.	Description			Remark	Ref. No.	Part No.	Description			Remark
R2125	1-216-821-11	METAL CHIP	1K	5%	1/16W	R3036	1-216-833-11	METAL CHIP	10K	5%	1/16W
R2126	1-216-833-11	METAL CHIP	10K	5%	1/16W	R3037	1-216-833-11	METAL CHIP	10K	5%	1/16W
R2127	1-216-809-11	METAL CHIP	100	5%	1/16W	R3038	1-216-833-11	METAL CHIP	10K	5%	1/16W
R2128	1-216-809-11	METAL CHIP	100	5%	1/16W	R3039	1-216-073-00	METAL CHIP	10K	5%	1/10W
R2129	1-216-809-11	METAL CHIP	100	5%	1/16W	R3040	1-216-833-11	METAL CHIP	10K	5%	1/16W
R2130	1-216-833-11	METAL CHIP	10K	5%	1/16W	R3041	1-216-833-11	METAL CHIP	10K	5%	1/16W
R2131	1-216-833-11	METAL CHIP	10K	5%	1/16W	R3042	1-216-833-11	METAL CHIP	10K	5%	1/16W
R2132	1-216-833-11	METAL CHIP	10K	5%	1/16W	R3043	1-216-833-11	METAL CHIP	10K	5%	1/16W
R2133	1-216-833-11	METAL CHIP	10K	5%	1/16W	R3044	1-216-833-11	METAL CHIP	10K	5%	1/16W
R2134	1-216-833-11	METAL CHIP	10K	5%	1/16W	R3045	1-216-073-00	METAL CHIP	10K	5%	1/10W
R2135	1-216-833-11	METAL CHIP	10K	5%	1/16W	R3046	1-216-073-00	METAL CHIP	10K	5%	1/10W
R2136	1-216-833-11	METAL CHIP	10K	5%	1/16W	R3047	1-216-833-11	METAL CHIP	10K	5%	1/16W
R2137	1-216-833-11	METAL CHIP	10K	5%	1/16W	R3048	1-216-073-00	METAL CHIP	10K	5%	1/10W
R2138	1-216-833-11	METAL CHIP	10K	5%	1/16W	R3049	1-216-833-11	METAL CHIP	10K	5%	1/16W
R2139	1-216-833-11	METAL CHIP	10K	5%	1/16W	R3050	1-216-833-11	METAL CHIP	10K	5%	1/16W
R2140	1-216-833-11	METAL CHIP	10K	5%	1/16W	R3051	1-216-833-11	METAL CHIP	10K	5%	1/16W
R2141	1-216-073-00	METAL CHIP	10K	5%	1/10W	R3052	1-216-833-11	METAL CHIP	10K	5%	1/16W
R2142	1-216-073-00	METAL CHIP	10K	5%	1/10W	R3053	1-216-833-11	METAL CHIP	10K	5%	1/16W
R2143	1-216-833-11	METAL CHIP	10K	5%	1/16W	R3054	1-216-833-11	METAL CHIP	10K	5%	1/16W
R2144	1-216-833-11	METAL CHIP	10K	5%	1/16W	R3055	1-216-833-11	METAL CHIP	10K	5%	1/16W
R2145	1-216-833-11	METAL CHIP	10K	5%	1/16W	R3056	1-216-809-11	METAL CHIP	100	5%	1/16W
R3001	1-216-845-11	METAL CHIP	100K	5%	1/16W	R3057	1-216-809-11	METAL CHIP	100	5%	1/16W
R3002	1-216-833-11	METAL CHIP	10K	5%	1/16W	R3058	1-216-809-11	METAL CHIP	100	5%	1/16W
R3003	1-216-833-11	METAL CHIP	10K	5%	1/16W	R3059	1-216-809-11	METAL CHIP	100	5%	1/16W
R3004	1-216-833-11	METAL CHIP	10K	5%	1/16W	R3060	1-216-809-11	METAL CHIP	100	5%	1/16W
R3005	1-216-057-00	METAL CHIP	2.2K	5%	1/10W	R3061	1-216-809-11	METAL CHIP	100	5%	1/16W
R3006	1-216-017-91	RES,CHIP	47	5%	1/10W	R3062	1-216-809-11	METAL CHIP	100	5%	1/16W
R3007	1-216-037-00	METAL CHIP	330	5%	1/10W	R3063	1-216-809-11	METAL CHIP	100	5%	1/16W
R3008	1-216-833-11	METAL CHIP	10K	5%	1/16W	R3064	1-216-809-11	METAL CHIP	100	5%	1/16W
R3009	1-216-017-91	RES,CHIP	47	5%	1/10W	R3065	1-216-809-11	METAL CHIP	100	5%	1/16W
R3010	1-216-833-11	METAL CHIP	10K	5%	1/16W	R3066	1-216-809-11	METAL CHIP	100	5%	1/16W
R3011	1-216-833-11	METAL CHIP	10K	5%	1/16W	R3067	1-216-809-11	METAL CHIP	100	5%	1/16W
R3012	1-216-065-91	RES,CHIP	4.7K	5%	1/10W	R3068	1-216-809-11	METAL CHIP	100	5%	1/16W
R3013	1-216-797-91	METAL CHIP	10	5%	1/16W	R3069	1-216-809-11	METAL CHIP	100	5%	1/16W
R3014	1-216-833-11	METAL CHIP	10K	5%	1/16W	R3070	1-216-809-11	METAL CHIP	100	5%	1/16W
R3015	1-216-833-11	METAL CHIP	10K	5%	1/16W	R3071	1-216-809-11	METAL CHIP	100	5%	1/16W
R3016	1-216-121-91	RES,CHIP	1M	5%	1/10W	R3072	1-216-809-11	METAL CHIP	100	5%	1/16W
R3017	1-216-833-11	METAL CHIP	10K	5%	1/16W	R3073	1-216-809-11	METAL CHIP	100	5%	1/16W
R3018	1-216-065-91	RES,CHIP	4.7K	5%	1/10W	R3074	1-216-809-11	METAL CHIP	100	5%	1/16W
R3019	1-216-073-00	METAL CHIP	10K	5%	1/10W	R3075	1-216-809-11	METAL CHIP	100	5%	1/16W
R3020	1-216-073-00	METAL CHIP	10K	5%	1/16W (US,CND) (EXCEPT US,CND)	R3076	1-216-809-11	METAL CHIP	100	5%	1/16W
R3021	1-216-833-11	METAL CHIP	10K	5%	1/16W	R3077	1-216-809-11	METAL CHIP	100	5%	1/16W
R3022	1-216-805-91	RES,CHIP	47	5%	1/16W	R3078	1-216-809-11	METAL CHIP	100	5%	1/16W
R3023	1-216-805-91	RES,CHIP	47	5%	1/16W	R3079	1-216-809-11	METAL CHIP	100	5%	1/16W
R3025	1-216-833-11	METAL CHIP	10K	5%	1/16W	R3088	1-216-833-11	METAL CHIP	10K	5%	1/16W
R3026	1-216-833-11	METAL CHIP	10K	5%	1/16W	R3089	1-216-833-11	METAL CHIP	10K	5%	1/16W
R3027	1-216-833-11	METAL CHIP	10K	5%	1/16W	R3090	1-216-833-11	METAL CHIP	10K	5%	1/16W
R3028	1-216-833-11	METAL CHIP	10K	5%	1/16W	R3091	1-216-833-11	METAL CHIP	10K	5%	1/16W
R3029	1-216-833-11	METAL CHIP	10K	5%	1/16W	R3092	1-216-097-91	RES,CHIP	100K	5%	1/10W
R3030	1-216-833-11	METAL CHIP	10K	5%	1/16W	R3093	1-216-097-91	RES,CHIP	100K	5%	1/10W
R3031	1-216-073-00	RES,CHIP	10K	5%	1/10W	R3094	1-216-073-00	METAL CHIP	10K	5%	1/10W
R3032	1-216-833-11	METAL CHIP	10K	5%	1/16W	R3095	1-216-073-00	METAL CHIP	10K	5%	1/10W
R3033	1-216-833-11	METAL CHIP	10K	5%	1/16W	R3096	1-216-073-00	METAL CHIP	10K	5%	1/10W
R3034	1-216-833-11	METAL CHIP	10K	5%	1/16W	R3097	1-216-073-00	METAL CHIP	10K	5%	1/10W
R3035	1-216-073-00	METAL CHIP	10K	5%	1/10W	R3098	1-216-073-00	METAL CHIP	10K	5%	1/10W
						R3099	1-216-073-00	METAL CHIP	10K	5%	1/10W
						R3100	1-216-073-00	METAL CHIP	10K	5%	1/10W

Ref. No.	Part No.	Description				Remark	Ref. No.	Part No.	Description				Remark
R3101	1-216-073-00	METAL CHIP	10K	5%	1/10W		R4030	1-216-025-91	RES,CHIP	100	5%	1/10W	
R3102	1-216-073-00	METAL CHIP	10K	5%	1/10W		R4031	1-216-073-00	METAL CHIP	10K	5%	1/10W	
R3103	1-216-073-00	METAL CHIP	10K	5%	1/10W		R4032	1-216-809-11	METAL CHIP	100	5%	1/16W	
R3104	1-216-073-00	METAL CHIP	10K	5%	1/10W		R4033	1-216-809-11	METAL CHIP	100	5%	1/16W	
R3105	1-216-073-00	METAL CHIP	10K	5%	1/10W		R4034	1-216-809-11	METAL CHIP	100	5%	1/16W	
R3106	1-216-073-00	METAL CHIP	10K	5%	1/10W		R4035	1-216-809-11	METAL CHIP	100	5%	1/16W	
R3107	1-216-073-00	METAL CHIP	10K	5%	1/10W		R4036	1-216-037-00	METAL CHIP	330	5%	1/10W	
R3108	1-216-073-00	METAL CHIP	10K	5%	1/10W		R4037	1-216-037-00	METAL CHIP	330	5%	1/10W	
R3109	1-216-833-11	METAL CHIP	10K	5%	1/16W		R4038	1-216-037-00	METAL CHIP	330	5%	1/10W	
					(EXCEPT US,CND)		R4039	1-216-037-00	METAL CHIP	330	5%	1/10W	
R3110	1-216-833-11	METAL CHIP	10K	5%	1/16W	(US,CND)	R4040	1-216-809-11	METAL CHIP	100	5%	1/16W	
							R4041	1-216-809-11	METAL CHIP	100	5%	1/16W	
R3111	1-216-833-11	METAL CHIP	10K	5%	1/16W		R4042	1-216-037-00	METAL CHIP	330	5%	1/10W	
R3112	1-216-833-11	METAL CHIP	10K	5%	1/16W		R4043	1-216-037-00	METAL CHIP	330	5%	1/10W	
R3113	1-216-833-11	METAL CHIP	10K	5%	1/16W		R4044	1-216-073-00	METAL CHIP	10K	5%	1/10W	
R3114	1-216-833-11	METAL CHIP	10K	5%	1/16W								
R3115	1-216-833-11	METAL CHIP	10K	5%	1/16W		R4045	1-216-073-00	METAL CHIP	10K	5%	1/10W	
							R4046	1-216-037-00	METAL CHIP	330	5%	1/10W	
R3116	1-216-821-11	METAL CHIP	1K	5%	1/16W		R4047	1-216-037-00	METAL CHIP	330	5%	1/10W	
R3117	1-216-833-11	METAL CHIP	10K	5%	1/16W		R4048	1-216-033-00	METAL CHIP	220	5%	1/10W	
R3118	1-216-809-11	METAL CHIP	100	5%	1/16W		R4049	1-216-025-91	RES,CHIP	100	5%	1/10W	
R3119	1-216-809-11	METAL CHIP	100	5%	1/16W								
R3120	1-216-833-11	METAL CHIP	10K	5%	1/16W		R4050	1-216-073-00	METAL CHIP	10K	5%	1/10W	
							R4051	1-216-809-11	METAL CHIP	100	5%	1/16W	
R3121	1-216-833-11	METAL CHIP	10K	5%	1/16W		R4052	1-216-809-11	METAL CHIP	100	5%	1/16W	
R3122	1-216-833-11	METAL CHIP	10K	5%	1/16W		R4053	1-216-809-11	METAL CHIP	100	5%	1/16W	
R3123	1-216-833-11	METAL CHIP	10K	5%	1/16W		R4054	1-216-809-11	METAL CHIP	100	5%	1/16W	
R3124	1-216-833-11	METAL CHIP	10K	5%	1/16W								
R3125	1-216-833-11	METAL CHIP	10K	5%	1/16W		R4055	1-414-227-11	INDUCTOR, FERRITE BEAD				
							R4056	1-216-037-00	METAL CHIP	330	5%	1/10W	
R3127	1-216-833-11	METAL CHIP	10K	5%	1/16W		R4057	1-216-809-11	METAL CHIP	100	5%	1/16W	
R4001	1-414-232-11	INDUCTOR, FERRITE BEAD					R4058	1-216-037-00	METAL CHIP	330	5%	1/10W	
R4002	1-216-025-91	METAL CHIP	100	5%	1/10W		R4059	1-216-809-11	METAL CHIP	100	5%	1/16W	
R4003	1-216-025-91	METAL CHIP	100	5%	1/10W								
R4004	1-216-037-00	METAL CHIP	330	5%	1/10W		R4060	1-216-037-00	METAL CHIP	330	5%	1/10W	
							R4061	1-216-037-00	METAL CHIP	330	5%	1/10W	
R4005	1-216-037-00	METAL CHIP	330	5%	1/10W		R4062	1-216-809-11	METAL CHIP	100	5%	1/16W	
R4006	1-216-833-91	METAL CHIP	10K	5%	1/10W		R4063	1-216-809-11	METAL CHIP	100	5%	1/16W	
R4007	1-216-833-91	METAL CHIP	10K	5%	1/10W		R4064	1-216-809-11	METAL CHIP	100	5%	1/16W	
R4008	1-216-037-00	METAL CHIP	330	5%	1/10W								
R4009	1-216-037-00	METAL CHIP	330	5%	1/10W		R4065	1-216-809-11	METAL CHIP	100	5%	1/16W	
							R4067	1-216-809-11	METAL CHIP	100	5%	1/16W	
R4010	1-216-033-00	METAL CHIP	220	5%	1/10W		R5001	1-259-971-11	CARBON MELF	10	2%	1/8W	
R4011	1-216-025-91	RES,CHIP	100	5%	1/10W		R5002	1-259-971-11	CARBON MELF	10	2%	1/8W	
R4012	1-216-073-00	METAL CHIP	10K	5%	1/10W		R5003	1-259-976-11	CARBON MELF	27	2%	1/8W	
R4013	1-216-809-11	METAL CHIP	100	5%	1/16W								
R4014	1-216-809-11	METAL CHIP	100	5%	1/16W		R5004	1-259-971-11	CARBON MELF	10	2%	1/8W	
							R5005	1-259-971-11	CARBON MELF	10	2%	1/8W	
R4015	1-216-809-11	METAL CHIP	100	5%	1/16W		R5006	1-259-971-11	CARBON MELF	10	2%	1/8W	
R4016	1-216-809-11	METAL CHIP	100	5%	1/16W		R5007	1-259-971-11	CARBON MELF	10	2%	1/8W	
R4017	1-216-037-00	METAL CHIP	330	5%	1/10W		R5008	1-259-988-11	CARBON MELF	270	2%	1/8W	
R4018	1-216-037-00	METAL CHIP	330	5%	1/10W								
R4019	1-216-037-00	METAL CHIP	330	5%	1/10W		R5009	1-259-983-11	CARBON MELF	100	2%	1/8W	
							R5010	1-259-992-11	CARBON MELF	560	2%	1/8W	
R4020	1-216-037-00	METAL CHIP	330	5%	1/10W		R5011	1-259-999-11	CARBON MELF	2.2K	2%	1/8W	
R4021	1-216-809-11	METAL CHIP	100	5%	1/16W		R5012	1-259-988-11	CARBON MELF	270	2%	1/8W	
R4022	1-216-809-11	METAL CHIP	100	5%	1/16W		R5013	1-259-983-11	CARBON MELF	100	2%	1/8W	
R4023	1-216-037-00	METAL CHIP	330	5%	1/10W								
R4024	1-216-037-00	METAL CHIP	330	5%	1/10W		R5014	1-259-976-11	CARBON MELF	27	2%	1/8W	
							R5015	1-259-971-11	CARBON MELF	10	2%	1/8W	
R4025	1-216-073-00	METAL CHIP	10K	5%	1/10W		R5016	1-259-971-11	CARBON MELF	10	2%	1/8W	
R4026	1-216-073-00	METAL CHIP	10K	5%	1/10W		R5017	1-259-976-11	CARBON MELF	27	2%	1/8W	
R4027	1-216-037-00	METAL CHIP	330	5%	1/10W		R5018	1-259-971-11	CARBON MELF	10	2%	1/8W	
R4028	1-216-037-00	METAL CHIP	330	5%	1/10W								
R4029	1-216-033-00	METAL CHIP	220	5%	1/10W		R5019	1-259-971-11	CARBON MELF	10	2%	1/8W	
							R5020	1-259-995-11	CARBON MELF	1K	2%	1/8W	

DIGITAL

DISPLAY

Ref. No.	Part No.	Description			Remark
R5021	1-259-971-11	CARBON MELF	10	2%	1/8W
R5022	1-259-971-11	CARBON MELF	10	2%	1/8W
R5023	1-259-988-11	CARBON MELF	270	2%	1/8W
R5024	1-259-983-11	CARBON MELF	100	2%	1/8W
R5025	1-259-992-11	CARBON MELF	560	2%	1/8W
R5026	1-259-999-11	CARBON MELF	2.2K	2%	1/8W
R5027	1-259-995-11	CARBON MELF	1K	2%	1/8W
R5028	1-259-988-11	CARBON MELF	270	2%	1/8W
R5029	1-259-983-11	CARBON MELF	100	2%	1/8W
R5030	1-259-976-11	CARBON MELF	27	2%	1/8W
R5031	1-259-971-11	CARBON MELF	10	2%	1/8W
R5032	1-259-971-11	CARBON MELF	10	2%	1/8W
R5033	1-259-976-11	CARBON MELF	27	2%	1/8W
R5034	1-259-971-11	CARBON MELF	10	2%	1/8W
R5035	1-259-971-11	CARBON MELF	10	2%	1/8W
R5036	1-259-971-11	CARBON MELF	10	2%	1/8W
R5037	1-259-971-11	CARBON MELF	10	2%	1/8W
R5038	1-259-988-11	CARBON MELF	270	2%	1/8W
R5039	1-259-983-11	CARBON MELF	100	2%	1/8W
R5040	1-259-992-11	CARBON MELF	560	2%	1/8W
R5041	1-259-999-11	CARBON MELF	2.2K	2%	1/8W
R5042	1-259-988-11	CARBON MELF	270	2%	1/8W
R5043	1-259-983-11	CARBON MELF	100	2%	1/8W
R5044	1-259-976-11	CARBON MELF	27	2%	1/8W
R5045	1-259-971-11	CARBON MELF	10	2%	1/8W
R5046	1-259-971-11	CARBON MELF	10	2%	1/8W
R5047	1-259-976-11	CARBON MELF	27	2%	1/8W
R5048	1-259-971-11	CARBON MELF	10	2%	1/8W
R5049	1-259-971-11	CARBON MELF	10	2%	1/8W
R5050	1-259-995-11	CARBON MELF	1K	2%	1/8W
R5051	1-259-971-11	CARBON MELF	10	2%	1/8W
R5052	1-259-971-11	CARBON MELF	10	2%	1/8W
R5053	1-259-988-11	CARBON MELF	270	2%	1/8W
R5054	1-259-983-11	CARBON MELF	100	2%	1/8W
R5055	1-259-992-11	CARBON MELF	560	2%	1/8W
R5056	1-259-999-11	CARBON MELF	2.2K	2%	1/8W
R5057	1-259-995-11	CARBON MELF	1K	2%	1/8W
R5058	1-259-988-11	CARBON MELF	270	2%	1/8W
R5059	1-259-983-11	CARBON MELF	100	2%	1/8W
R5060	1-259-976-11	CARBON MELF	27	2%	1/8W
R5061	1-259-971-11	CARBON MELF	10	2%	1/8W
R5062	1-259-971-11	CARBON MELF	10	2%	1/8W
R5063	1-259-976-11	CARBON MELF	27	2%	1/8W
R5064	1-259-971-11	CARBON MELF	10	2%	1/8W
R5065	1-259-971-11	CARBON MELF	10	2%	1/8W
R5066	1-259-971-11	CARBON MELF	10	2%	1/8W
R5067	1-259-971-11	CARBON MELF	10	2%	1/8W
R5068	1-259-988-11	CARBON MELF	270	2%	1/8W
R5069	1-259-983-11	CARBON MELF	100	2%	1/8W
R5070	1-259-992-11	CARBON MELF	560	2%	1/8W
R5071	1-259-999-11	CARBON MELF	2.2K	2%	1/8W
R5072	1-259-988-11	CARBON MELF	270	2%	1/8W
R5073	1-259-983-11	CARBON MELF	100	2%	1/8W
R5074	1-259-976-11	CARBON MELF	27	2%	1/8W
R5075	1-259-971-11	CARBON MELF	10	2%	1/8W
R5076	1-259-971-11	CARBON MELF	10	2%	1/8W
R5077	1-259-976-11	CARBON MELF	27	2%	1/8W

Ref. No.	Part No.	Description			Remark
R5078	1-259-971-11	CARBON MELF	10	2%	1/8W
R5079	1-259-971-11	CARBON MELF	10	2%	1/8W
R5080	1-259-995-11	CARBON MELF	1K	2%	1/8W
R5081	1-259-971-11	CARBON MELF	10	2%	1/8W
R5082	1-259-971-11	CARBON MELF	10	2%	1/8W
R5083	1-259-988-11	CARBON MELF	270	2%	1/8W
R5084	1-259-983-11	CARBON MELF	100	2%	1/8W
R5085	1-259-992-11	CARBON MELF	560	2%	1/8W
R5086	1-259-999-11	CARBON MELF	2.2K	2%	1/8W
R5087	1-259-995-11	CARBON MELF	1K	2%	1/8W
R5088	1-259-988-11	CARBON MELF	270	2%	1/8W
R5089	1-259-983-11	CARBON MELF	100	2%	1/8W
R5090	1-259-976-11	CARBON MELF	27	2%	1/8W
< VIBRATOR >					
X2001	1-767-326-21	OSCILLATOR, CRYSTAL (40MHz)			
X3001	1-767-938-21	VIBRATOR, CERAMIC (7.28MHz)			
X3002	1-781-088-21	VIBRATOR, CERAMIC (20MHz)			

*	A-4417-086-A	DISPLAY BOARD, COMPLETE			

< CAPACITOR >					
C902	1-163-021-91	CERAMIC CHIP	0.01uF	10%	50V
C903	1-163-021-91	CERAMIC CHIP	0.01uF	10%	50V
C904	1-164-004-11	CERAMIC CHIP	0.1uF	10%	25V
C905	1-164-004-11	CERAMIC CHIP	0.1uF	10%	25V
C906	1-164-004-11	CERAMIC CHIP	0.1uF	10%	25V
C907	1-164-004-11	CERAMIC CHIP	0.1uF	10%	25V
C908	1-104-664-11	ELECT	47uF	20%	25V
C909	1-164-004-11	CERAMIC CHIP	0.1uF	10%	25V
C910	1-164-004-11	CERAMIC CHIP	0.1uF	10%	25V
C911	1-164-505-11	CERAMIC CHIP	2.2uF	10%	16V
C912	1-126-964-11	ELECT	10uF	20%	50V
C913	1-126-964-11	ELECT	10uF	20%	50V
C915	1-164-004-11	CERAMIC CHIP	0.1uF	10%	25V
C916	1-164-004-11	CERAMIC CHIP	0.1uF	10%	25V
C917	1-163-117-00	CERAMIC CHIP	100PF	5%	50V
C918	1-163-117-00	CERAMIC CHIP	100PF	5%	50V
C919	1-163-117-00	CERAMIC CHIP	100PF	5%	50V
C920	1-163-117-00	CERAMIC CHIP	100PF	5%	50V
C921	1-163-021-91	CERAMIC CHIP	0.01uF	10%	50V
C922	1-164-004-11	CERAMIC CHIP	0.1uF	10%	25V
C923	1-126-964-11	CERAMIC CHIP	10uF	20%	50V
C931	1-163-021-91	CERAMIC CHIP	0.01uF	10%	50V
< CONNECTOR >					
CN901	1-506-468-11	PIN, CONNECTOR 3P			
CN902	1-506-468-11	PIN, CONNECTOR 3P			
* CN903	1-568-839-11	SOCKET, CONNECTOR 23P			
< DIODE >					
D901	8-719-057-29	DIODE SML78423C-TP15 (VIDEO 1)			
D902	8-719-057-29	DIODE SML78423C-TP15 (VIDEO 2)			
D903	8-719-057-29	DIODE SML78423C-TP15 (VIDEO 3)			

Ref. No.	Part No.	Description	Remark	Ref. No.	Part No.	Description	Remark
D904	8-719-057-29	DIODE SML78423C-TP15 (LD)		Q911	8-729-424-08	TRANSISTOR UN2111	
D905	8-719-057-29	DIODE SML78423C-TP15 (DVD)		Q912	8-729-424-08	TRANSISTOR UN2111	
				Q913	8-729-424-08	TRANSISTOR UN2111	
D906	8-719-057-29	DIODE SML78423C-TP15 (TV)		Q914	8-729-424-08	TRANSISTOR UN2111	
D907	8-719-313-45	DIODE SEL6810A-TH10 (TAPE)		Q915	8-729-424-08	TRANSISTOR UN2111	
D908	8-719-313-45	DIODE SEL6810A-TH10 (MD/DAT)					
D909	8-719-313-45	DIODE SEL6810A-TH10 (CD)		Q916	8-729-424-08	TRANSISTOR UN2111	
D910	8-719-313-45	DIODE SEL6810A-TH10 (TUNER)		Q917	8-729-424-08	TRANSISTOR UN2111	
				Q918	8-729-216-22	TRANSISTOR 2SA1162-G	
D911	8-719-313-45	DIODE SEL6810A-TH10 (PHONO)		Q919	8-729-216-22	TRANSISTOR 2SA1162-G	
D912	8-719-313-45	DIODE SEL6810A-TH10 (SP SETUP)		Q920	8-729-216-22	TRANSISTOR 2SA1162-G	
D913	8-719-313-45	DIODE SEL6810A-TH10 (EQ)					
D914	8-719-313-45	DIODE SEL6810A-TH10 (SURR)		Q921	8-729-216-22	TRANSISTOR 2SA1162-G	
D915	8-719-313-45	DIODE SEL6810A-TH10 (LEVEL)		Q927	8-729-010-35	TRANSISTOR MSD602-RT1	
				Q928	8-729-421-22	TRANSISTOR UN2211	
D916	8-719-313-45	DIODE SEL6810A-TH10 (CUSTOM)					
D917	8-719-105-82	DIODE RD5.1M-B2				< RESISTOR >	
D924	8-719-016-74	DIODE 1SS352					
D925	8-719-200-02	DIODE 10E-2		R879	1-216-025-91	RES,CHIP 100 5%	1/10W
D935	8-719-016-74	DIODE 1SS352		R890	1-216-073-91	RES,CHIP 10K 5%	1/10W
				R891	1-216-067-00	METAL CHIP 5.6K 5%	1/10W
		< FLUORESCENT INDICATOR >		R892	1-216-081-00	METAL CHIP 22K 5%	1/10W
FL901	1-517-781-11	INDICATOR TUBE, FLUORESCENT		R893	1-216-081-00	METAL CHIP 22K 5%	1/10W
		< IC >		R894	1-216-081-00	METAL CHIP 22K 5%	1/10W
IC901	8-759-557-28	IC HD64F2134FA20-DIST		R895	1-216-081-00	METAL CHIP 22K 5%	1/10W
IC902	8-759-075-35	IC TD62C950RF		R896	1-216-065-91	RES,CHIP 4.7K 5%	1/10W
IC903	8-759-999-53	IC MSC1164GS-K		R897	1-216-065-91	RES,CHIP 4.7K 5%	1/10W
IC904	8-759-962-08	IC BA6208		R898	1-216-065-91	RES,CHIP 4.7K 5%	1/10W
IC905	8-759-385-35	IC BR93LC66RF					
				R899	1-216-065-91	RES,CHIP 4.7K 5%	1/10W
IC906	8-759-032-59	IC MC74HC595AF		R900	1-216-025-91	RES,CHIP 100 5%	1/10W
IC907	8-759-032-59	IC MC74HC595AF		R901	1-216-041-00	METAL CHIP 470 5%	1/10W
IC909	8-759-242-70	IC TC7WU04F		R902	1-216-073-00	METAL CHIP 10K 5%	1/10W
IC910	8-759-242-70	IC TC7WU04F		R903	1-216-033-00	METAL CHIP 220 5%	1/10W
		< JUMPER RESISTOR >		R904	1-216-073-00	METAL CHIP 10K 5%	1/10W
JR901	1-216-296-91	SHORT 0		R905	1-216-073-00	METAL CHIP 10K 5%	1/10W
JR902	1-216-296-91	SHORT 0		R906	1-216-073-00	METAL CHIP 10K 5%	1/10W
JR903	1-216-296-91	SHORT 0		R907	1-216-073-00	METAL CHIP 10K 5%	1/10W
JR904	1-216-296-91	SHORT 0		R908	1-216-073-00	METAL CHIP 10K 5%	1/10W
JR905	1-216-296-91	SHORT 0					
				R909	1-216-073-00	METAL CHIP 10K 5%	1/10W
JR906	1-216-296-91	SHORT 0		R910	1-216-073-00	METAL CHIP 10K 5%	1/10W
JR907	1-216-295-91	SHORT 0		R911	1-216-025-91	RES,CHIP 100 5%	1/10W
JR908	1-216-295-91	SHORT 0		R912	1-216-025-91	RES,CHIP 100 5%	1/10W
JR909	1-216-296-91	SHORT 0		R913	1-216-073-00	METAL CHIP 10K 5%	1/10W
JR910	1-216-296-91	SHORT 0					
				R914	1-216-073-00	METAL CHIP 10K 5%	1/10W
JR911	1-216-296-91	SHORT 0		R915	1-216-121-91	RES,CHIP 1M 5%	1/10W
				R916	1-216-073-00	METAL CHIP 10K 5%	1/10W
				R917	1-216-073-00	METAL CHIP 10K 5%	1/10W
				R918	1-216-073-00	METAL CHIP 10K 5%	1/10W
		< TRANSISTOR >		R919	1-216-097-91	RES,CHIP 100K 5%	1/10W
Q901	8-729-424-08	TRANSISTOR UN2111		R920	1-216-073-00	METAL CHIP 10K 5%	1/10W
Q902	8-729-424-08	TRANSISTOR UN2111		R921	1-216-073-00	METAL CHIP 10K 5%	1/10W
Q903	8-729-424-08	TRANSISTOR UN2111		R922	1-216-073-00	METAL CHIP 10K 5%	1/10W
Q904	8-729-424-08	TRANSISTOR UN2111		R923	1-216-073-00	METAL CHIP 10K 5%	1/10W
Q905	8-729-424-08	TRANSISTOR UN2111					
				R924	1-216-073-00	METAL CHIP 10K 5%	1/10W
Q906	8-729-424-08	TRANSISTOR UN2111		R925	1-216-073-00	METAL CHIP 10K 5%	1/10W
Q907	8-729-424-08	TRANSISTOR UN2111		R926	1-216-073-00	METAL CHIP 10K 5%	1/10W
Q908	8-729-424-08	TRANSISTOR UN2111		R927	1-216-073-00	METAL CHIP 10K 5%	1/10W
Q909	8-729-424-08	TRANSISTOR UN2111		R928	1-216-073-00	METAL CHIP 10K 5%	1/10W
Q910	8-729-424-08	TRANSISTOR UN2111					
				R929	1-216-121-91	RES,CHIP 1M 5%	1/10W
				R930	1-216-037-00	METAL CHIP 330 5%	1/10W

DISPLAY	FUNCTION SW	HEADPHONE
----------------	--------------------	------------------

Ref. No.	Part No.	Description			Remark
R931	1-216-037-00	METAL CHIP	330	5%	1/10W
R932	1-216-029-00	METAL CHIP	150	5%	1/10W
R933	1-216-037-00	METAL CHIP	330	5%	1/10W
R934	1-216-029-00	METAL CHIP	150	5%	1/10W
R935	1-216-037-00	METAL CHIP	330	5%	1/10W
R936	1-216-295-91	SHORT	0		
R937	1-216-029-00	METAL CHIP	150	5%	1/10W
R938	1-216-037-00	METAL CHIP	330	5%	1/10W
R939	1-216-033-00	METAL CHIP	220	5%	1/10W
R940	1-216-029-00	METAL CHIP	150	5%	1/10W
R941	1-216-073-00	METAL CHIP	10K	5%	1/10W
R942	1-216-029-00	METAL CHIP	150	5%	1/10W
R943	1-216-033-00	METAL CHIP	220	5%	1/10W
R944	1-216-029-00	METAL CHIP	150	5%	1/10W
R945	1-216-073-00	METAL CHIP	10K	5%	1/10W
R946	1-216-033-00	METAL CHIP	220	5%	1/10W
R947	1-216-029-00	METAL CHIP	150	5%	1/10W
R948	1-216-073-00	METAL CHIP	10K	5%	1/10W
R949	1-216-029-00	METAL CHIP	150	5%	1/10W
R950	1-216-033-00	METAL CHIP	220	5%	1/10W
R951	1-216-029-00	METAL CHIP	150	5%	1/10W
R952	1-216-073-00	METAL CHIP	10K	5%	1/10W
R953	1-216-033-00	METAL CHIP	220	5%	1/10W
R954	1-216-029-00	METAL CHIP	150	5%	1/10W
R955	1-216-073-00	METAL CHIP	10K	5%	1/10W
R956	1-216-029-00	METAL CHIP	150	5%	1/10W
R957	1-216-033-00	METAL CHIP	220	5%	1/10W
R958	1-216-029-00	METAL CHIP	150	5%	1/10W
R959	1-216-067-00	METAL CHIP	5.6K	5%	1/10W
R960	1-216-073-00	METAL CHIP	10K	5%	1/10W
R961	1-216-073-00	METAL CHIP	10K	5%	1/10W
R962	1-216-067-00	METAL CHIP	5.6K	5%	1/10W
R963	1-216-033-00	METAL CHIP	220	5%	1/10W
R964	1-216-067-00	METAL CHIP	5.6K	5%	1/10W
R965	1-216-033-00	METAL CHIP	220	5%	1/10W
R966	1-216-196-00	RES,CHIP	820	5%	1/8W
R967	1-216-196-00	RES,CHIP	820	5%	1/8W
R968	1-216-033-00	METAL CHIP	220	5%	1/10W
R969	1-216-196-00	RES,CHIP	820	5%	1/8W
R970	1-216-196-00	RES,CHIP	820	5%	1/8W
R971	1-216-033-00	METAL CHIP	220	5%	1/10W
R972	1-216-033-00	METAL CHIP	220	5%	1/10W
R973	1-216-295-91	SHORT	0		
R974	1-216-025-91	RES,CHIP	100	5%	1/10W
R975	1-216-025-91	RES,CHIP	100	5%	1/10W
R976	1-216-025-91	RES,CHIP	100	5%	1/10W
R977	1-216-025-91	RES,CHIP	100	5%	1/10W
R978	1-216-025-91	RES,CHIP	100	5%	1/10W
R979	1-216-065-91	RES,CHIP	4.7K	5%	1/10W
R980	1-216-065-91	RES,CHIP	4.7K	5%	1/10W
R981	1-216-025-91	RES,CHIP	100	5%	1/10W
R982	1-216-025-91	RES,CHIP	100	5%	1/10W
R983	1-216-025-91	RES,CHIP	100	5%	1/10W
R984	1-216-025-91	RES,CHIP	100	5%	1/10W
R987	1-216-025-91	RES,CHIP	100	5%	1/10W
R988	1-216-025-91	RES,CHIP	100	5%	1/10W
R989	1-216-025-91	RES,CHIP	100	5%	1/10W

Ref. No.	Part No.	Description			Remark
R990	1-216-025-91	RES,CHIP	100	5%	1/10W
R991	1-216-025-91	RES,CHIP	100	5%	1/10W
R993	1-216-033-00	METAL CHIP	220	5%	1/10W
R994	1-216-025-91	RES,CHIP	100	5%	1/10W
R995	1-216-025-91	RES,CHIP	100	5%	1/10W
R997	1-216-025-91	RES,CHIP	100	5%	1/10W
R998	1-216-025-91	RES,CHIP	100	5%	1/10W
R999	1-216-025-91	RES,CHIP	100	5%	1/10W
< SWITCH >					
S901	1-570-101-11	SWITCH, KEY BOARD (EQUALIZER BANK)			
S902	1-570-101-11	SWITCH, KEY BOARD (AUTO FORMAT)			
S903	1-570-101-11	SWITCH, KEY BOARD (MODE -)			
S904	1-570-101-11	SWITCH, KEY BOARD (MODE +)			
S905	1-570-101-11	SWITCH, KEY BOARD (2CH)			
S906	1-570-101-11	SWITCH, KEY BOARD (AUDIO SPLIT)			
S907	1-570-101-11	SWITCH, KEY BOARD (MAIN MENU)			
S908	1-570-101-11	SWITCH, KEY BOARD (DIGITAL/ANALOG)			
S909	1-475-976-11	ENCODER, ROTARY (MENU)			
S911	1-475-976-11	ENCODER, ROTARY (+/-)			
< VIBRATOR >					
X901	1-781-088-11	VIBRATOR, CERAMIC (20MHz)			

*	1-671-194-11	FUNCTION SW BOARD			

< CONNECTOR >					
* CN953	1-568-943-11	PIN, CONNECTOR 5P			
< SWITCH >					
S910	1-572-095-21	SWITCH, ROTARY (INPUT SELECTOR)			

*	1-671-188-11	HEADPHONE BOARD			

< CAPACITOR >					
C951	1-163-141-91	CERAMIC CHIP	1000PF	5%	50V
C952	1-163-141-91	CERAMIC CHIP	1000PF	5%	50V
C955	1-163-141-91	CERAMIC CHIP	1000PF	5%	50V
C956	1-163-141-91	CERAMIC CHIP	1000PF	5%	50V
< CONNECTOR >					
* CN955	1-691-767-11	PLUG (MICRO CONNECTOR) 5P			
< FERRITE BEAD >					
FB951	1-500-245-11	FERRITE BEAD INDUCTOR			
FB952	1-500-245-11	FERRITE BEAD INDUCTOR			
< JACK >					
J955	1-778-870-11	JACK (PHONES)			

LUMINOUS

OUTLET

POWER

Ref. No.	Part No.	Description	Remark
*	1-671-190-11	LUMINOUS BOARD *****	
		< CONNECTOR >	
CN954	1-506-468-11	PIN, CONNECTOR 3P	
		< DIODE >	
D918	8-719-058-98	DIODE SID1003BQ-LF57 (CUSTOM)	
D919	8-719-058-98	DIODE SID1003BQ-LF57 (LEVEL)	
D920	8-719-058-98	DIODE SID1003BQ-LF57 (MODE +)	
D921	8-719-058-98	DIODE SID1003BQ-LF57 (MODE -)	
D922	8-719-058-98	DIODE SID1003BQ-LF57 (SP SET UP)	
		< RESISTOR >	
△ R992	1-215-857-11	METAL OXIDE 10 5% 1W F	

*	1-671-186-11	OUTLET BOARD *****	
		< CONNECTOR >	
CN004	1-564-321-00	PIN, CONNECTOR 2P	
CN005	1-506-468-11	PIN, CONNECTOR 3P	
		< DIODE >	
D001	8-719-016-74	DIODE 1SS352	
		< JACK >	
J001	1-251-718-11	OUTLET (2 GANG), AC (US,CND)	
J001	1-785-285-11	OUTLET, AC (1P)(EXCEPT US,CND)	
		< RELAY >	
△ RY001	1-755-018-11	RELAY	

*	A-4417-104-A	POWER BOARD, COMPLETE (US,CND) *****	
*	A-4417-110-A	POWER BOARD, COMPLETE (EXCEPT US,CND) *****	
*	1-535-303-00	WIRE, JUMPER	
	2-389-320-01	CUSHION	
	4-211-649-01	SCREW (+BV 3X6 B)	
	4-213-455-01	HEAT SINK	
	4-974-510-01	SCREW (+BV 3X8 B)	
*	4-990-797-01	HOLDER (FL)	
		< CAPACITOR >	
C101	1-163-141-00	CERAMIC CHIP 1000PF 5% 50V	
C106	1-163-141-00	CERAMIC CHIP 1000PF 5% 50V	
C107	1-163-141-00	CERAMIC CHIP 1000PF 5% 50V	
C110	1-164-004-11	CERAMIC CHIP 0.1uF 10% 25V	
C111	1-164-004-11	CERAMIC CHIP 0.1uF 10% 25V	
C112	1-126-960-11	ELECT 1uF 20% 50V	
C115	1-119-800-21	ELECT 100uF 20% 25V	

Ref. No.	Part No.	Description	Remark
C116	1-164-004-11	CERAMIC CHIP 0.1uF 10% 25V	
C117	1-163-093-00	CERAMIC CHIP 10PF 5% 50V	
C118	1-119-840-21	ELECT 470uF 20% 63V	
C119	1-163-093-00	CERAMIC CHIP 10PF 5% 50V	
C120	1-126-955-11	ELECT 4700uF 20% 35V	
C121	1-117-783-11	ELECT 13000uF 20% 16V	
C122	1-119-800-21	ELECT 100uF 20% 25V	
C123	1-119-840-21	ELECT 470uF 20% 63V	
C124	1-126-955-11	ELECT 4700uF 20% 35V	
C125	1-117-783-11	ELECT 13000uF 20% 16V	
C126	1-117-783-11	ELECT 13000uF 20% 16V	
C127	1-117-783-11	ELECT 13000uF 20% 16V	
C128	1-119-830-11	ELECT 330uF 20% 25V	
C129	1-126-964-11	ELECT 10uF 20% 50V	
C130	1-119-830-11	ELECT 330uF 20% 25V	
C131	1-126-927-11	ELECT 2200uF 20% 10V	
C133	1-164-004-11	CERAMIC CHIP 0.1uF 10% 25V	
C134	1-164-004-11	CERAMIC CHIP 0.1uF 10% 25V	
C135	1-164-004-11	CERAMIC CHIP 0.1uF 10% 25V	
C136	1-164-004-11	CERAMIC CHIP 0.1uF 10% 25V	
C137	1-164-004-11	CERAMIC CHIP 0.1uF 10% 25V	
C138	1-164-004-11	CERAMIC CHIP 0.1uF 10% 25V	
C139	1-164-004-11	CERAMIC CHIP 0.1uF 10% 25V	
C140	1-164-004-11	CERAMIC CHIP 0.1uF 10% 25V	
C141	1-126-924-11	ELECT 330uF 20% 10V	
C142	1-126-924-11	ELECT 330uF 20% 10V	
C143	1-164-004-11	CERAMIC CHIP 0.1uF 10% 25V	
C144	1-126-964-11	ELECT 10uF 20% 50V	
C145	1-126-941-11	ELECT 470uF 20% 25V	
C146	1-164-004-11	CERAMIC CHIP 0.1uF 10% 25V	
C147	1-164-004-11	CERAMIC CHIP 0.1uF 10% 25V	
C148	1-126-941-11	ELECT 470uF 20% 25V	
C149	1-164-004-11	CERAMIC CHIP 0.1uF 10% 25V	
C150	1-164-222-11	CERAMIC CHIP 0.22uF 25V	
C151	1-136-169-00	FILM 0.22uF 5% 50V	
C152	1-136-169-00	FILM 0.22uF 5% 50V	
C153	1-164-222-11	CERAMIC CHIP 0.22uF 25V	
C154	1-164-004-11	CERAMIC CHIP 0.1uF 10% 25V	
C155	1-164-004-11	CERAMIC CHIP 0.1uF 10% 25V	
		< CONNECTOR >	
* CN102	1-564-243-11	PIN, CONNECTOR 6P	
* CN103	1-564-104-00	PIN, CONNECTOR (B3P-VH) 3P	
* CN104	1-564-104-00	PIN, CONNECTOR (B3P-VH) 3P	
* CN105	1-564-241-11	PIN, CONNECTOR (B4P-VH) 4P	
CN106	1-691-771-11	PLUG (MICRO CONNECTOR) 9P	
		< DIODE >	
D101	8-719-800-76	DIODE 1SS226	
D102	8-719-025-37	DIODE 02CZ9.1-TE85L	
D103	8-719-025-37	DIODE 02CZ9.1-TE85L	
D104	8-719-800-76	DIODE 1SS226	
D105	8-719-820-05	DIODE 1SS181	
D106	8-719-025-29	DIODE 02CZ5.1-TE85L	
D107	8-719-060-53	DIODE RBV-2506	
D108	8-719-820-05	DIODE 1SS181	
D109	8-719-820-05	DIODE 1SS181	

以阴影和△标志来识别的零部件在安全方面具有关键性。因此只能以规定号码的零部件来更换。

The components identified by mark △ or dotted line with mark △ are critical for safety. Replace only with part number specified.

Les composants identifiés par une marque △ sont critiques pour la sécurité. Ne les remplacer que par une pièce portant le numéro spécifié.

POWER

Ref. No.	Part No.	Description	Remark	Ref. No.	Part No.	Description	Remark
D110	8-719-025-03	DIODE RBA-402-SL		Q117	8-729-141-83	TRANSISTOR 2SB1094-LK	
D111	8-719-025-29	DIODE 02CZ5.1-TE85L		Q118	8-729-424-08	TRANSISTOR UN2111	
D112	8-719-820-05	DIODE 1SS181		Q119	8-729-141-83	TRANSISTOR 2SB1094-LK	
D113	8-719-820-05	DIODE 1SS181		Q120	8-729-141-83	TRANSISTOR 2SB1094-LK	
D114	8-719-820-05	DIODE 1SS181		Q121	8-729-141-83	TRANSISTOR 2SB1094-LK	
D115	8-719-820-05	DIODE 1SS181		Q122	8-729-141-83	TRANSISTOR 2SB1094-LK	
D116	8-719-820-05	DIODE 1SS181		Q123	8-729-018-59	TRANSISTOR 2SB1375(LB SONY)	
D117	8-719-820-05	DIODE 1SS181		Q124	8-729-018-60	TRANSISTOR 2SD2012-LC	
D118	8-719-820-05	DIODE 1SS181		Q125	8-729-018-59	TRANSISTOR 2SB1375(LB SONY)	
D119	8-719-820-05	DIODE 1SS181		Q126	8-729-018-60	TRANSISTOR 2SD2012-LC	
D120	8-719-820-05	DIODE 1SS181		Q127	8-729-230-49	TRANSISTOR 2SC2712-YG	
D121	8-719-025-33	DIODE 02CZ6.2-TE85L		< RESISTOR >			
D122	8-719-820-05	DIODE 1SS181		R101	1-208-445-41	RES,CHIP 2.2K 2%	1/10W
D123	8-719-820-05	DIODE 1SS181		R102	1-208-462-41	RES,CHIP 10K 2%	1/10W
D124	8-719-820-05	DIODE 1SS181		R103	1-208-462-41	RES,CHIP 10K 2%	1/10W
D125	8-719-800-76	DIODE 1SS226		R104	1-208-445-41	RES,CHIP 2.2K 2%	1/10W
D126	8-719-800-76	DIODE 1SS226		R105	1-208-445-41	RES,CHIP 2.2K 2%	1/10W
D127	8-719-820-05	DIODE 1SS181		R106	1-208-445-41	RES,CHIP 2.2K 2%	1/10W
D128	8-719-820-05	DIODE 1SS181		R107	1-208-518-41	RES,CHIP 22K 2%	1/10W
< GROUND TERMINAL >				R108	1-208-772-11	RES,CHIP 390 2%	1/10W
E101	1-537-770-21	TERMINAL BOARD, GROUND		R109	1-208-772-11	RES,CHIP 390 2%	1/10W
E103	1-537-770-21	TERMINAL BOARD, GROUND		R110	1-208-462-41	RES,CHIP 10K 2%	1/10W
< IC >				R111	1-208-462-41	RES,CHIP 10K 2%	1/10W
IC101	8-759-636-55	IC M5218AFP		R112	1-208-526-41	RES,CHIP 47K 2%	1/10W
IC102	8-759-632-07	IC M5237L		R113	1-208-462-41	RES,CHIP 10K 2%	1/10W
IC103	8-759-604-86	IC M5F7807L		R114	1-259-995-11	RES,CHIP 1K 2%	1/8W
IC104	8-759-604-90	IC M5F7907L		R115	1-259-995-11	RES,CHIP 1K 2%	1/8W
IC105	8-759-450-47	IC BA05T		R116	1-208-445-41	RES,CHIP 2.2K 2%	1/10W
IC106	8-759-245-79	IC TA79005S		R117	1-208-462-41	RES,CHIP 10K 2%	1/10W
IC107	8-759-604-87	IC M5F7818L		R118	1-259-930-11	RES,CHIP 4.3K 2%	1/8W
IC108	8-759-636-55	IC M5218AFP		R119	1-259-995-11	RES,CHIP 1K 2%	1/8W
IC109	8-759-604-91	IC M5F7918L		R120	1-259-999-11	RES,CHIP 2.2K 2%	1/8W
< PHOTO INTERRUPTER >				R121	1-259-995-11	RES,CHIP 1K 2%	1/8W
PH101	8-719-936-96	PHOTO COUPLER PC817-B		R122	1-259-999-11	RES,CHIP 2.2K 2%	1/8W
PH102	8-719-936-96	PHOTO COUPLER PC817-B		R123	1-259-930-11	RES,CHIP 4.3K 2%	1/8W
< TRANSISTOR >				R124	1-208-453-41	RES,CHIP 4.7K 2%	1/10W
Q101	8-729-216-22	TRANSISTOR 2SA1162-G		R125	1-208-462-41	RES,CHIP 10K 2%	1/10W
Q102	8-729-230-49	TRANSISTOR 2SC2712-YG		R126	1-208-462-41	RES,CHIP 10K 2%	1/10W
Q103	8-729-230-49	TRANSISTOR 2SC2712-YG		△ R127	1-249-451-11	CARBON 2.2 5%	1/4W
Q104	8-729-230-49	TRANSISTOR 2SC2712-YG		△ R128	1-249-451-11	CARBON 2.2 5%	1/4W
Q105	8-729-216-22	TRANSISTOR 2SA1162-G		△ R129	1-249-451-11	CARBON 2.2 5%	1/4W
Q106	8-729-209-15	TRANSISTOR 2SD2012		△ R130	1-249-451-11	CARBON 2.2 5%	1/4W
Q107	8-729-141-83	TRANSISTOR 2SB1094-LK		R131	1-208-462-41	RES,CHIP 10K 2%	1/10W
Q108	8-729-142-50	TRANSISTOR 2SD1616-X		R132	1-208-437-41	RES,CHIP 1K 2%	1/10W
Q109	8-729-230-49	TRANSISTOR 2SC2712-YG		R133	1-208-437-41	RES,CHIP 1K 2%	1/10W
Q110	8-729-140-05	TRANSISTOR 2SB1116A-K		R134	1-208-437-41	RES,CHIP 1K 2%	1/10W
Q111	8-729-209-15	TRANSISTOR 2SD2012		R135	1-216-671-11	METAL CHIP 6.8K 0.5%	1/10W
Q112	8-729-141-83	TRANSISTOR 2SB1094-LK		R136	1-208-462-41	RES,CHIP 10K 2%	1/10W
Q113	8-729-230-49	TRANSISTOR 2SC2712-YG		R137	1-208-445-41	RES,CHIP 2.2K 2%	1/10W
Q114	8-729-216-22	TRANSISTOR 2SA1162-G		R138	1-208-774-11	RES,CHIP 470 2%	1/10W
Q115	8-729-140-05	TRANSISTOR 2SB1116-K		R139	1-208-462-41	RES,CHIP 10K 2%	1/10W
Q116	8-729-142-50	TRANSISTOR 2SD1616-X		R140	1-208-774-11	RES,CHIP 470 2%	1/10W
				R141	1-216-655-11	METAL CHIP 1.5K 0.5%	1/10W
				R142	1-216-655-11	METAL CHIP 1.5K 0.5%	1/10W
				△ R143	1-217-153-00	METAL 0.47 10%	2W
				△ R144	1-217-153-00	METAL 0.47 10%	2W

以阴影和 △ 标志来识别的零部件在安全方面具有关键性。因此只能以规定号码的零部件来更换。

The components identified by mark △ or dotted line with mark △ are critical for safety. Replace only with part number specified.

Les composants identifiés par une marque △ sont critiques pour la sécurité. Ne les remplacer que par une pièce portant le numéro spécifié.

POWER

REMOCON RAY-CATCHER

(S) VIDEO

Ref. No.	Part No.	Description	Remark			Ref. No.	Part No.	Description	Remark		
△ R145	1-217-153-00	METAL	0.47	10%	2W	C214	1-164-004-11	CERAMIC CHIP	0.1uF	10%	25V
△ R146	1-217-153-00	METAL	0.47	10%	2W	C215	1-164-004-11	CERAMIC CHIP	0.1uF	10%	25V
R150	1-208-462-41	RES,CHIP	10K	2%	1/10W	C216	1-164-004-11	CERAMIC CHIP	0.1uF	10%	25V
R151	1-208-462-41	RES,CHIP	10K	2%	1/10W	C217	1-164-004-11	CERAMIC CHIP	0.1uF	10%	25V
R152	1-208-445-41	RES,CHIP	2.2K	2%	1/10W	C218	1-164-004-11	CERAMIC CHIP	0.1uF	10%	25V
R153	1-208-550-41	RES,CHIP	470K	2%	1/10W	C219	1-164-004-11	CERAMIC CHIP	0.1uF	10%	25V
						C220	1-164-004-11	CERAMIC CHIP	0.1uF	10%	25V
R154	1-208-462-41	RES,CHIP	10K	2%	1/10W	C221	1-164-004-11	CERAMIC CHIP	0.1uF	10%	25V
R155	1-208-462-41	RES,CHIP	10K	2%	1/10W	C222	1-164-004-11	CERAMIC CHIP	0.1uF	10%	25V
R156	1-208-462-41	RES,CHIP	10K	2%	1/10W	C223	1-164-004-11	CERAMIC CHIP	0.1uF	10%	25V
R157	1-260-070-51	CARBON	3.3	5%	1/2W	C224	1-119-825-41	ELECT	22uF	20%	50V
R158	1-208-462-41	RES,CHIP	10K	2%	1/10W	C225	1-119-824-31	ELECT	10uF	20%	50V
R160	1-208-437-41	RES,CHIP	1K	2%	1/10W	C226	1-119-824-31	ELECT	10uF	20%	50V
R161	1-208-437-41	RES,CHIP	1K	2%	1/10W	C227	1-119-824-31	ELECT	10uF	20%	50V
R162	1-208-437-41	RES,CHIP	1K	2%	1/10W	C228	1-119-824-31	ELECT	10uF	20%	50V
R163	1-208-437-41	RES,CHIP	1K	2%	1/10W	C229	1-119-824-31	ELECT	10uF	20%	50V
R164	1-208-437-41	RES,CHIP	1K	2%	1/10W	C230	1-119-824-31	ELECT	10uF	20%	50V
R165	1-208-437-41	RES,CHIP	1K	2%	1/10W	C231	1-119-824-31	ELECT	10uF	20%	50V
R166	1-208-453-41	RES,CHIP	4.7K	2%	1/10W	C232	1-119-824-31	ELECT	10uF	20%	50V
R167	1-208-526-41	RES,CHIP	47K	2%	1/10W	C233	1-119-824-31	ELECT	10uF	20%	50V
R168	1-208-437-41	METAL,CHIP	1K	2%	1/10W	C234	1-119-824-31	ELECT	10uF	20%	50V
R169	1-208-437-41	METAL,CHIP	1K	2%	1/10W	C235	1-119-799-11	ELECT	47uF	20%	25V
< THERMISTOR >						C236	1-119-799-11	ELECT	47uF	20%	25V
THP159	1-806-882-11	THERMISTOR				C237	1-119-799-11	ELECT	47uF	20%	25V
*****						C238	1-119-799-11	ELECT	47uF	20%	25V
*	1-671-189-11	REMOCON RAY-CATCHER BOARD				C239	1-119-799-11	ELECT	47uF	20%	25V
*****						C240	1-119-799-11	ELECT	47uF	20%	25V
< CAPACITOR >						C241	1-119-799-11	ELECT	47uF	20%	25V
C901	1-164-004-11	CERAMIC CHIP	0.1uF	10%	25V	C242	1-119-799-11	ELECT	47uF	20%	25V
< IC >						C243	1-136-165-00	FILM	0.1uF	5%	50V
IC908	8-759-459-83	IC NJL55H400A				C244	1-136-165-00	FILM	0.1uF	5%	50V
*****						C245	1-136-165-00	FILM	0.1uF	5%	50V
*	A-4417-101-A	(S) VIDEO BOARD, COMPLETE				C246	1-136-165-00	FILM	0.1uF	5%	50V
*****						C247	1-136-165-00	FILM	0.1uF	5%	50V
*	1-535-303-00	WIRE, JUMPER				C248	1-136-165-00	FILM	0.1uF	5%	50V
	4-213-456-01	SPACER (30)				C249	1-119-820-31	ELECT	1uF	20%	50V
< CAPACITOR >						C250	1-119-824-31	ELECT	10uF	20%	50V
C201	1-119-799-11	ELECT	47uF	20%	25V	C251	1-119-824-31	ELECT	10uF	20%	50V
C202	1-119-799-11	ELECT	47uF	20%	25V	< CONNECTOR >					
C203	1-119-799-11	ELECT	47uF	20%	25V	* CN201	1-568-856-11	SOCKET, CONNECTOR 13P			
C204	1-119-799-11	ELECT	47uF	20%	25V	* CN202	1-568-858-11	SOCKET, CONNECTOR 15P			
C205	1-163-117-00	CERAMIC CHIP	100PF	5%	50V	< IC >					
C206	1-163-117-00	CERAMIC CHIP	100PF	5%	50V	IC201	8-759-000-47	IC MC14051BCP			
C207	1-163-117-00	CERAMIC CHIP	100PF	5%	50V	IC202	8-759-000-47	IC MC14051BCP			
C208	1-163-117-00	CERAMIC CHIP	100PF	5%	50V	IC203	8-759-000-47	IC MC14051BCP			
C209	1-164-004-11	CERAMIC CHIP	0.1uF	10%	25V	IC204	8-759-140-53	IC UPD4053BC			
C210	1-164-004-11	CERAMIC CHIP	0.1uF	10%	25V	IC205	8-759-261-99	IC MC14576CP			
C211	1-164-004-11	CERAMIC CHIP	0.1uF	10%	25V	IC206	8-759-261-99	IC MC14576CP			
C212	1-164-004-11	CERAMIC CHIP	0.1uF	10%	25V	IC207	8-759-000-49	IC MC14066BCP			
C213	1-164-004-11	CERAMIC CHIP	0.1uF	10%	25V	IC208	8-759-000-49	IC MC14066BCP			
< JACK >						IC209	8-759-032-59	IC MC74HC595AF			
J201	1-779-800-11	TERMINAL, S (TV IN)				< JACK >					

以阴影和△标志来识别的零部件在安全方面具有关键性。因此只能以规定号码的零部件来更换。

The components identified by mark △ or dotted line with mark △ are critical for safety. Replace only with part number specified.

Les composants identifiés par une marque △ sont critiques pour la sécurité. Ne les remplacer que par une pièce portant le numéro spécifié.

(S) VIDEO

Ref. No.	Part No.	Description	Remark				Ref. No.	Part No.	Description	Remark			
J202	1-779-801-11	CONNECTOR (ROUND TYPE)(DVD/LD IN)					R214	1-208-526-41	RES,CHIP	47K	2%	1/10W	
J203	1-779-801-11	CONNECTOR (ROUND TYPE)(VIDEO 3 IN/OUT)					R215	1-208-526-41	RES,CHIP	47K	2%	1/10W	
J204	1-779-801-11	CONNECTOR (ROUND TYPE)(VIDEO 2 IN/OUT)											
J205	1-779-801-11	CONNECTOR (ROUND TYPE)(VIDEO 1 IN/OUT)					R216	1-208-526-41	RES,CHIP	47K	2%	1/10W	
							R217	1-208-526-41	RES,CHIP	47K	2%	1/10W	
J206	1-779-801-11	CONNECTOR (ROUND TYPE)					R218	1-208-526-41	RES,CHIP	47K	2%	1/10W	
		(PROCESSOR IN/OUT)					R219	1-208-558-41	RES,CHIP	1M	2%	1/10W	
J207	1-779-801-11	CONNECTOR (ROUND TYPE)(MONITOR OUT 1,2)					R220	1-208-755-11	RES,CHIP	75	2%	1/10W	
		< COIL >					R221	1-208-755-11	RES,CHIP	75	2%	1/10W	
L201	1-410-775-21	INDUCTOR 10mH					R222	1-208-755-11	RES,CHIP	75	2%	1/10W	
		< TRANSISTOR >					R223	1-208-755-11	RES,CHIP	75	2%	1/10W	
							R224	1-208-755-11	RES,CHIP	75	2%	1/10W	
							R225	1-208-755-11	RES,CHIP	75	2%	1/10W	
Q201	8-729-424-18	TRANSISTOR UN2113					R226	1-208-462-41	RES,CHIP	10K	2%	1/10W	
Q202	8-729-424-18	TRANSISTOR UN2113					R227	1-208-462-41	RES,CHIP	10K	2%	1/10W	
Q203	8-729-424-18	TRANSISTOR UN2113					R228	1-208-462-41	RES,CHIP	10K	2%	1/10W	
Q204	8-729-424-18	TRANSISTOR UN2113					R229	1-208-462-41	RES,CHIP	10K	2%	1/10W	
Q205	8-729-230-49	TRANSISTOR 2SC2712-YG					R230	1-208-345-11	RES,CHIP	15	2%	1/10W	
Q206	8-729-216-22	TRANSISTOR 2SA1162-G					R231	1-208-345-11	RES,CHIP	15	2%	1/10W	
Q207	8-729-230-49	TRANSISTOR 2SC2712-YG					R232	1-216-677-11	METAL CHIP	12K	0.5%	1/10W	
Q208	8-729-216-22	TRANSISTOR 2SA1162-G					R233	1-216-655-11	METAL CHIP	1.5K	0.5%	1/10W	
Q209	8-729-230-49	TRANSISTOR 2SC2712-YG					R234	1-216-677-11	METAL CHIP	12K	0.5%	1/10W	
Q210	8-729-216-22	TRANSISTOR 2SA1162-G					R235	1-216-635-11	METAL CHIP	220	0.5%	1/10W	
Q211	8-729-230-49	TRANSISTOR 2SC2712-YG					R236	1-208-345-11	RES,CHIP	15	2%	1/10W	
Q212	8-729-216-22	TRANSISTOR 2SA1162-G					R237	1-208-345-11	RES,CHIP	15	2%	1/10W	
Q213	8-729-230-49	TRANSISTOR 2SC2712-YG					R238	1-216-677-11	METAL CHIP	12K	0.5%	1/10W	
Q214	8-729-216-22	TRANSISTOR 2SA1162-G					R239	1-216-655-11	METAL CHIP	1.5K	0.5%	1/10W	
Q215	8-729-230-49	TRANSISTOR 2SC2712-YG					R240	1-216-677-11	METAL CHIP	12K	0.5%	1/10W	
Q216	8-729-216-22	TRANSISTOR 2SA1162-G					R241	1-216-635-11	METAL CHIP	220	0.5%	1/10W	
Q217	8-729-230-49	TRANSISTOR 2SC2712-YG					R242	1-208-345-11	RES,CHIP	15	2%	1/10W	
Q218	8-729-216-22	TRANSISTOR 2SA1162-G					R243	1-208-345-11	RES,CHIP	15	2%	1/10W	
Q219	8-729-230-49	TRANSISTOR 2SC2712-YG					R244	1-216-677-11	METAL CHIP	12K	0.5%	1/10W	
Q220	8-729-216-22	TRANSISTOR 2SA1162-G					R245	1-216-655-11	METAL CHIP	1.5K	0.5%	1/10W	
Q221	8-729-424-18	TRANSISTOR UN2113					R246	1-216-677-11	METAL CHIP	12K	0.5%	1/10W	
Q222	8-729-421-19	TRANSISTOR UN2213					R247	1-216-635-11	METAL CHIP	220	0.5%	1/10W	
Q223	8-729-424-18	TRANSISTOR UN2113					R248	1-208-345-11	RES,CHIP	15	2%	1/10W	
Q224	8-729-421-19	TRANSISTOR UN2213					R249	1-208-345-11	RES,CHIP	15	2%	1/10W	
Q225	8-729-230-49	TRANSISTOR 2SC2712-YG					R250	1-208-345-11	RES,CHIP	15	2%	1/10W	
Q226	8-729-216-22	TRANSISTOR 2SA1162-G					R251	1-208-345-11	RES,CHIP	15	2%	1/10W	
Q227	8-729-230-49	TRANSISTOR 2SC2712-YG					R252	1-216-677-11	METAL CHIP	12K	0.5%	1/10W	
Q228	8-729-216-22	TRANSISTOR 2SA1162-G					R253	1-216-655-11	METAL CHIP	1.5K	0.5%	1/10W	
Q229	8-729-216-22	TRANSISTOR 2SA1162-G					R254	1-216-677-11	METAL CHIP	12K	0.5%	1/10W	
Q230	8-729-216-22	TRANSISTOR 2SA1162-G					R255	1-216-635-11	METAL CHIP	220	0.5%	1/10W	
		< RESISTOR >					R256	1-208-345-11	RES,CHIP	15	2%	1/10W	
R201	1-216-627-11	METAL CHIP	100	0.5%	1/10W		R257	1-208-345-11	RES,CHIP	15	2%	1/10W	
R202	1-216-627-11	METAL CHIP	100	0.5%	1/10W		R258	1-216-677-11	METAL CHIP	12K	0.5%	1/10W	
R203	1-216-627-11	METAL CHIP	100	0.5%	1/10W		R259	1-216-655-11	METAL CHIP	1.5K	0.5%	1/10W	
R204	1-216-627-11	METAL CHIP	100	0.5%	1/10W		R260	1-216-677-11	METAL CHIP	12K	0.5%	1/10W	
R205	1-216-627-11	METAL CHIP	100	0.5%	1/10W								
							R261	1-216-635-11	METAL CHIP	220	0.5%	1/10W	
R206	1-216-627-11	METAL CHIP	100	0.5%	1/10W		R262	1-208-345-11	RES,CHIP	15	2%	1/10W	
R207	1-216-627-11	METAL CHIP	100	0.5%	1/10W		R263	1-208-345-11	RES,CHIP	15	2%	1/10W	
R208	1-216-627-11	METAL CHIP	100	0.5%	1/10W		R264	1-216-677-11	METAL CHIP	12K	0.5%	1/10W	
R209	1-216-627-11	METAL CHIP	100	0.5%	1/10W		R265	1-216-655-11	METAL CHIP	1.5K	0.5%	1/10W	
R210	1-216-627-11	METAL CHIP	100	0.5%	1/10W								
							R266	1-216-677-11	METAL CHIP	12K	0.5%	1/10W	
R211	1-216-627-11	METAL CHIP	100	0.5%	1/10W		R267	1-216-635-11	METAL CHIP	220	0.5%	1/10W	
R212	1-208-526-41	RES,CHIP	47K	2%	1/10W		R268	1-208-345-11	RES,CHIP	15	2%	1/10W	
R213	1-208-526-41	RES,CHIP	47K	2%	1/10W		R269	1-208-345-11	RES,CHIP	15	2%	1/10W	
							R270	1-216-677-11	METAL CHIP	12K	0.5%	1/10W	

(S) VIDEO**STANDBY LED****VIDEO**

Ref. No.	Part No.	Description			Remark
R271	1-216-655-11	METAL CHIP	1.5K	0.5%	1/10W
R272	1-216-677-11	METAL CHIP	12K	0.5%	1/10W
R273	1-216-635-11	METAL CHIP	220	0.5%	1/10W
R274	1-208-345-11	RES,CHIP	15	2%	1/10W
R276	1-208-345-11	RES,CHIP	15	2%	1/10W
R278	1-208-345-11	RES,CHIP	15	2%	1/10W
R279	1-208-345-11	RES,CHIP	15	2%	1/10W
R280	1-216-677-11	METAL CHIP	12K	0.5%	1/10W
R281	1-216-655-11	METAL CHIP	1.5K	0.5%	1/10W
R282	1-216-677-11	METAL CHIP	12K	0.5%	1/10W
R283	1-216-635-11	METAL CHIP	220	0.5%	1/10W
R284	1-208-462-41	RES,CHIP	10K	2%	1/10W
R285	1-216-671-11	METAL CHIP	6.8K	0.5%	1/10W
R286	1-208-462-41	RES,CHIP	10K	2%	1/10W
R287	1-216-671-11	METAL CHIP	6.8K	0.5%	1/10W
R288	1-216-699-11	METAL CHIP	100K	0.5%	1/10W
R289	1-208-755-11	RES,CHIP	75	2%	1/10W
R290	1-208-462-41	RES,CHIP	10K	2%	1/10W
R291	1-216-699-11	METAL CHIP	100K	0.5%	1/10W
R292	1-208-755-11	RES,CHIP	75	2%	1/10W
R293	1-208-462-41	RES,CHIP	10K	2%	1/10W
R294	1-216-699-11	METAL CHIP	100K	0.5%	1/10W
R295	1-208-755-11	RES,CHIP	75	2%	1/10W
R296	1-208-462-41	RES,CHIP	10K	2%	1/10W
R298	1-216-699-11	METAL CHIP	100K	0.5%	1/10W
R299	1-208-755-11	RES,CHIP	75	2%	1/10W
R300	1-208-462-41	RES,CHIP	10K	2%	1/10W
R302	1-216-699-11	METAL CHIP	100K	0.5%	1/10W
R303	1-208-755-11	RES,CHIP	75	2%	1/10W
R304	1-208-462-41	RES,CHIP	10K	2%	1/10W
R306	1-216-699-11	METAL CHIP	100K	0.5%	1/10W
R307	1-208-755-11	RES,CHIP	75	2%	1/10W
R308	1-208-462-41	RES,CHIP	10K	2%	1/10W
R309	1-208-755-11	RES,CHIP	75	2%	1/10W
R310	1-208-755-11	RES,CHIP	75	2%	1/10W
R311	1-216-699-11	METAL CHIP	100K	0.5%	1/10W
R312	1-208-755-11	RES,CHIP	75	2%	1/10W
R313	1-208-755-11	RES,CHIP	75	2%	1/10W
R314	1-208-462-41	RES,CHIP	10K	2%	1/10W
R319	1-208-526-41	RES,CHIP	47K	2%	1/10W
R320	1-216-627-11	METAL CHIP	100	0.5%	1/10W
R321	1-216-627-11	METAL CHIP	100	0.5%	1/10W
R322	1-216-627-11	METAL CHIP	100	0.5%	1/10W
R323	1-216-627-11	METAL CHIP	100	0.5%	1/10W
R324	1-216-619-11	METAL CHIP	47	0.5%	1/10W
R325	1-216-619-11	METAL CHIP	47	0.5%	1/10W
R326	1-216-619-11	METAL CHIP	47	0.5%	1/10W
R327	1-216-619-11	METAL CHIP	47	0.5%	1/10W
R328	1-216-619-11	METAL CHIP	47	0.5%	1/10W
R329	1-216-619-11	METAL CHIP	47	0.5%	1/10W
R330	1-216-619-11	METAL CHIP	47	0.5%	1/10W
R331	1-216-619-11	METAL CHIP	47	0.5%	1/10W
R332	1-216-619-11	METAL CHIP	47	0.5%	1/10W
R333	1-216-619-11	METAL CHIP	47	0.5%	1/10W
R334	1-216-677-11	METAL CHIP	12K	0.5%	1/10W
R335	1-216-655-11	METAL CHIP	1.5K	0.5%	1/10W
R336	1-216-677-11	METAL CHIP	12K	0.5%	1/10W

Ref. No.	Part No.	Description			Remark
R337	1-216-635-11	METAL CHIP	220	0.5%	1/10W
R338	1-216-677-11	METAL CHIP	12K	0.5%	1/10W
R339	1-216-655-11	METAL CHIP	1.5K	0.5%	1/10W
R340	1-216-677-11	METAL CHIP	12K	0.5%	1/10W
R341	1-216-635-11	METAL CHIP	220	0.5%	1/10W
R342	1-216-635-11	METAL CHIP	220	0.5%	1/10W
R343	1-216-635-11	METAL CHIP	220	0.5%	1/10W
R344	1-216-655-11	METAL CHIP	1.5K	0.5%	1/10W
R345	1-216-655-11	METAL CHIP	1.5K	0.5%	1/10W

*	1-671-191-11	STANDBY LED BOARD			

< DIODE >					
D923	8-719-313-43	DIODE SEL6210S-TH10 (STANDBY)			

*	A-4417-100-A	VIDEO BOARD, COMPLETE			

< CAPACITOR >					
C401	1-119-799-11	ELECT	47uF	20%	25V
C402	1-119-799-11	ELECT	47uF	20%	25V
C403	1-119-799-11	ELECT	47uF	20%	25V
C404	1-119-799-11	ELECT	47uF	20%	25V
C405	1-163-117-00	CERAMIC CHIP	100PF	5%	50V
C406	1-164-004-11	CERAMIC CHIP	0.1uF	10%	25V
C407	1-164-004-11	CERAMIC CHIP	0.1uF	10%	25V
C408	1-164-004-11	CERAMIC CHIP	0.1uF	10%	25V
C409	1-164-004-11	CERAMIC CHIP	0.1uF	10%	25V
C410	1-164-004-11	CERAMIC CHIP	0.1uF	10%	25V
C411	1-164-004-11	CERAMIC CHIP	0.1uF	10%	25V
C412	1-164-004-11	CERAMIC CHIP	0.1uF	10%	25V
C413	1-119-825-41	ELECT	22uF	20%	50V
C414	1-119-824-31	ELECT	10uF	20%	50V
C418	1-119-824-31	ELECT	10uF	20%	50V
C419	1-119-824-31	ELECT	10uF	20%	50V
C420	1-119-824-31	ELECT	10uF	20%	50V
C421	1-119-824-31	ELECT	10uF	20%	50V
C422	1-119-799-11	ELECT	47uF	20%	25V
C423	1-119-799-11	ELECT	47uF	20%	25V
C424	1-119-799-11	ELECT	47uF	20%	25V
C425	1-119-799-11	ELECT	47uF	20%	25V
C426	1-119-799-11	ELECT	47uF	20%	25V
C427	1-119-799-11	ELECT	47uF	20%	25V
C428	1-119-799-11	ELECT	47uF	20%	25V
< CONNECTOR >					
CN401	1-691-074-11	HOUSING, CONNECTOR 15P			
< IC >					
IC401	8-759-000-47	IC MC14051BCP			
IC402	8-759-140-53	IC UPD4053BC			
IC403	8-759-261-99	IC MC14576CP			
IC404	8-759-000-49	IC MC1406BCP			

VIDEO

VOLUME

Ref. No.	Part No.	Description	Remark		
< JACK >					
J401	1-779-795-11	JACK, PIN 1P (TV IN)			
J402	1-779-796-11	JACK, PIN 2P (DVD/LD IN)			
J403	1-779-796-11	JACK, PIN 2P (VIDEO 3 IN/OUT)			
J404	1-779-796-11	JACK, PIN 2P (VIDEO 2 IN/OUT)			
J405	1-779-796-11	JACK, PIN 2P (VIDEO 1 IN/OUT)			
J406	1-779-796-11	JACK, PIN 2P (PROCESSOR IN/OUT)			
J407	1-779-796-11	JACK, PIN 2P (MONITOR OUT 1,2)			
< TRANSISTOR >					
Q401	8-729-230-49	TRANSISTOR 2SC2712-YG			
Q402	8-729-216-22	TRANSISTOR 2SA1162-G			
Q403	8-729-230-49	TRANSISTOR 2SC2712-YG			
Q404	8-729-216-22	TRANSISTOR 2SA1162-G			
Q405	8-729-230-49	TRANSISTOR 2SC2712-YG			
Q406	8-729-216-22	TRANSISTOR 2SA1162-G			
Q407	8-729-230-49	TRANSISTOR 2SC2712-YG			
Q408	8-729-216-22	TRANSISTOR 2SA1162-G			
Q409	8-729-230-49	TRANSISTOR 2SC2712-YG			
Q410	8-729-216-22	TRANSISTOR 2SA1162-G			
Q411	8-729-216-22	TRANSISTOR 2SA1162-G			
< RESISTOR >					
R401	1-216-627-11	METAL CHIP	100	0.5%	1/10W
R402	1-216-627-11	METAL CHIP	100	0.5%	1/10W
R403	1-216-627-11	METAL CHIP	100	0.5%	1/10W
R404	1-216-627-11	METAL CHIP	100	0.5%	1/10W
R405	1-216-627-11	METAL CHIP	100	0.5%	1/10W
R406	1-216-627-11	METAL CHIP	100	0.5%	1/10W
R407	1-216-627-11	METAL CHIP	100	0.5%	1/10W
R408	1-216-627-11	METAL CHIP	100	0.5%	1/10W
R409	1-216-627-11	METAL CHIP	100	0.5%	1/10W
R410	1-208-462-41	RES,CHIP	10K	2%	1/10W
R411	1-208-462-41	RES,CHIP	10K	2%	1/10W
R412	1-208-345-11	RES,CHIP	15	2%	1/10W
R413	1-208-345-11	RES,CHIP	15	2%	1/10W
R414	1-216-677-11	METAL CHIP	12K	0.5%	1/10W
R415	1-216-655-11	METAL CHIP	1.5K	0.5%	1/10W
R416	1-216-677-11	METAL CHIP	12K	0.5%	1/10W
R417	1-216-635-11	METAL CHIP	220	0.5%	1/10W
R418	1-208-345-11	RES,CHIP	15	2%	1/10W
R419	1-208-345-11	RES,CHIP	15	2%	1/10W
R420	1-216-677-11	METAL CHIP	12K	0.5%	1/10W
R421	1-216-655-11	METAL CHIP	1.5K	0.5%	1/10W
R422	1-216-677-11	METAL CHIP	12K	0.5%	1/10W
R423	1-216-635-11	METAL CHIP	220	0.5%	1/10W
R424	1-208-345-11	RES,CHIP	15	2%	1/10W
R425	1-208-345-11	RES,CHIP	15	2%	1/10W
R426	1-216-677-11	METAL CHIP	12K	0.5%	1/10W
R427	1-216-655-11	METAL CHIP	1.5K	0.5%	1/10W
R428	1-216-677-11	METAL CHIP	12K	0.5%	1/10W
R429	1-216-635-11	METAL CHIP	220	0.5%	1/10W
R430	1-208-345-11	RES,CHIP	15	2%	1/10W
R431	1-208-345-11	RES,CHIP	15	2%	1/10W
R432	1-208-345-11	RES,CHIP	15	2%	1/10W
R433	1-208-345-11	RES,CHIP	15	2%	1/10W

Ref. No.	Part No.	Description			Remark
R434	1-216-677-11	METAL CHIP	12K	0.5%	1/10W
R435	1-216-655-11	METAL CHIP	1.5K	0.5%	1/10W
R436	1-216-677-11	METAL CHIP	12K	0.5%	1/10W
R437	1-216-635-11	METAL CHIP	220	0.5%	1/10W
R438	1-208-755-11	RES,CHIP	75	2%	1/10W
R439	1-208-755-11	RES,CHIP	75	2%	1/10W
R440	1-208-755-11	RES,CHIP	75	2%	1/10W
R442	1-208-755-11	RES,CHIP	75	2%	1/10W
R444	1-208-755-11	RES,CHIP	75	2%	1/10W
R446	1-208-755-11	RES,CHIP	75	2%	1/10W
R448	1-208-755-11	RES,CHIP	75	2%	1/10W
R449	1-208-755-11	RES,CHIP	75	2%	1/10W
R452	1-208-526-41	RES,CHIP	47K	2%	1/10W
R453	1-208-526-41	RES,CHIP	47K	2%	1/10W
R454	1-208-526-41	RES,CHIP	47K	2%	1/10W
R455	1-216-619-11	METAL CHIP	47	0.5%	1/10W
R456	1-216-619-11	METAL CHIP	47	0.5%	1/10W
R457	1-216-619-11	METAL CHIP	47	0.5%	1/10W
R458	1-216-619-11	METAL CHIP	47	0.5%	1/10W
R459	1-216-619-11	METAL CHIP	47	0.5%	1/10W
R460	1-216-677-11	METAL CHIP	12K	0.5%	1/10W
R461	1-216-655-11	METAL CHIP	1.5K	0.5%	1/10W
R462	1-216-677-11	METAL CHIP	12K	0.5%	1/10W
R463	1-216-635-11	METAL CHIP	220	0.5%	1/10W
R464	1-216-655-11	METAL CHIP	1.5K	0.5%	1/10W
R465	1-216-635-11	METAL CHIP	220	0.5%	1/10W

*	1-671-185-11	VOLUME BOARD	*****		
		< CAPACITOR >			
C914	1-104-664-11	ELECT	47uF	20%	25V
		< CONNECTOR >			
* CN952	1-568-954-11	PIN, CONNECTOR 5P	< VARIABLE RESISTOR >		
RV901	1-225-680-11	RES, VAR, CARBON (WITH M) 10K	(MASTER VOLUME)		

		MISCELLANEOUS	*****		
△ 7	1-559-479-11	CORD, POWER (US,CND)			
△ 7	1-575-953-11	CORD, POWER (EXCEPT US,CND)			
72	1-765-344-11	WIRE (FLAT TYPE)(23 CORE)(160mm)	(FORMER TYPE)		
72	1-773-216-11	WIRE (FLAT TYPE) (25 CORE) (NEW TYPE)			
104	1-783-943-11	WIRE, FLAT TYPE (7 CORE)			
108	1-773-006-11	WIRE (FLAT TYPE)(15 CORE)			
109	1-769-973-11	WIRE (FLAT TYPE)(13 CORE)			
FL901	1-517-962-11	INDICATOR TUBE, FLUORESCENT			
△ T001	1-433-482-11	TRANSFORMER, POWER (US,CND)			
△ T001	1-433-483-11	TRANSFORMER, POWER (EXCEPT US,CND)			

以阴影和△标志来识别的零部件在安全方面具有关键性。因此只能以规定号码的零部件来更换。

The components identified by mark △ or dotted line with mark △ are critical for safety.
Replace only with part number specified.

Les composants identifiés par une marque △ sont critiques pour la sécurité.
Ne les remplacer que par une pièce portant le numéro spécifié.

<u>Ref. No.</u>	<u>Part No.</u>	<u>Description</u>	<u>Remark</u>
ACCESSORIES & PACKING MATERIALS			

	1-418-256-11	REMOTE COMMANDER (RM-TP501E)	
	1-528-174-31	BATTERY, LITHIUM (CR2032 TYPE)	
		(FOR RM-TP501E)	
	1-590-925-31	CORD, CONNECTION (AUDIO, 1m)	
	3-865-040-11	MANUAL, INSTRUCTION (ENGLISH,FRENCH)	
	3-865-040-21	MANUAL, INSTRUCTION	
		(GERMAN,SPANISH,DUTCH)(EXCEPT US,CND)	
	3-865-040-31	MANUAL, INSTRUCTION	
		(SWEDISH,ITALIAN,PORTUGUESE)	
		(EXCEPT US,CND)	
	3-865-783-11	MANUAL, INSTRUCTION (RM-TP501E)	
		(ENGLISH,FRENCH)	
	3-865-783-21	MANUAL, INSTRUCTION (RM-TP501E)	
		(GERMAN,SPANISH,DUTCH)(EXCEPT US,CND)	
	3-865-783-31	MANUAL, INSTRUCTION (RM-TP501E)	
		(SWEDISH,ITALIAN,PORTUGUESE)(EXCEPT US,CND)	
	4-997-648-01	COVER, BATTTERY (FOR RM-TP501E)	
	4-997-658-01	PEN (FOR RM-TP501E)	

HARDWARE LIST

#1	7-682-547-09	SCREW +B 3X6
#2	7-682-547-04	SCREW +B 3X6
#3	7-685-880-09	SCREW +BVTT 4X6 (S)
#4	7-685-885-09	SCREW +BVTT 4X16 (S)
#5	7-628-546-09	+B 3X5
#6	7-683-255-58	SET SCREW 5X6 HEXAGON SOCKET

MEMO

TA-E9000ES

SONY®

SERVICE MANUAL

2002.08

*US Model
Canadian Model
AEP Model
UK Model
E Model
Australian Model
Chinese Model*

SUPPLEMENT - 1

File this Supplement with the Service Manual.

Subject :

- CHANGE OF DIGITAL BOARD AND POWER BOARD

● CHANGE OF BOARDS

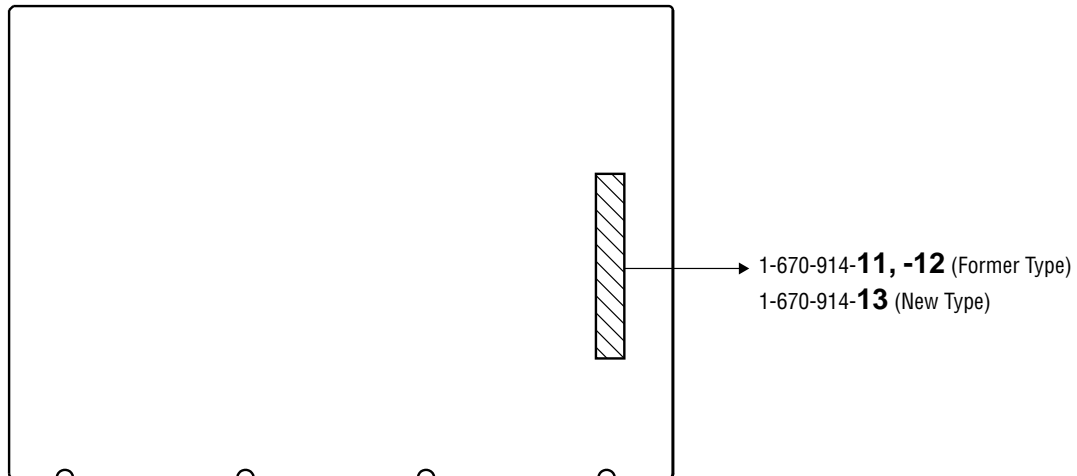
The digital board and power board has been changed.

Printed wiring board and schematic diagram of new type, and changed parts list are described in this Supplement-1.

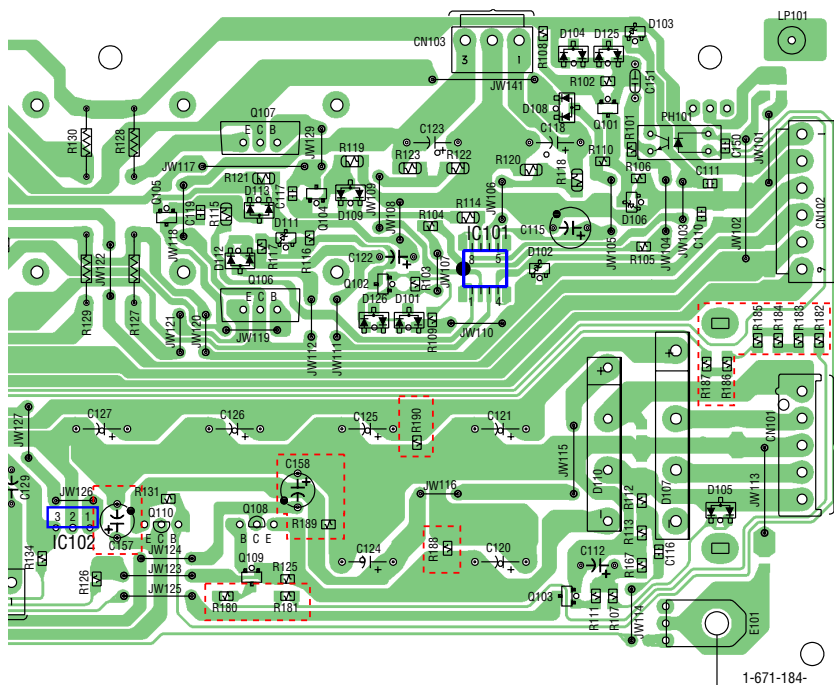
Refer to original service manual (9-928-800-12) previously issued for the other information.

NEW TYPE IDENTIFICATION

【DIGITAL BOARD】 (SIDE B)

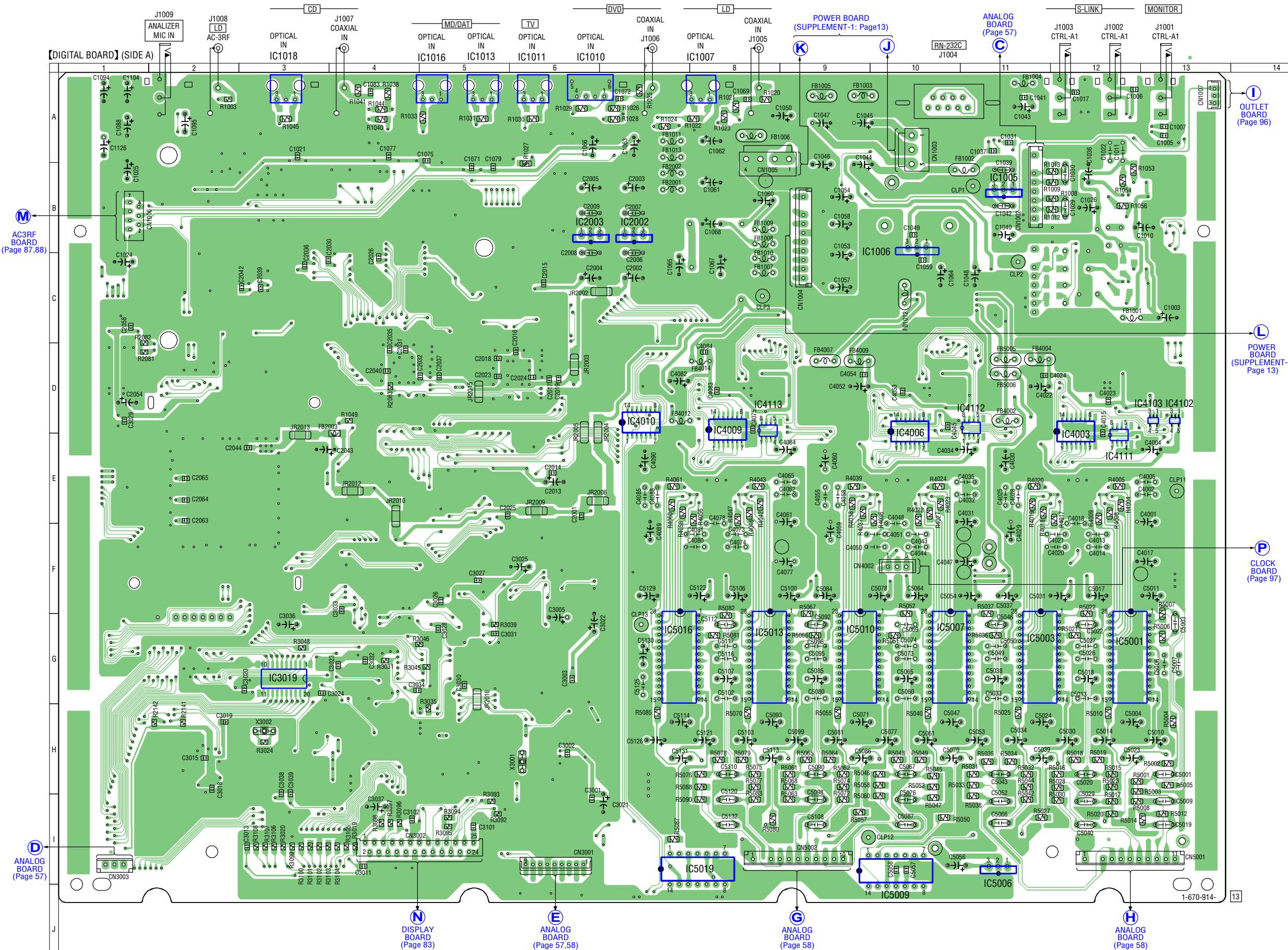


[POWER BOARD] There are parts in the new type.



PRINTED WIRING BOARD – DIGITAL SECTION (1/2) –

Last digit-13



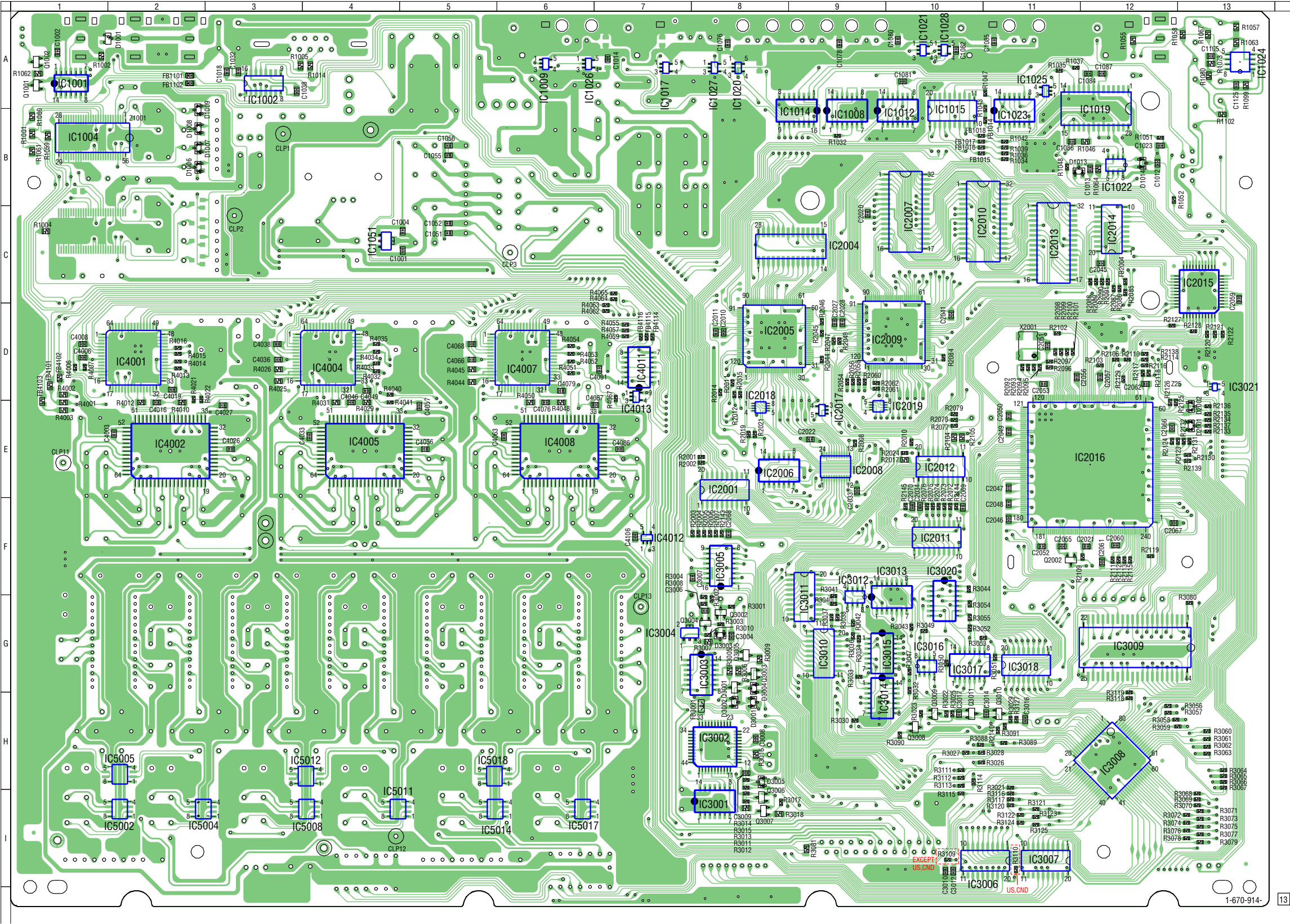
- **Semiconductor Location**

Ref. No.	Location
IC1005	B-11
IC1006	B-10
IC1007	A-8
IC1010	A-6
IC1011	A-6
IC1013	A-5
IC1016	A-5
IC1018	A-3
IC2002	B-7
IC2003	B-6
IC3019	G-3
IC4003	E-12
IC4006	D-10
IC4009	D-8
IC4010	D-7
IC4102	D-13
IC4103	D-13
IC4111	D-12
IC4112	D-11
IC4113	D-8
IC5001	G-12
IC5003	G-11
IC5006	I-11
IC5007	G-10
IC5009	I-10
IC5010	G-9
IC5013	G-8
IC5016	G-7
IC5019	I-7

- DIGITAL SECTION (2/2) -

Last digit-13

[DIGITAL BOARD] (SIDE B)



• Semiconductor Location

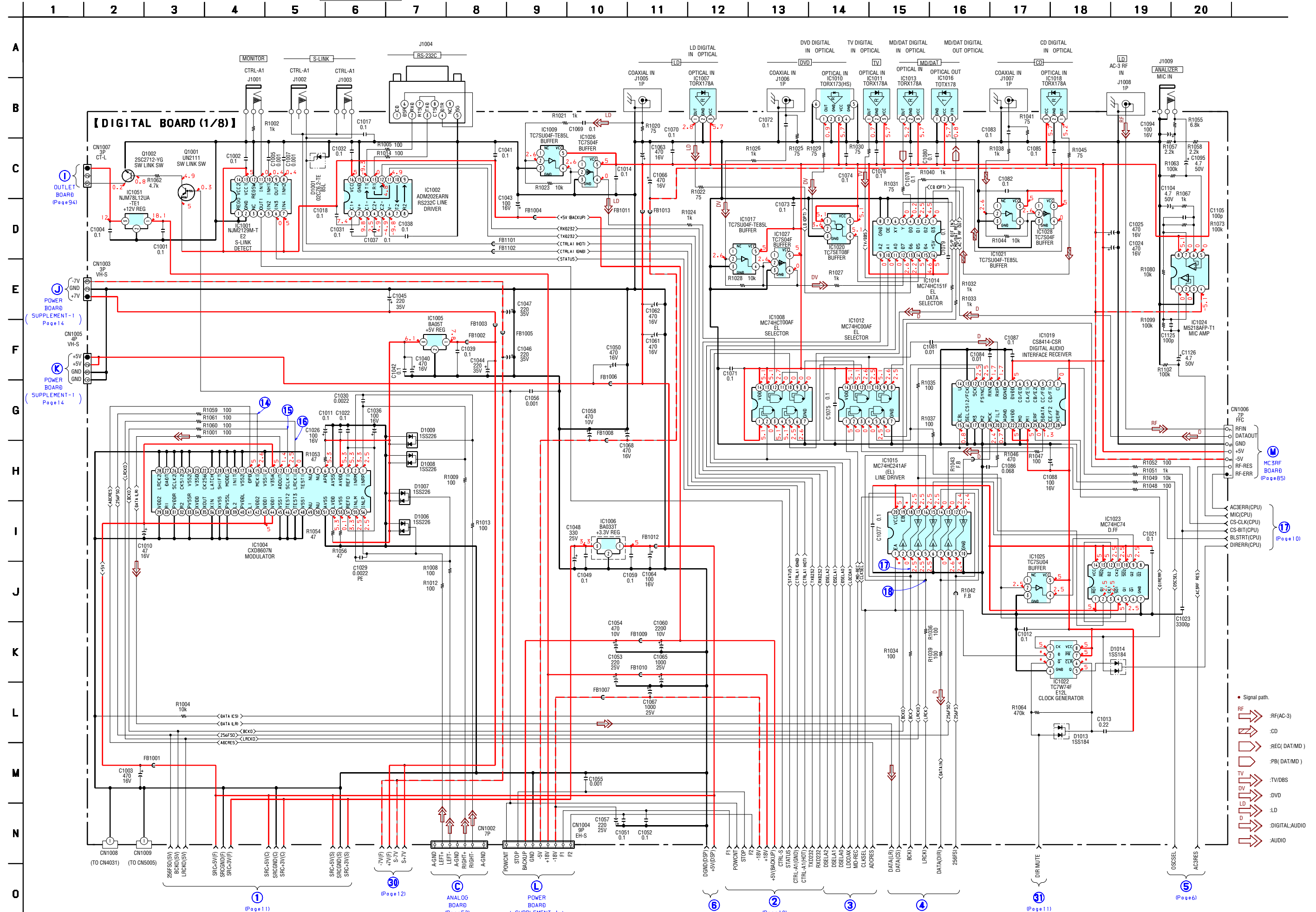
Ref. No.	Location	Ref. No.	Location
D1001	A-2	IC3002	H-8
D1006	B-2	IC3003	G-8
D1007	B-2	IC3004	G-7
D1008	B-2	IC3005	F-8
D1009	B-2	IC3006	I-10
D1013	B-11	IC3007	I-11
D1014	B-12	IC3008	H-12
D2001	E-13	IC3009	G-12
D2002	E-13	IC3010	G-9
D3001	H-8	IC3011	F-9
D3002	H-8	IC3012	F-9
D3003	G-8	IC3013	F-9
D3004	G-8	IC3014	H-9
D3005	H-8	IC3015	G-9
		IC3016	G-10
IC1001	A-1	IC3017	G-10
IC1002	A-3	IC3018	G-11
IC1004	B-1	IC3020	F-10
IC1008	B-9	IC3021	D-13
IC1009	A-6	IC4001	D-2
IC1012	B-10	IC4002	E-2
IC1014	B-9	IC4004	D-4
IC1015	B-10	IC4005	E-4
IC1017	A-7	IC4007	D-6
IC1019	A-12	IC4008	E-6
IC1020	A-8	IC4011	D-7
IC1021	A-10	IC4012	F-7
IC1022	B-12	IC4013	D-7
IC1023	B-11	IC5002	I-2
IC1024	A-13	IC5004	I-3
IC1025	A-11	IC5005	H-2
IC1026	A-6	IC5008	I-4
IC1027	A-8	IC5011	I-5
IC1028	A-10	IC5012	H-4
IC1051	C-4	IC5014	I-6
IC2001	E-8	IC5017	I-7
IC2004	C-8	IC5018	H-5
IC2005	D-8		
IC2006	E-8	Q1001	A-1
IC2007	C-10	Q1002	A-1
IC2008	E-9	Q2002	F-11
IC2009	D-10	Q3001	G-8
IC2010	C-10	Q3002	G-8
IC2011	F-10	Q3003	G-8
IC2012	E-10	Q3004	G-8
IC2013	C-11	Q3005	G-8
IC2014	C-12	Q3006	I-8
IC2015	C-13	Q3007	I-8
IC2016	E-12	Q3008	H-10
IC2017	E-9	Q3009	H-10
IC2018	E-8	Q3010	H-11
IC2019	E-9	Q3011	H-10
IC3001	I-8		

SCHEMATIC DIAGRAM – DIGITAL (1/8) SECTION –

Last digit-13

• SEE PAGE 41 FOR WAVEFORMS.

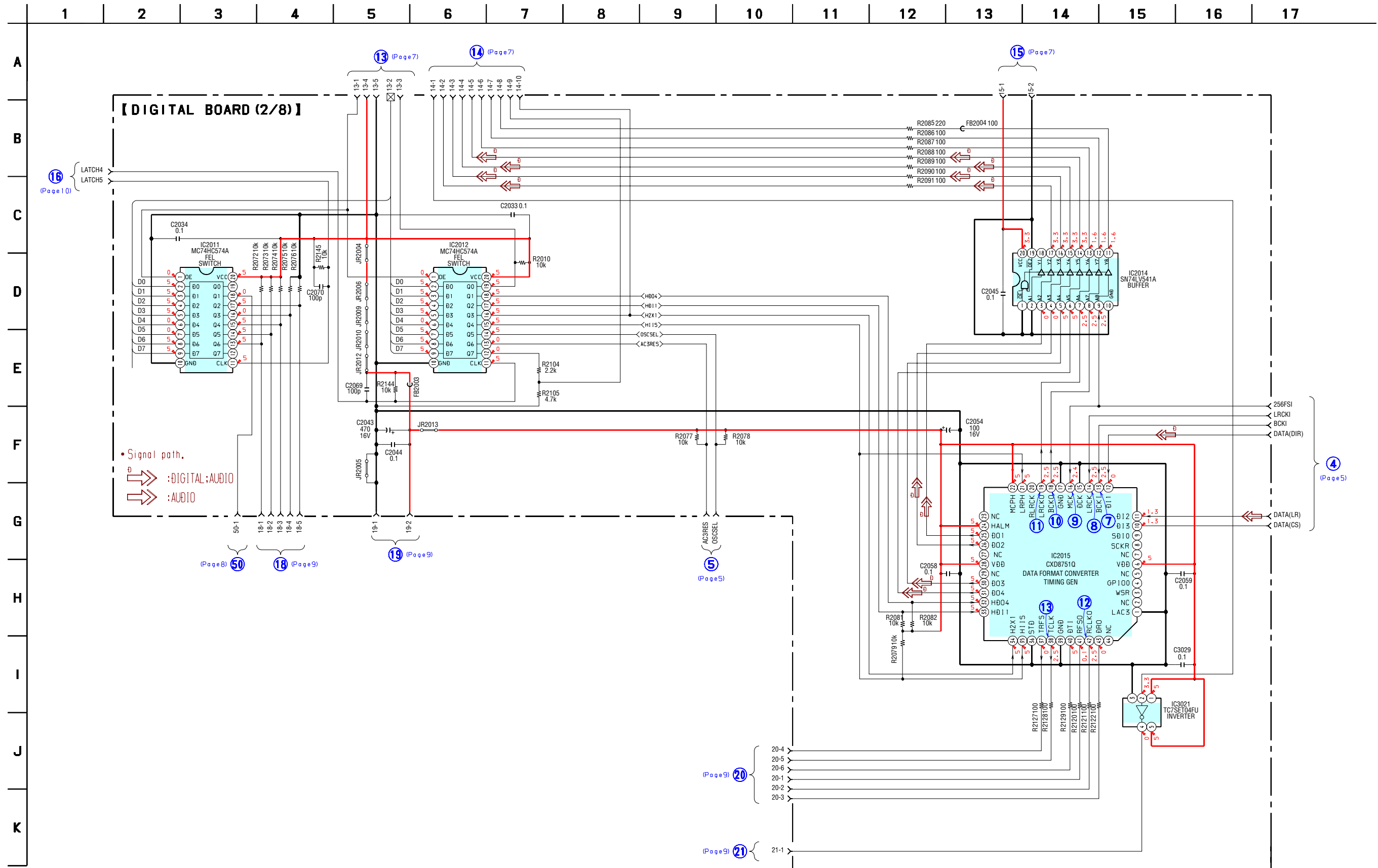
• SEE PAGE 99 FOR IC BLOCK DIAGRAMS.



SCHEMATIC DIAGRAM – DIGITAL (2/8) SECTION –

Last digit-13

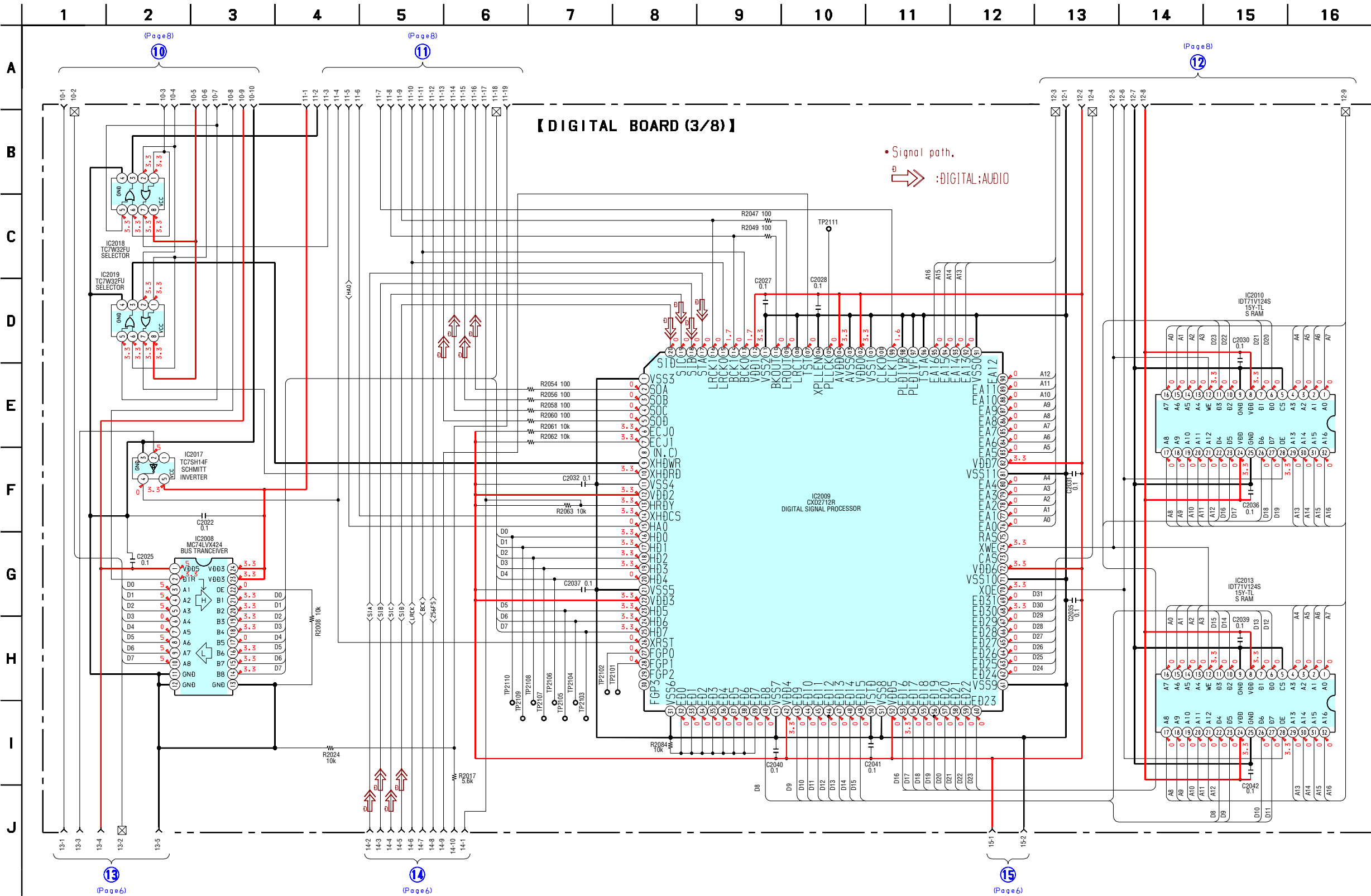
- See page 42 for Waveforms.
- See page 105 for IC Pin Functions.



SCHEMATIC DIAGRAM – DIGITAL (3/8) SECTION –

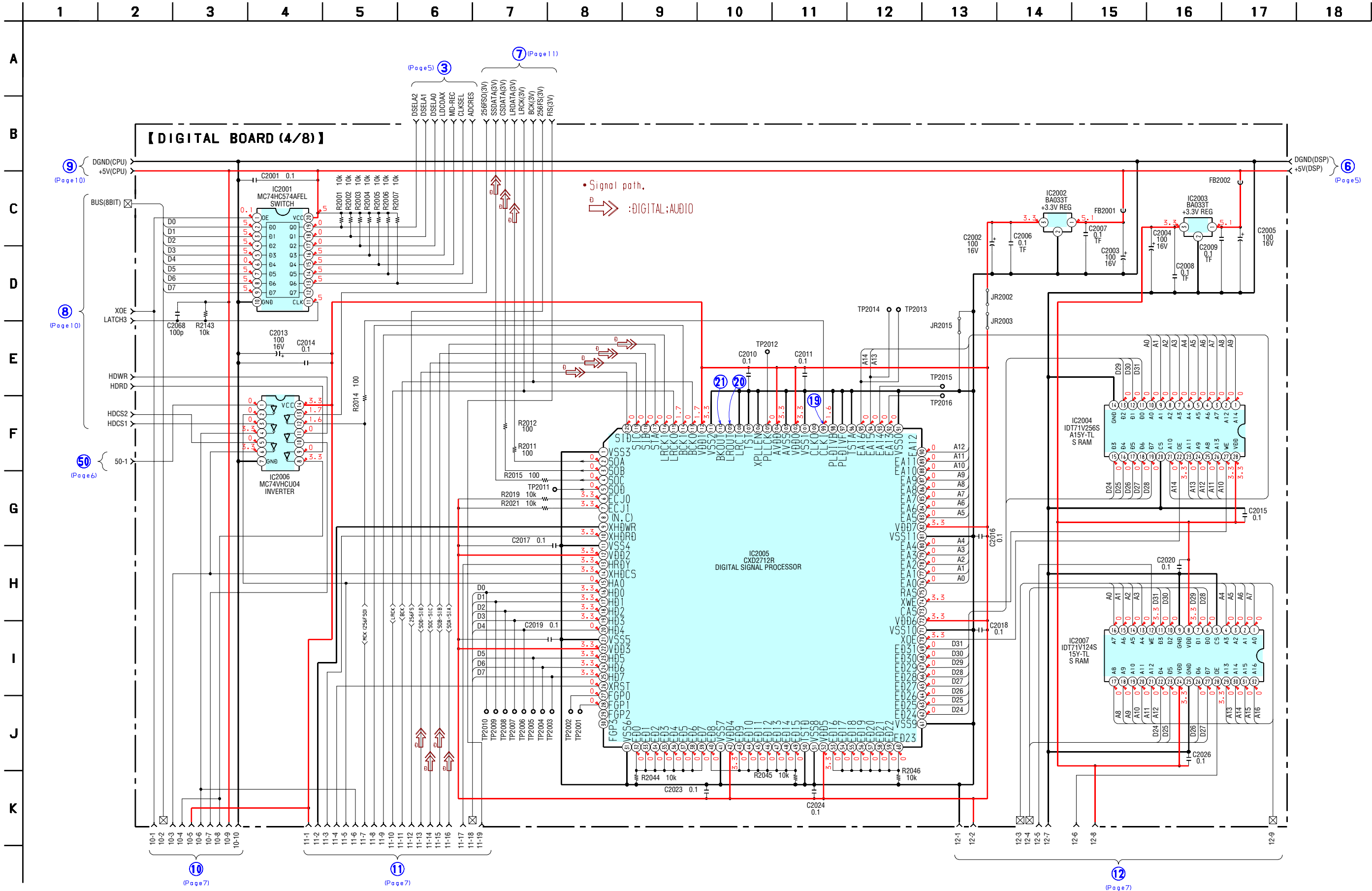
Last digit-13

- See page 100 for IC Block Diagrams.
- See page 102 for IC Pin Functions.



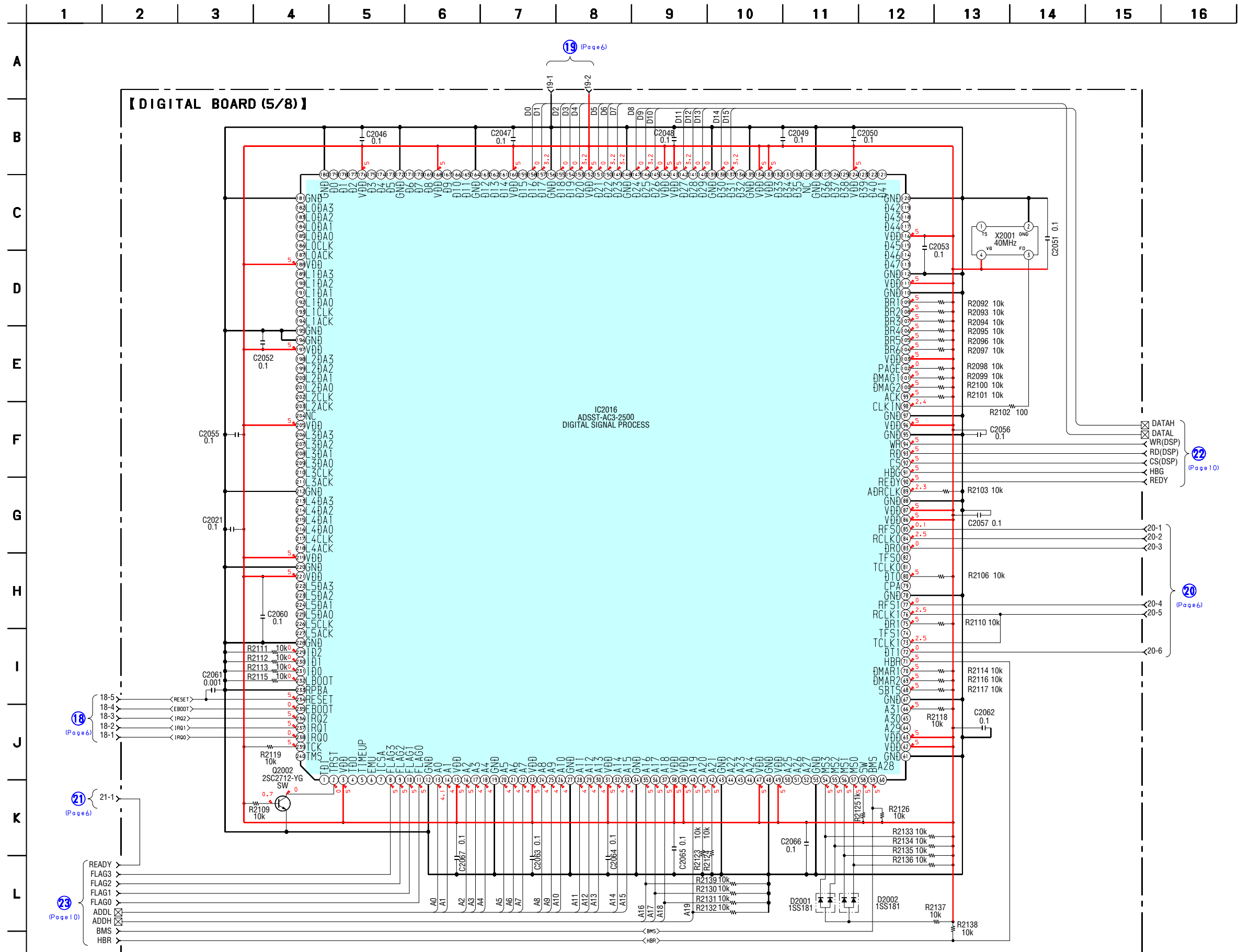
SCHEMATIC DIAGRAM – DIGITAL (4/8) SECTION – Last digit-13

- See page 42 for Waveforms.
- See page 102 for IC Pin Functions.



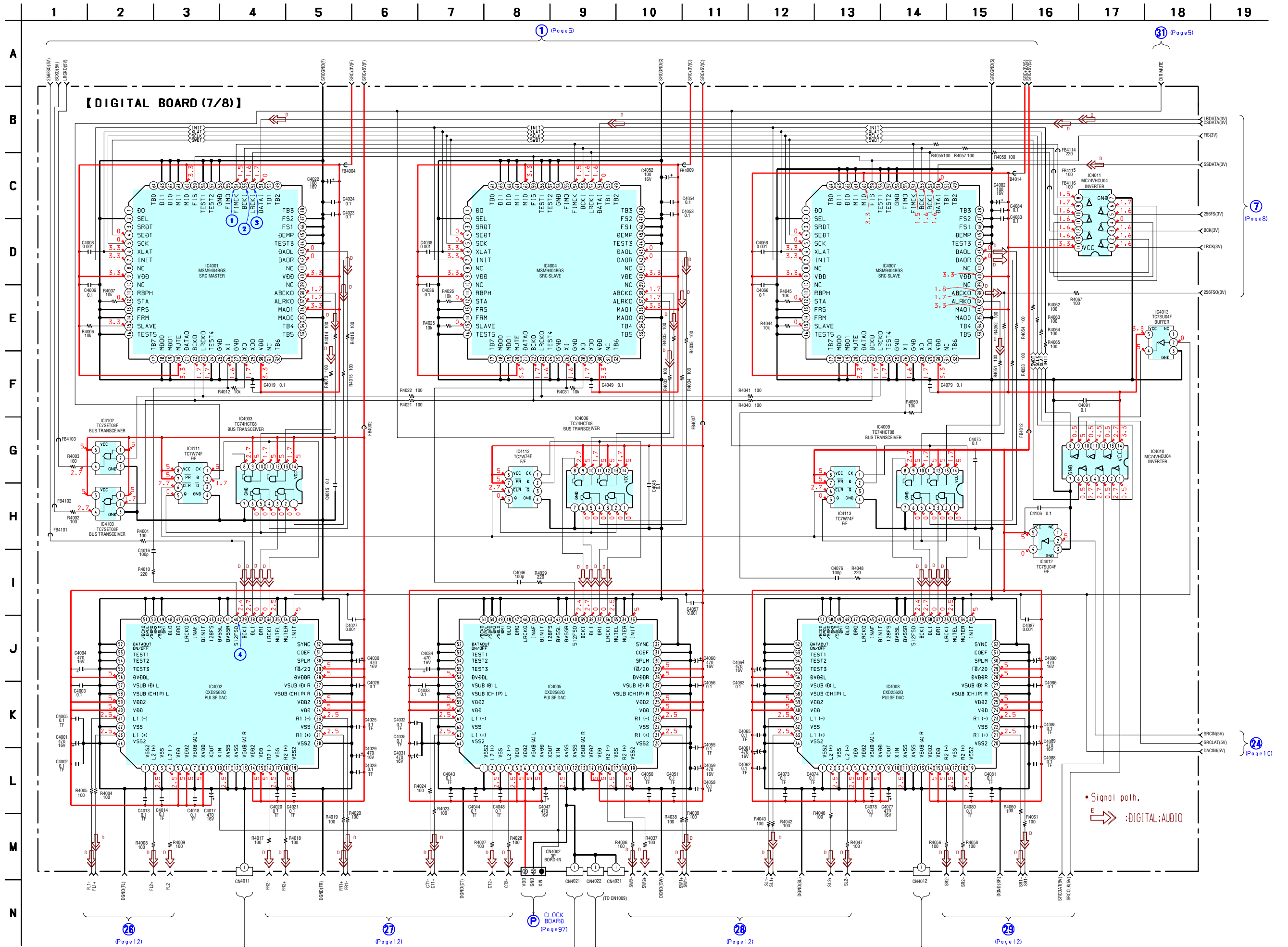
SCHEMATIC DIAGRAM – DIGITAL (5/8) SECTION – Last digit-13

- See page 59 for Printed Wiring Board.
- See page 106 for IC Pin Functions.





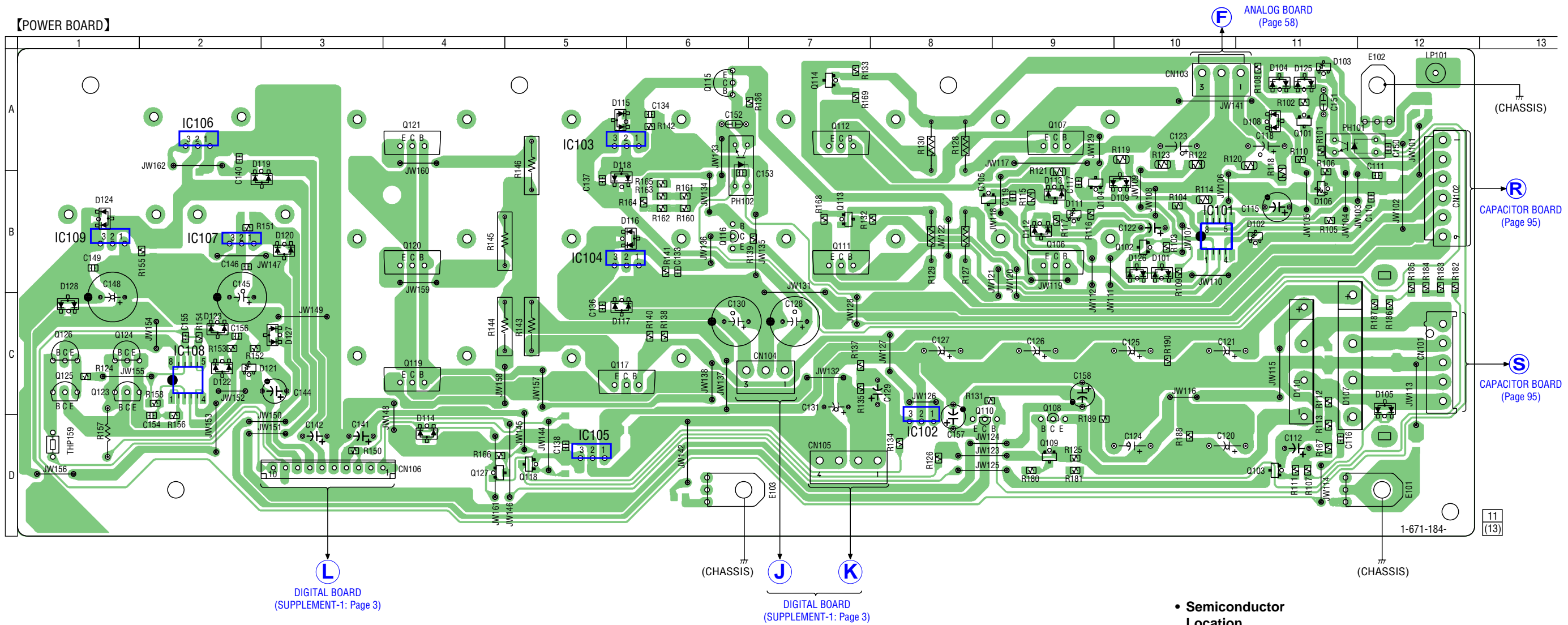
SCHEMATIC DIAGRAM – DIGITAL (7/8) SECTION – **Last digit-13** • SEE PAGE 42 FOR WAVEFORMS. • SEE PAGE 100 FOR IC BLOCK DIAGRAMS. • SEE PAGE 111 FOR IC PIN FUNCTIONS.





PRINTED WIRING BOARD – POWER SECTION –

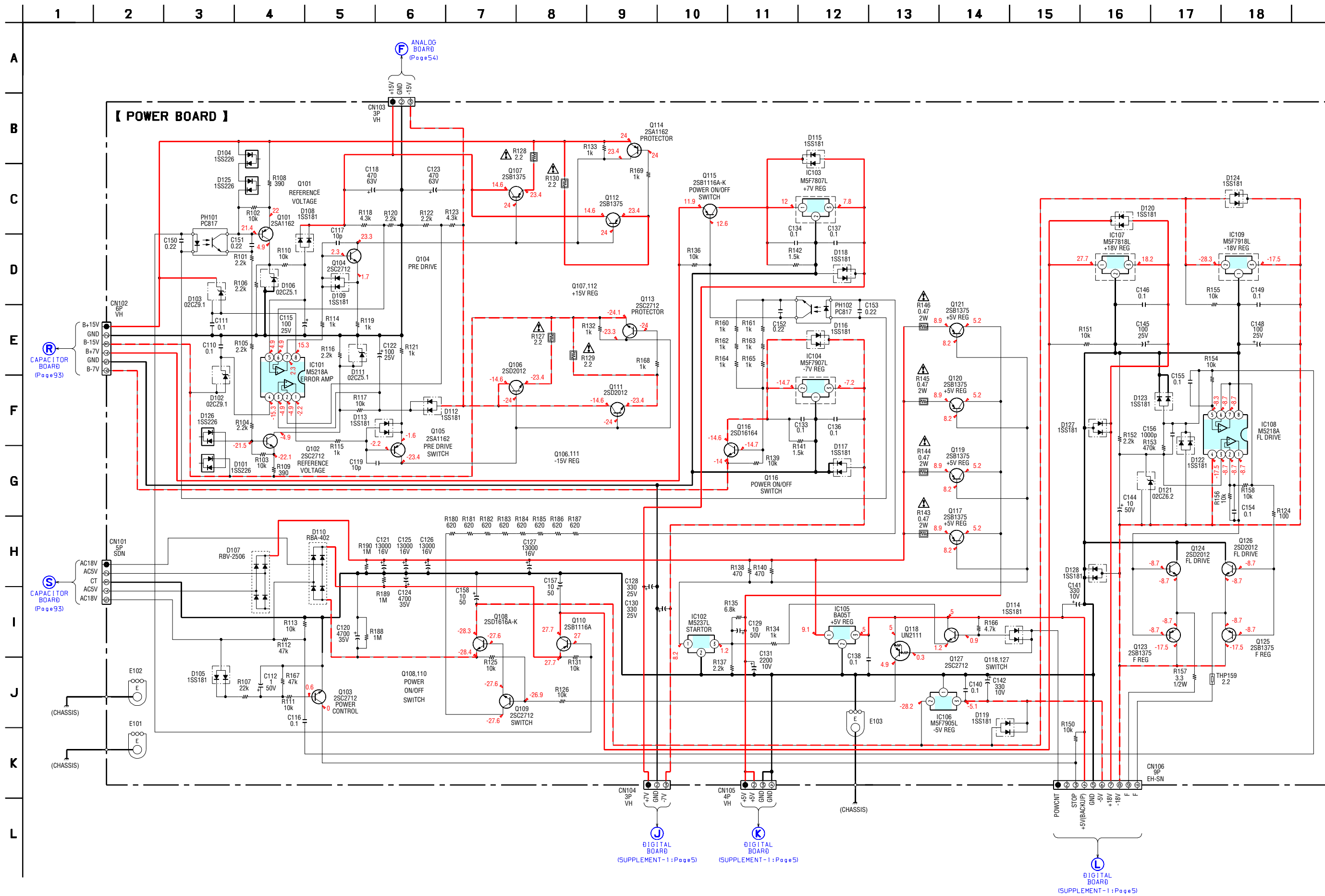
New Type



• Semiconductor Location

Ref. No.	Location	Ref. No.	Location	Ref. No.	Location
D101	B-10	IC101	B-10	Q119	C-4
D102	B-11	IC102	D-8	Q120	B-4
D103	A-11	IC103	A-5	Q121	A-4
D104	A-11	IC104	B-5	Q123	C-1
D105	D-12	IC105	D-5	Q124	C-1
D106	B-11	IC106	A-2	Q125	C-1
D107	C-11	IC107	B-2	Q126	C-1
D108	A-11	IC108	C-2	Q127	D-4
D109	B-10	IC109	B-1		
D110	D-11				
D111	B-9	Q101	A-11		
D112	B-9	Q102	B-10		
D113	B-9	Q103	D-11		
D114	D-4	Q104	B-9		
D115	A-5	Q105	B-8		
D116	B-6	Q106	B-9		
D117	C-5	Q107	A-9		
D118	B-6	Q108	D-9		
D119	B-2	Q109	D-9		
D120	B-3	Q110	D-8		
D121	C-2	Q111	B-7		
D122	C-2	Q112	A-7		
D123	C-2	Q113	B-7		
D124	B-1	Q114	A-7		
D125	A-11	Q115	A-6		
D126	B-10	Q116	B-6		
D127	C-3	Q117	C-5		
D128	C-1	Q118	D-5		

SCHEMATIC DIAGRAM – POWER SECTION – New Type



ELECTRICAL PARTS LIST

DIGITAL

Note:

以阴影和△标志来识别的零部件在安全方面具有关键性。因此只能以规定号码的零部件来更换。

The components identified by mark △ or dotted line with mark △ are critical for safety. Replace only with part number specified.

Les composants identifiés par une marque △ sont critiques pour la sécurité.
Ne les remplacer que par une pièce portant le numéro spécifié.

When indicating parts by reference number, please include the board name.

- Due to standardization, replacements in the parts list may be different from the parts specified in the diagrams or the components used on the set.
- -XX, -X mean standardized parts, so they may have some difference from the original one.
- Items marked “*” are not stocked since they are seldom required for routine service. Some delay should be anticipated when ordering these items.
- RESISTORS
All resistors are in ohms
METAL: Metal-film resistor
METAL OXIDE: Metal Oxide-film resistor
F : nonflammable

- SEMICONDUCTORS
In each case, u: μ , for example:
uA...: μ A..., uPA...: μ PA..., uPB...: μ PB...,
uPC...: μ PC..., uPD...: μ PD...
- CAPACITORS
uF : μ F
- COILS
uH : μ H
- Abbreviation
CND : Canadian model

Ref. No.	Part No.	Description	Remark	Ref. No.	Part No.	Description	Remark
*	A-4417-106-A	DIGITAL BOARD, COMPLETE (US,CND)		C1051	1-164-004-11	CERAMIC CHIP 0.1uF 10%	25V
*	A-4419-255-A	DIGITAL BOARD, COMPLETE (EXCEPT US,CND)		C1052	1-164-004-11	CERAMIC CHIP 0.1uF 10%	25V
		*****		C1053	1-104-666-11	ELECT 220uF 20%	25V
	4-974-510-01	SCREW (+BV 3X8 CU)		C1054	1-126-935-11	ELECT 470uF 20%	10V
		<CAPACITOR>		C1055	1-163-009-91	CERAMIC CHIP 0.001uF 10%	50V
C1001	1-164-004-11	CERAMIC CHIP 0.1uF 10%	25V	C1056	1-163-009-91	CERAMIC CHIP 0.001uF 10%	50V
C1002	1-164-004-11	CERAMIC CHIP 0.1uF 10%	25V	C1057	1-104-666-11	ELECT 220uF 20%	25V
C1003	1-119-792-21	ELECT 470uF 20%	16V	C1058	1-126-935-11	ELECT 470uF 20%	10V
C1004	1-164-004-11	CERAMIC CHIP 0.1uF 10%	25V	C1059	1-164-004-11	CERAMIC CHIP 0.1uF 10%	25V
C1005	1-163-009-91	CERAMIC CHIP 0.001uF 10%	50V	C1060	1-126-927-11	ELECT 2200uF 20%	10V
C1006	1-164-004-11	CERAMIC CHIP 0.1uF 10%	25V	C1061	1-119-792-21	ELECT 470uF 20%	16V
C1007	1-163-009-91	CERAMIC CHIP 0.001uF 10%	50V	C1062	1-119-792-21	ELECT 470uF 20%	16V
C1010	1-119-799-11	ELECT 47uF 20%	16V	C1063	1-119-792-21	ELECT 470uF 20%	16V
C1011	1-136-850-11	MYLAR 0.1uF 5%	63V	C1064	1-119-800-11	ELECT 100uF 20%	16V
C1012	1-164-004-11	CERAMIC CHIP 0.1uF 10%	25V	C1065	1-126-942-61	ELECT 1000uF 20%	25V
C1013	1-164-489-11	CERAMIC CHIP 0.22uF 10%	16V	C1066	1-119-792-21	ELECT 470uF 20%	16V
C1014	1-164-004-11	CERAMIC CHIP 0.1uF 10%	25V	C1067	1-126-942-61	ELECT 1000uF 20%	25V
C1017	1-164-004-11	CERAMIC CHIP 0.1uF 10%	25V	C1068	1-119-792-21	ELECT 470uF 20%	16V
C1018	1-164-004-11	CERAMIC CHIP 0.1uF 10%	25V	C1069	1-164-004-11	CERAMIC CHIP 0.1uF 10%	25V
C1021	1-164-004-11	CERAMIC CHIP 0.1uF 10%	25V	C1071	1-164-004-11	CERAMIC CHIP 0.1uF 10%	25V
C1022	1-136-850-11	MYLAR 0.1uF 5%	63V	C1072	1-164-004-11	CERAMIC CHIP 0.1uF 10%	25V
C1023	1-164-182-11	CERAMIC CHIP 0.0033uF 10%	50V	C1075	1-164-004-11	CERAMIC CHIP 0.1uF 10%	25V
C1024	1-119-792-21	ELECT 470uF 20%	16V	C1076	1-164-004-11	CERAMIC CHIP 0.1uF 10%	25V
C1025	1-119-792-21	ELECT 470uF 20%	16V	C1077	1-164-004-11	CERAMIC CHIP 0.1uF 10%	25V
C1026	1-119-800-11	ELECT 100uF 20%	16V	C1078	1-164-004-11	CERAMIC CHIP 0.1uF 10%	25V
C1029	1-130-475-00	MYLAR 0.0022uF 5%	50V	C1079	1-164-004-11	CERAMIC CHIP 0.1uF 10%	25V
C1030	1-130-475-00	MYLAR 0.0022uF 5%	50V	C1080	1-164-004-11	CERAMIC CHIP 0.1uF 10%	25V
C1031	1-164-004-11	CERAMIC CHIP 0.1uF 10%	25V	C1081	1-163-031-91	CERAMIC CHIP 0.01uF 50V	
C1032	1-164-004-11	CERAMIC CHIP 0.1uF 10%	25V	C1082	1-164-004-11	CERAMIC CHIP 0.1uF 10%	25V
C1036	1-119-800-11	ELECT 100uF 20%	16V	C1083	1-164-004-11	CERAMIC CHIP 0.1uF 10%	25V
C1037	1-164-004-11	CERAMIC CHIP 0.1uF 10%	25V	C1084	1-163-031-91	CERAMIC CHIP 0.01uF 50V	
C1038	1-164-004-11	CERAMIC CHIP 0.1uF 10%	25V	C1085	1-164-004-11	CERAMIC CHIP 0.1uF 10%	25V
C1039	1-136-165-00	MYLAR 0.1uF 5%	50V	C1086	1-164-344-11	CERAMIC CHIP 0.068uF 10%	25V
C1040	1-119-792-21	ELECT 470uF 20%	16V	C1087	1-164-004-11	CERAMIC CHIP 0.1uF 10%	25V
C1041	1-164-004-11	CERAMIC CHIP 0.1uF 10%	25V	C1088	1-119-800-11	ELECT 100uF 20%	16V
C1042	1-136-165-00	MYLAR 0.1uF 5%	50V	C1094	1-126-933-11	ELECT 100uF 20%	16V
C1043	1-119-800-11	ELECT 100uF 20%	16V	C1095	1-126-963-11	ELECT 4.7uF 20%	50V
C1044	1-119-811-21	ELECT 220uF 20%	35V	C1104	1-126-963-11	ELECT 4.7uF 20%	50V
C1045	1-119-811-21	ELECT 220uF 20%	35V	C1105	1-163-117-00	CERAMIC CHIP 100PF 5%	50V
C1046	1-119-811-21	ELECT 220uF 20%	35V	C1125	1-163-117-00	CERAMIC CHIP 100PF 5%	50V
C1047	1-119-811-21	ELECT 220uF 20%	35V	C1126	1-126-963-11	ELECT 4.7uF 20%	50V
C1048	1-119-830-11	ELECT 330uF 20%	25V	C2001	1-164-004-11	CERAMIC CHIP 0.1uF 10%	25V
C1049	1-164-004-11	CERAMIC CHIP 0.1uF 10%	25V	C2002	1-119-800-11	ELECT 100uF 20%	16V
C1050	1-119-792-21	ELECT 470uF 20%	16V	C2003	1-119-800-11	ELECT 100uF 20%	16V
				C2004	1-119-800-11	ELECT 100uF 20%	16V

DIGITAL

Ref. No.	Part No.	Description	Remark			Ref. No.	Part No.	Description	Remark		
C2005	1-119-800-11	ELECT	100uF	20%	16V	C2065	1-164-004-11	CERAMIC CHIP	0.1uF	10%	25V
C2006	1-136-165-00	MYLAR	0.1uF	5%	50V	C2066	1-164-004-11	CERAMIC CHIP	0.1uF	10%	25V
C2007	1-136-165-00	MYLAR	0.1uF	5%	50V	C2067	1-164-004-11	CERAMIC CHIP	0.1uF	10%	25V
C2008	1-136-165-00	MYLAR	0.1uF	5%	50V	C2068	1-163-117-00	CERAMIC CHIP	100PF	5%	50V
C2009	1-136-165-00	MYLAR	0.1uF	5%	50V	C2069	1-163-117-00	CERAMIC CHIP	100PF	5%	50V
C2010	1-164-004-11	CERAMIC CHIP	0.1uF	10%	25V	C2070	1-163-117-00	CERAMIC CHIP	100PF	5%	50V
C2011	1-164-004-11	CERAMIC CHIP	0.1uF	10%	25V	C3001	1-164-004-11	CERAMIC CHIP	0.1uF	10%	25V
C2013	1-119-800-11	ELECT	100uF	20%	16V	C3002	1-164-004-11	CERAMIC CHIP	0.1uF	10%	25V
C2014	1-164-004-11	CERAMIC CHIP	0.1uF	10%	25V	C3003	1-164-004-11	CERAMIC CHIP	0.1uF	10%	25V
C2015	1-164-004-11	CERAMIC CHIP	0.1uF	10%	25V	C3004	1-164-004-11	CERAMIC CHIP	0.1uF	10%	25V
C2016	1-164-004-11	CERAMIC CHIP	0.1uF	10%	25V	C3005	1-119-799-11	ELECT	47uF	20%	16V
C2017	1-164-004-11	CERAMIC CHIP	0.1uF	10%	25V	C3006	1-163-009-91	CERAMIC CHIP	0.001uF	10%	50V
C2018	1-164-004-11	CERAMIC CHIP	0.1uF	10%	25V	C3007	1-164-004-11	CERAMIC CHIP	0.1uF	10%	25V
C2019	1-164-004-11	CERAMIC CHIP	0.1uF	10%	25V	C3008	1-164-004-11	CERAMIC CHIP	0.1uF	10%	25V
C2020	1-164-004-11	CERAMIC CHIP	0.1uF	10%	25V	C3009	1-163-117-00	CERAMIC CHIP	100PF	5%	50V
C2021	1-164-004-11	CERAMIC CHIP	0.1uF	10%	25V	C3010	1-163-009-91	CERAMIC CHIP	0.001uF	10%	50V
C2022	1-164-004-11	CERAMIC CHIP	0.1uF	10%	25V	C3011	1-164-004-11	CERAMIC CHIP	0.1uF	10%	25V
C2023	1-164-004-11	CERAMIC CHIP	0.1uF	10%	25V	C3012	1-163-009-91	CERAMIC CHIP	0.001uF	10%	50V
C2024	1-164-004-11	CERAMIC CHIP	0.1uF	10%	25V	C3013	1-164-004-11	CERAMIC CHIP	0.1uF	10%	25V
C2025	1-164-004-11	CERAMIC CHIP	0.1uF	10%	25V	C3014	1-163-117-00	CERAMIC CHIP	100PF	5%	50V
C2026	1-164-004-11	CERAMIC CHIP	0.1uF	10%	25V	C3015	1-164-004-11	CERAMIC CHIP	0.1uF	10%	25V
C2027	1-164-004-11	CERAMIC CHIP	0.1uF	10%	25V	C3016	1-163-009-91	CERAMIC CHIP	0.001uF	10%	50V
C2028	1-164-004-11	CERAMIC CHIP	0.1uF	10%	25V	C3017	1-163-031-91	CERAMIC CHIP	0.01uF		50V
C2030	1-164-004-11	CERAMIC CHIP	0.1uF	10%	25V	C3018	1-164-004-11	CERAMIC CHIP	0.1uF	10%	25V
C2031	1-164-004-11	CERAMIC CHIP	0.1uF	10%	25V	C3019	1-164-004-11	CERAMIC CHIP	0.1uF	10%	25V
C2032	1-164-004-11	CERAMIC CHIP	0.1uF	10%	25V	C3020	1-164-004-11	CERAMIC CHIP	0.1uF	10%	25V
C2033	1-164-004-11	CERAMIC CHIP	0.1uF	10%	25V	C3021	1-119-799-11	ELECT	47uF	20%	16V
C2034	1-164-004-11	CERAMIC CHIP	0.1uF	10%	25V	C3022	1-119-799-11	ELECT	47uF	20%	16V
C2035	1-164-004-11	CERAMIC CHIP	0.1uF	10%	25V	C3023	1-164-004-11	CERAMIC CHIP	0.1uF	10%	25V
C2036	1-164-004-11	CERAMIC CHIP	0.1uF	10%	25V	C3024	1-164-004-11	CERAMIC CHIP	0.1uF	10%	25V
C2037	1-164-004-11	CERAMIC CHIP	0.1uF	10%	25V	C3025	1-119-792-21	ELECT	470uF	20%	16V
C2039	1-164-004-11	CERAMIC CHIP	0.1uF	10%	25V	C3026	1-164-004-11	CERAMIC CHIP	0.1uF	10%	25V
C2040	1-164-004-11	CERAMIC CHIP	0.1uF	10%	25V	C3027	1-164-004-11	CERAMIC CHIP	0.1uF	10%	25V
C2041	1-164-004-11	CERAMIC CHIP	0.1uF	10%	25V	C3028	1-164-004-11	CERAMIC CHIP	0.1uF	10%	25V
C2042	1-164-004-11	CERAMIC CHIP	0.1uF	10%	25V	C3029	1-164-004-11	CERAMIC CHIP	0.1uF	10%	25V
C2043	1-119-792-21	ELECT	470uF	20%	16V	C3030	1-163-117-00	CERAMIC CHIP	100PF	5%	50V
C2044	1-164-004-11	CERAMIC CHIP	0.1uF	10%	25V	C3031	1-163-117-00	CERAMIC CHIP	100PF	5%	50V
C2045	1-164-004-11	CERAMIC CHIP	0.1uF	10%	25V	C3032	1-164-004-11	CERAMIC CHIP	0.1uF	10%	25V
C2046	1-164-004-11	CERAMIC CHIP	0.1uF	10%	25V	C3033	1-164-004-11	CERAMIC CHIP	0.1uF	10%	25V
C2047	1-164-004-11	CERAMIC CHIP	0.1uF	10%	25V	C3034	1-164-004-11	CERAMIC CHIP	0.1uF	10%	25V
C2048	1-164-004-11	CERAMIC CHIP	0.1uF	10%	25V	C3036	1-119-800-11	ELECT	100uF	20%	16V
C2049	1-164-004-11	CERAMIC CHIP	0.1uF	10%	25V	C3037	1-119-800-11	ELECT	100uF	20%	16V
C2050	1-164-004-11	CERAMIC CHIP	0.1uF	10%	25V	C3038	1-163-117-00	CERAMIC CHIP	100PF	5%	50V
C2051	1-164-004-11	CERAMIC CHIP	0.1uF	10%	25V	C3039	1-163-117-00	CERAMIC CHIP	100PF	5%	50V
C2052	1-164-004-11	CERAMIC CHIP	0.1uF	10%	25V	C3101	1-163-117-00	CERAMIC CHIP	100PF	5%	50V
C2053	1-164-004-11	CERAMIC CHIP	0.1uF	10%	25V	C3102	1-164-004-11	CERAMIC CHIP	0.1uF	10%	25V
C2054	1-119-800-11	ELECT	100uF	20%	16V	C4001	1-119-792-21	ELECT	470uF	20%	16V
C2055	1-164-004-11	CERAMIC CHIP	0.1uF	10%	25V	C4002	1-136-850-11	MYLAR	0.1uF	5%	63V
C2056	1-164-004-11	CERAMIC CHIP	0.1uF	10%	25V	C4003	1-164-004-11	CERAMIC CHIP	0.1uF	10%	25V
C2057	1-164-004-11	CERAMIC CHIP	0.1uF	10%	25V	C4004	1-119-792-21	ELECT	470uF	20%	16V
C2058	1-164-004-11	CERAMIC CHIP	0.1uF	10%	25V	C4005	1-136-850-11	MYLAR	0.1uF	5%	63V
C2059	1-164-004-11	CERAMIC CHIP	0.1uF	10%	25V	C4006	1-164-004-11	CERAMIC CHIP	0.1uF	10%	25V
C2060	1-164-004-11	CERAMIC CHIP	0.1uF	10%	25V	C4008	1-163-009-91	CERAMIC CHIP	0.001uF	10%	50V
C2061	1-163-009-91	CERAMIC CHIP	0.001uF	10%	50V	C4013	1-136-850-11	MYLAR	0.1uF	5%	63V
C2062	1-164-004-11	CERAMIC CHIP	0.1uF	10%	25V	C4014	1-136-850-11	MYLAR	0.1uF	5%	63V
C2063	1-164-004-11	CERAMIC CHIP	0.1uF	10%	25V	C4015	1-164-004-11	CERAMIC CHIP	0.1uF	10%	25V
C2064	1-164-004-11	CERAMIC CHIP	0.1uF	10%	25V	C4016	1-163-117-00	CERAMIC CHIP	100PF	5%	50V
						C4017	1-119-792-21	ELECT	470uF	20%	16V

Ref. No.	Part No.	Description				Remark	Ref. No.	Part No.	Description				Remark
C4018	1-136-850-11	MYLAR	0.1uF	5%	63V		C4085	1-136-850-11	MYLAR	0.1uF	5%	63V	
C4019	1-164-004-11	CERAMIC CHIP	0.1uF	10%	25V		C4086	1-164-004-11	CERAMIC CHIP	0.1uF	10%	25V	
C4020	1-136-850-11	MYLAR	0.1uF	5%	63V		C4087	1-163-009-91	CERAMIC CHIP	0.001uF	10%	50V	
C4021	1-136-850-11	MYLAR	0.1uF	5%	63V		C4088	1-136-850-11	MYLAR	0.1uF	5%	63V	
C4022	1-119-800-11	ELECT	100uF	20%	16V		C4089	1-119-792-21	ELECT	470uF	20%	16V	
C4023	1-164-004-11	CERAMIC CHIP	0.1uF	10%	25V		C4090	1-119-792-21	ELECT	470uF	20%	16V	
C4024	1-164-004-11	CERAMIC CHIP	0.1uF	10%	25V		C4091	1-164-004-11	CERAMIC CHIP	0.1uF	10%	25V	
C4025	1-136-850-11	MYLAR	0.1uF	5%	63V		C4106	1-164-004-11	CERAMIC CHIP	0.1uF	10%	25V	
C4026	1-164-004-11	CERAMIC CHIP	0.1uF	10%	25V		C5001	1-130-305-51	FILM	0.022uF	5%	100V	
C4027	1-163-009-91	CERAMIC CHIP	0.001uF	10%	50V		C5003	1-130-305-51	FILM	0.022uF	5%	100V	
C4028	1-136-850-11	MYLAR	0.1uF	5%	63V		C5004	1-119-800-11	ELECT	100uF	20%	25V	
C4029	1-119-792-21	ELECT	470uF	20%	16V		C5006	1-136-850-11	MYLAR	0.1uF	5%	63V	
C4030	1-119-792-21	ELECT	470uF	20%	16V		C5007	1-136-850-11	MYLAR	0.1uF	5%	63V	
C4031	1-119-792-21	ELECT	470uF	20%	16V		C5009	1-130-856-00	FILM	0.0068uF	5%	100V	
C4032	1-136-850-11	MYLAR	0.1uF	5%	63V		C5010	1-119-799-11	ELECT	47uF	20%	16V	
C4033	1-164-004-11	CERAMIC CHIP	0.1uF	10%	25V		C5011	1-119-799-11	ELECT	47uF	20%	16V	
C4034	1-119-792-21	ELECT	470uF	20%	16V		C5013	1-136-850-11	MYLAR	0.1uF	5%	63V	
C4035	1-136-850-11	MYLAR	0.1uF	5%	63V		C5014	1-119-799-11	ELECT	47uF	20%	16V	
C4036	1-164-004-11	CERAMIC CHIP	0.1uF	10%	25V		C5017	1-119-799-11	ELECT	47uF	20%	16V	
C4038	1-163-009-91	CERAMIC CHIP	0.001uF	10%	50V		C5018	1-119-825-41	ELECT	22uF	20%	50V	
C4043	1-136-850-11	MYLAR	0.1uF	5%	63V		C5019	1-130-856-00	FILM	0.0068uF	5%	100V	
C4044	1-136-850-11	MYLAR	0.1uF	5%	63V		C5020	1-130-305-51	FILM	0.022uF	5%	100V	
C4045	1-164-004-11	CERAMIC CHIP	0.1uF	10%	25V		C5022	1-130-305-51	FILM	0.022uF	5%	100V	
C4046	1-163-117-00	CERAMIC CHIP	100PF	5%	50V		C5023	1-119-820-31	ELECT	1uF	20%	50V	
C4047	1-119-792-21	ELECT	470uF	20%	16V		C5024	1-119-800-11	ELECT	100uF	20%	25V	
C4048	1-136-850-11	MYLAR	0.1uF	5%	63V		C5026	1-136-850-11	MYLAR	0.1uF	5%	63V	
C4049	1-164-004-11	CERAMIC CHIP	0.1uF	10%	25V		C5027	1-136-850-11	MYLAR	0.1uF	5%	63V	
C4050	1-136-850-11	MYLAR	0.1uF	5%	63V		C5029	1-130-856-00	FILM	0.0068uF	5%	100V	
C4051	1-136-850-11	MYLAR	0.1uF	5%	63V		C5030	1-119-799-11	ELECT	47uF	20%	16V	
C4052	1-119-800-11	ELECT	100uF	20%	16V		C5031	1-119-799-11	ELECT	47uF	20%	16V	
C4053	1-164-004-11	CERAMIC CHIP	0.1uF	10%	25V		C5033	1-136-850-11	MYLAR	0.1uF	5%	63V	
C4054	1-164-004-11	CERAMIC CHIP	0.1uF	10%	25V		C5034	1-119-799-11	ELECT	47uF	20%	16V	
C4055	1-136-850-11	MYLAR	0.1uF	5%	63V		C5037	1-119-799-11	ELECT	47uF	20%	16V	
C4056	1-164-004-11	CERAMIC CHIP	0.1uF	10%	25V		C5038	1-119-825-41	ELECT	22uF	20%	50V	
C4057	1-163-009-91	CERAMIC CHIP	0.001uF	10%	50V		C5039	1-119-820-31	ELECT	1uF	20%	50V	
C4058	1-136-850-11	MYLAR	0.1uF	5%	63V		C5040	1-130-856-00	FILM	0.0068uF	5%	100V	
C4059	1-119-792-21	ELECT	470uF	20%	16V		C5043	1-130-305-51	FILM	0.022uF	5%	100V	
C4060	1-119-792-21	ELECT	470uF	20%	16V		C5046	1-130-305-51	FILM	0.022uF	5%	100V	
C4061	1-119-792-21	ELECT	470uF	20%	16V		C5047	1-119-800-11	ELECT	100uF	20%	25V	
C4062	1-136-850-11	MYLAR	0.1uF	5%	63V		C5049	1-136-850-11	MYLAR	0.1uF	5%	63V	
C4063	1-164-004-11	CERAMIC CHIP	0.1uF	10%	25V		C5050	1-136-850-11	MYLAR	0.1uF	5%	63V	
C4064	1-119-792-21	ELECT	470uF	20%	16V		C5052	1-130-856-00	FILM	0.0068uF	5%	100V	
C4065	1-136-850-11	MYLAR	0.1uF	5%	63V		C5053	1-119-799-11	ELECT	47uF	20%	16V	
C4066	1-164-004-11	CERAMIC CHIP	0.1uF	10%	25V		C5054	1-119-799-11	ELECT	47uF	20%	16V	
C4068	1-163-009-91	CERAMIC CHIP	0.001uF	10%	50V		C5056	1-119-792-21	ELECT	470uF	20%	16V	
C4073	1-136-850-11	MYLAR	0.1uF	5%	63V		C5057	1-163-009-91	CERAMIC CHIP	0.001uF	10%	50V	
C4074	1-136-850-11	MYLAR	0.1uF	5%	63V		C5058	1-163-009-91	CERAMIC CHIP	0.001uF	10%	50V	
C4075	1-164-004-11	CERAMIC CHIP	0.1uF	10%	25V		C5060	1-136-850-11	MYLAR	0.1uF	5%	63V	
C4076	1-163-117-00	CERAMIC CHIP	100PF	5%	50V		C5061	1-119-799-11	ELECT	47uF	20%	16V	
C4077	1-119-792-21	ELECT	470uF	20%	16V		C5064	1-119-799-11	ELECT	47uF	20%	16V	
C4078	1-136-850-11	MYLAR	0.1uF	5%	63V		C5065	1-119-825-41	ELECT	22uF	20%	50V	
C4079	1-164-004-11	CERAMIC CHIP	0.1uF	10%	25V		C5066	1-130-856-00	FILM	0.0068uF	5%	100V	
C4080	1-136-850-11	MYLAR	0.1uF	5%	63V		C5067	1-130-305-51	FILM	0.022uF	5%	100V	
C4081	1-136-850-11	MYLAR	0.1uF	5%	63V		C5069	1-130-305-51	FILM	0.022uF	5%	100V	
C4082	1-119-800-11	ELECT	100uF	20%	16V		C5070	1-119-820-31	ELECT	1uF	20%	50V	
C4083	1-164-004-11	CERAMIC CHIP	0.1uF	10%	25V		C5071	1-119-800-11	ELECT	100uF	20%	25V	
C4084	1-164-004-11	CERAMIC CHIP	0.1uF	10%	25V		C5073	1-136-850-11	MYLAR	0.1uF	5%	63V	
							C5074	1-136-850-11	MYLAR	0.1uF	5%	63V	

DIGITAL

Ref. No.	Part No.	Description	Remark			Ref. No.	Part No.	Description	Remark		
C5076	1-130-856-00	FILM	0.0068uF	5%	100V						
C5077	1-119-799-11	ELECT	47uF	20%	16V	D1013	8-719-801-78	DIODE 1SS184			
C5078	1-119-799-11	ELECT	47uF	20%	16V	D1014	8-719-801-78	DIODE 1SS184			
C5080	1-136-850-11	MYLAR	0.1uF	5%	63V	D2001	8-719-820-05	DIODE 1SS181			
C5081	1-119-799-11	ELECT	47uF	20%	16V	D2002	8-719-820-05	DIODE 1SS181			
C5084	1-119-799-11	ELECT	47uF	20%	16V	D3001	8-719-801-78	DIODE 1SS184			
C5085	1-119-825-41	ELECT	22uF	20%	50V	D3002	8-719-801-78	DIODE 1SS184			
C5086	1-119-820-31	ELECT	1uF	20%	50V	D3003	8-719-801-78	DIODE 1SS184			
C5087	1-130-856-00	FILM	0.0068uF	5%	100V	D3004	8-719-820-05	DIODE 1SS181			
C5090	1-130-305-51	FILM	0.022uF	5%	100V	D3005	8-719-801-78	DIODE 1SS184			
C5092	1-130-305-51	FILM	0.022uF	5%	100V			<FERRITE BEAD>			
C5093	1-119-800-11	ELECT	100uF	20%	25V	FB1001	1-410-397-21	FERRITE BEAD INDUCTOR			
C5095	1-136-850-11	MYLAR	0.1uF	5%	63V	FB1002	1-410-397-21	FERRITE BEAD INDUCTOR			
C5096	1-136-850-11	MYLAR	0.1uF	5%	63V	FB1003	1-410-397-21	FERRITE BEAD INDUCTOR			
C5098	1-130-856-00	FILM	0.0068uF	5%	100V	FB1004	1-410-397-21	FERRITE BEAD INDUCTOR			
C5099	1-119-799-11	ELECT	47uF	20%	16V	FB1005	1-410-397-21	FERRITE BEAD INDUCTOR			
C5100	1-119-799-11	ELECT	47uF	20%	16V	FB1006	1-410-397-21	FERRITE BEAD INDUCTOR			
C5102	1-136-850-11	MYLAR	0.1uF	5%	63V	FB1007	1-410-397-21	FERRITE BEAD INDUCTOR			
C5103	1-119-799-11	ELECT	47uF	20%	16V	FB1008	1-410-397-21	FERRITE BEAD INDUCTOR			
C5106	1-119-799-11	ELECT	47uF	20%	16V	FB1009	1-410-397-21	FERRITE BEAD INDUCTOR			
C5107	1-119-825-41	ELECT	22uF	20%	50V	FB1010	1-410-397-21	FERRITE BEAD INDUCTOR			
C5108	1-130-856-00	FILM	0.0068uF	5%	100V	FB1011	1-410-397-21	FERRITE BEAD INDUCTOR			
C5110	1-130-305-51	FILM	0.022uF	5%	100V	FB1012	1-410-397-21	FERRITE BEAD INDUCTOR			
C5112	1-130-305-51	FILM	0.022uF	5%	100V	FB1013	1-410-397-21	FERRITE BEAD INDUCTOR			
C5113	1-119-820-31	ELECT	1uF	20%	50V	FB1014	1-216-813-11	METAL CHIP 220	5%	1/16W	
C5114	1-119-800-11	ELECT	100uF	20%	25V	FB1015	1-216-813-11	METAL CHIP 220	5%	1/16W	
C5116	1-136-850-11	MYLAR	0.1uF	5%	63V	FB1016	1-216-813-11	METAL CHIP 220	5%	1/16W	
C5117	1-136-850-11	MYLAR	0.1uF	5%	63V	FB1017	1-216-813-11	METAL CHIP 220	5%	1/16W	
C5120	1-130-856-00	FILM	0.0068uF	5%	100V	FB1018	1-216-813-11	METAL CHIP 220	5%	1/16W	
C5121	1-119-799-11	ELECT	47uF	20%	16V	FB1101	1-500-245-11	FERRITE 0uH			
C5122	1-119-799-11	ELECT	47uF	20%	16V	FB1102	1-500-245-11	FERRITE 0uH			
C5125	1-136-850-11	MYLAR	0.1uF	5%	63V	FB2001	1-410-397-21	FERRITE BEAD INDUCTOR			
C5126	1-119-799-11	ELECT	47uF	20%	16V	FB2002	1-410-397-21	FERRITE BEAD INDUCTOR			
C5129	1-119-799-11	ELECT	47uF	20%	16V	FB2003	1-500-230-21	INDUCTOR 0uH			
C5130	1-119-825-41	ELECT	22uF	20%	50V	FB2004	1-216-809-11	METAL CHIP 100	5%	1/16W	
C5131	1-119-820-31	ELECT	1uF	20%	50V	FB3001	1-500-230-21	INDUCTOR 0uH			
C5132	1-130-856-00	FILM	0.0068uF	5%	100V	FB4002	1-410-397-21	FERRITE BEAD INDUCTOR			
		<CONNECTOR>				FB4004	1-410-397-21	FERRITE BEAD INDUCTOR			
CN1002	1-691-769-11	PLUG (MICRO CONNECTOR) 7P				FB4007	1-410-397-21	FERRITE BEAD INDUCTOR			
* CN1003	1-564-104-00	PIN, CONNECTOR(3.96MM PITCH)3P				FB4009	1-410-397-21	FERRITE BEAD INDUCTOR			
CN1004	1-691-771-11	PLUG (MICRO CONNECTOR) 9P				FB4012	1-410-397-21	FERRITE BEAD INDUCTOR			
* CN1005	1-564-241-11	PIN, CONNECTOR(3.96MM PITCH)4P									
* CN1006	1-568-826-11	SOCKET, CONNECTOR 7P				FB4014	1-410-397-21	FERRITE BEAD INDUCTOR			
						FB4101	1-414-233-22	FERRITE 0uH			
* CN3001	1-568-936-11	PIN, CONNECTOR 9P				FB4102	1-414-231-22	FERRITE 0uH			
* CN3002	1-568-841-11	SOCKET, CONNECTOR 25P				FB4103	1-414-231-22	FERRITE 0uH			
CN3003	1-564-506-11	PLUG, CONNECTOR 3P				FB4114	1-216-813-11	METAL CHIP 220	5%	1/16W	
CN4002	1-691-160-11	PIN, CONNECTOR 3P									
CN5001	1-691-772-11	PLUG (MICRO CONNECTOR) 10P				FB4115	1-216-809-11	METAL CHIP 100	5%	1/16W	
						FB4116	1-216-809-11	METAL CHIP 100	5%	1/16W	
CN5002	1-691-772-21	PLUG (MICRO CONNECTOR) 10P				FB5005	1-410-397-21	FERRITE BEAD INDUCTOR			
		<DIODE>				FB5006	1-410-397-21	FERRITE BEAD INDUCTOR			
D1001	8-719-025-33	DIODE 02CZ6.2-TE85L						<HEAT SINK>			
D1006	8-719-800-76	DIODE 1SS226				* H1001	4-931-401-72	HEAT SINK, V.OUT			
D1007	8-719-800-76	DIODE 1SS226						<IC>			
D1008	8-719-800-76	DIODE 1SS226				IC1001	8-759-356-27	IC NJM2129M-TE2			
D1009	8-719-800-76	DIODE 1SS226				IC1002	8-759-557-32	IC ADM202EARN-REEL			

Ref. No.	Part No.	Description	Remark	Ref. No.	Part No.	Description	Remark
IC1004	8-759-426-99	IC CXD8607N-T6		IC3014	8-759-367-70	IC MC74HC125AFEL	
IC1005	8-759-450-47	IC BA05T		IC3015	8-759-424-19	IC MC74HC126AFEL	
IC1006	8-759-445-59	IC BA033T		IC3016	8-759-387-77	IC TC7WU04F-TE12L	
				IC3017	8-759-367-70	IC MC74HC125AFEL	
IC1007	8-749-923-05	IC TORX178B		IC3018	8-759-424-65	IC MC74HC574AFEL	
IC1008	8-759-424-13	IC MC74HC00AFEL					
IC1009	8-759-243-19	IC TC7SU04F-TE85L		IC3019	8-759-424-65	IC MC74HC574AFEL	
IC1010	8-749-015-11	IC TORX173(HS)		IC3020	8-759-367-70	IC MC74HC125AFEL	
IC1011	8-749-923-05	IC TORX178B		IC3021	8-759-478-92	IC TC7SET04FU(TE85R)	
				IC4001	8-759-481-28	IC MSM9404BGS-BK	
IC1012	8-759-424-13	IC MC74HC00AFEL		IC4002	8-759-044-10	IC CXD2562Q	
IC1013	8-749-923-05	IC TORX178B					
IC1014	8-759-424-25	IC MC74HC151FEL		IC4003	8-759-525-43	IC TC74HCT08AF(EL)	
IC1015	8-759-032-50	IC TC74HC241AF(EL)		IC4004	8-759-481-28	IC MSM9404BGS-BK	
IC1016	8-749-923-04	IC TOTX178A		IC4005	8-759-044-10	IC CXD2562Q	
				IC4006	8-759-525-43	IC TC74HCT08AF(EL)	
IC1017	8-759-243-19	IC TC7SU04F-TE85L		IC4007	8-759-481-28	IC MSM9404BGS-BK	
IC1018	8-749-923-05	IC TORX178B					
IC1019	8-759-557-25	IC CS8414-CSR		IC4008	8-759-044-10	IC CXD2562Q	
IC1020	8-759-525-10	IC TC7SET08F(TE85L)		IC4009	8-759-525-43	IC TC74HCT08AF(EL)	
IC1021	8-759-243-19	IC TC7SU04F-TE85L		IC4010	8-759-557-19	IC MC74VHCU04MEL	
				IC4011	8-759-557-19	IC MC74VHCU04MEL	
IC1022	8-759-180-84	IC TC7W74F(TE12R)		IC4012	8-759-243-19	IC TC7SU04F-TE85L	
IC1023	8-759-367-69	IC MC74HC74AFEL					
IC1024	8-759-636-55	IC M5218AFP-T1		IC4013	8-759-243-19	IC TC7SU04F-TE85L	
IC1025	8-759-243-19	IC TC7SU04F-TE85L		IC4102	8-759-525-10	IC TC7SET08F(TE85L)	
IC1026	8-759-031-84	IC TC7S04F(TE85R)		IC4103	8-759-525-10	IC TC7SET08F(TE85L)	
				IC4111	8-759-180-84	IC TC7W74F(TE12R)	
IC1027	8-759-031-84	IC TC7S04F(TE85R)		IC4112	8-759-180-84	IC TC7W74F(TE12R)	
IC1028	8-759-031-84	IC TC7S04F(TE85R)					
IC1051	8-759-175-30	IC NJM78L12UA-TE1		IC4113	8-759-180-84	IC TC7W74F(TE12R)	
IC2001	8-759-424-65	IC MC74HC574AFEL		IC5001	8-759-371-51	IC CXA8042AS	
IC2002	8-759-445-59	IC BA033T		IC5002	8-759-296-74	IC AD712JR-REEL	
				IC5003	8-759-371-51	IC CXA8042AS	
IC2003	8-759-445-59	IC BA033T		IC5004	8-759-296-74	IC AD712JR-REEL	
IC2004	8-759-488-94	IC IDT71V256SA15Y-TL					
IC2005	8-752-391-87	IC CXD2712R		IC5005	8-759-369-74	IC NJM4556AM-TE2	
IC2006	8-759-557-19	IC MC74VHCU04MEL		IC5006	8-759-231-53	IC M5F7805L	
IC2007	8-759-546-46	IC IDT71V124S15YAU-TL		IC5007	8-759-371-51	IC CXA8042AS	
				IC5008	8-759-296-74	IC AD712JR-REEL	
IC2008	8-759-531-30	IC MC74LVX4245-DT		IC5009	8-759-557-23	IC M62362P	
IC2009	8-752-391-87	IC CXD2712R					
IC2010	8-759-546-46	IC IDT71V124S15YAU-TL		IC5010	8-759-371-51	IC CXA8042AS	
IC2011	8-759-424-65	IC MC74HC574AFEL		IC5011	8-759-296-74	IC AD712JR-REEL	
IC2012	8-759-424-65	IC MC74HC574AFEL		IC5012	8-759-369-74	IC NJM4556AM-TE2	
				IC5013	8-759-371-51	IC CXA8042AS	
IC2013	8-759-546-46	IC IDT71V124S15YAU-TL		IC5014	8-759-296-74	IC AD712JR-REEL	
IC2014	8-759-548-82	IC SN74LV541ANSR					
IC2015	8-759-525-00	IC CXD8751Q		IC5016	8-759-371-51	IC CXA8042AS	
IC2016	8-759-557-26	IC ADSST-AC3-2500		IC5017	8-759-296-74	IC AD712JR-REEL	
IC2017	8-759-456-86	IC TC7SH14F(TE85L)		IC5018	8-759-369-74	IC NJM4556AM-TE2	
				IC5019	8-759-557-23	IC M62362P	
IC2018	8-759-082-59	IC TC7W32FU(TE12R)					
IC2019	8-759-082-59	IC TC7W32FU(TE12R)					
IC3001	8-759-424-13	IC MC74HC00AFEL					
IC3002	8-759-545-07	IC TMP87C447U-4A06					
IC3003	8-759-367-67	IC MC74HC14AFEL					
IC3004	8-759-557-35	IC M51943BML-600C					
IC3005	8-759-367-62	IC MC74HC157AFEL					
IC3006	8-759-561-42	IC MC74VHC573MEL					
IC3007	8-759-561-42	IC MC74VHC573MEL					
IC3008	8-759-557-27	IC HD64F2134FA20-CONT					
IC3009	8-759-567-61	IC MBM29F800BA-90PF-FJ-1					
IC3010	8-759-424-65	IC MC74HC574AFEL					
IC3011	8-759-424-65	IC MC74HC574AFEL					
IC3012	8-759-387-77	IC TC7WU04F-TE12L					
IC3013	8-759-424-14	IC MC74HC02AFEL					

<JACK>

J1001	1-764-188-21	JACK (SMALL TYPE) (DIA. 3.5)	(MONITOR CTRL-A1)
J1002	1-563-330-11	JACK (S-LINK CTRL-A1)	
J1003	1-563-330-11	JACK (S-LINK CTRL-A1)	
J1004	1-815-737-11	CONNECTOR, (D) SUB 9P (RS-232C)	
J1005	1-568-750-21	JACK, PIN (1P SHIELD TYPE) (LD COAXIAL IN)	
J1006	1-568-750-21	JACK, PIN (1P SHIELD TYPE) (DVD COAXIAL IN)	
J1007	1-568-750-21	JACK, PIN (1P SHIELD TYPE) (CD COAXIAL IN)	
J1008	1-568-750-31	JACK, PIN (1P SHIELD TYPE) (LD COAXIAL IN)	
J1009	1-764-188-21	JACK (SMALL TYPE) (DIA. 3.5)	(ANALIZER MIC IN)

DIGITAL

Ref. No.	Part No.	Description				Remark	Ref. No.	Part No.	Description				Remark
<JUMPER RESISTOR>							R1037	1-216-809-11	METAL CHIP	100	5%	1/16W	
							R1038	1-259-995-11	CARBON MELF	1K	2%	1/8W	
JR2002	1-211-950-11	SHORT CHIP	0				R1039	1-216-809-11	METAL CHIP	100	5%	1/16W	
JR2003	1-211-950-11	SHORT CHIP	0										
JR2004	1-211-950-11	SHORT CHIP	0				R1040	1-259-995-11	CARBON MELF	1K	2%	1/8W	
JR2005	1-211-950-11	SHORT CHIP	0				R1041	1-259-909-11	CARBON MELF	75	2%	1/8W	
JR2006	1-211-950-11	SHORT CHIP	0				R1042	1-216-809-11	METAL CHIP	100	5%	1/16W	
							R1043	1-216-809-11	METAL CHIP	100	5%	1/16W	
JR2009	1-211-950-11	SHORT CHIP	0				R1044	1-260-008-11	CARBON MELF	10K	2%	1/8W	
JR2010	1-211-950-11	SHORT CHIP	0										
JR2012	1-211-950-11	SHORT CHIP	0				R1045	1-259-909-11	CARBON MELF	75	2%	1/8W	
JR2013	1-211-950-11	SHORT CHIP	0				R1046	1-216-041-00	METAL CHIP	470	5%	1/10W	
JR2015	1-211-950-11	SHORT CHIP	0				R1047	1-216-809-11	METAL CHIP	100	5%	1/16W	
							R1048	1-216-809-11	METAL CHIP	100	5%	1/16W	
JR2016	1-211-950-11	SHORT CHIP	0				R1049	1-216-073-91	RES-CHIP	10K	5%	1/10W	
<TRANSISTOR>							R1051	1-216-821-11	METAL CHIP	1K	5%	1/16W	
							R1052	1-216-809-11	METAL CHIP	100	5%	1/16W	
Q1001	8-729-424-08	TRANSISTOR	UN2111				R1053	1-259-979-11	CARBON MELF	47	2%	1/8W	
Q1002	8-729-230-49	TRANSISTOR	2SC2712-YG				R1054	1-259-979-11	CARBON MELF	47	2%	1/8W	
Q2002	8-729-230-49	TRANSISTOR	2SC2712-YG				R1055	1-216-069-00	METAL CHIP	6.8K	5%	1/10W	
Q3001	8-729-421-22	TRANSISTOR	UN2211										
Q3002	8-729-230-49	TRANSISTOR	2SC2712-YG				R1056	1-259-979-11	CARBON MELF	47	2%	1/8W	
							R1057	1-216-057-00	METAL CHIP	2.2K	5%	1/10W	
Q3003	8-729-421-22	TRANSISTOR	UN2211				R1058	1-216-057-00	METAL CHIP	2.2K	5%	1/10W	
Q3004	8-729-216-22	TRANSISTOR	2SA1162-G				R1059	1-216-025-11	RES-CHIP	100	5%	1/10W	
Q3005	8-729-424-08	TRANSISTOR	UN2111				R1060	1-216-025-11	RES-CHIP	100	5%	1/10W	
Q3006	8-729-230-49	TRANSISTOR	2SC2712-YG										
Q3007	8-729-230-49	TRANSISTOR	2SC2712-YG				R1061	1-216-025-11	RES-CHIP	100	5%	1/10W	
							R1062	1-216-065-91	RES-CHIP	4.7K	5%	1/10W	
Q3008	8-729-424-08	TRANSISTOR	UN2111				R1063	1-216-097-11	RES-CHIP	100K	5%	1/10W	
Q3009	8-729-421-22	TRANSISTOR	UN2211				R1064	1-216-113-00	METAL CHIP	470K	5%	1/10W	
Q3010	8-729-421-22	TRANSISTOR	UN2211				R1067	1-216-049-11	RES-CHIP	1K	5%	1/10W	
Q3011	8-729-421-22	TRANSISTOR	UN2211										
<RESISTOR>							R1073	1-216-097-11	RES-CHIP	100K	5%	1/10W	
							R1080	1-216-073-91	RES-CHIP	10K	5%	1/10W	
R1001	1-216-025-11	RES-CHIP	100	5%	1/10W		R1099	1-216-097-11	RES-CHIP	100K	5%	1/10W	
R1002	1-216-049-11	RES-CHIP	1K	5%	1/10W		R1102	1-216-097-11	RES-CHIP	100K	5%	1/10W	
R1003	1-216-025-11	RES-CHIP	100	5%	1/10W		R2001	1-216-833-11	METAL CHIP	10K	5%	1/16W	
R1004	1-216-073-91	RES-CHIP	10K	5%	1/10W								
R1005	1-216-025-11	RES-CHIP	100	5%	1/10W		R2002	1-216-833-11	METAL CHIP	10K	5%	1/16W	
							R2003	1-216-833-11	METAL CHIP	10K	5%	1/16W	
R1008	1-259-983-11	CARBON MELF	100	2%	1/8W		R2004	1-216-833-11	METAL CHIP	10K	5%	1/16W	
R1009	1-259-983-11	CARBON MELF	100	2%	1/8W		R2005	1-216-833-11	METAL CHIP	10K	5%	1/16W	
R1012	1-259-983-11	CARBON MELF	100	2%	1/8W		R2006	1-216-833-11	METAL CHIP	10K	5%	1/16W	
R1013	1-259-983-11	CARBON MELF	100	2%	1/8W								
R1014	1-216-025-11	RES-CHIP	100	5%	1/10W		R2007	1-216-833-11	METAL CHIP	10K	5%	1/16W	
							R2008	1-216-833-11	METAL CHIP	10K	5%	1/16W	
R1020	1-259-909-11	CARBON MELF	75	2%	1/8W		R2010	1-216-833-11	METAL CHIP	10K	5%	1/16W	
R1021	1-259-995-11	CARBON MELF	1K	2%	1/8W		R2011	1-216-809-11	METAL CHIP	100	5%	1/16W	
R1022	1-259-909-11	CARBON MELF	75	2%	1/8W		R2012	1-216-809-11	METAL CHIP	100	5%	1/16W	
R1023	1-260-008-11	CARBON MELF	10K	2%	1/8W								
R1024	1-259-995-11	CARBON MELF	1K	2%	1/8W		R2014	1-216-809-11	METAL CHIP	100	5%	1/16W	
							R2015	1-216-809-11	METAL CHIP	100	5%	1/16W	
R1025	1-259-909-11	CARBON MELF	75	2%	1/8W		R2017	1-216-067-00	METAL CHIP	5.6K	5%	1/10W	
R1026	1-259-995-11	CARBON MELF	1K	2%	1/8W		R2019	1-216-833-11	METAL CHIP	10K	5%	1/16W	
R1027	1-259-995-11	CARBON MELF	1K	2%	1/8W		R2021	1-216-833-11	METAL CHIP	10K	5%	1/16W	
R1028	1-260-008-11	CARBON MELF	10K	2%	1/8W								
R1029	1-259-909-11	CARBON MELF	75	2%	1/8W		R2024	1-216-833-11	METAL CHIP	10K	5%	1/16W	
							R2044	1-216-833-11	METAL CHIP	10K	5%	1/16W	
R1030	1-259-909-11	CARBON MELF	75	2%	1/8W		R2045	1-216-833-11	METAL CHIP	10K	5%	1/16W	
R1031	1-259-909-11	CARBON MELF	75	2%	1/8W		R2046	1-216-833-11	METAL CHIP	10K	5%	1/16W	
R1032	1-216-821-11	METAL CHIP	1K	5%	1/16W		R2047	1-216-809-11	METAL CHIP	100	5%	1/16W	
R1033	1-259-995-11	CARBON MELF	1K	2%	1/8W								
R1034	1-216-809-11	METAL CHIP	100	5%	1/16W		R2049	1-216-809-11	METAL CHIP	100	5%	1/16W	
							R2054	1-216-809-11	METAL CHIP	100	5%	1/16W	
R1035	1-216-809-11	METAL CHIP	100	5%	1/16W		R2056	1-216-809-11	METAL CHIP	100	5%	1/16W	
R1036	1-216-809-11	METAL CHIP	100	5%	1/16W		R2058	1-216-809-11	METAL CHIP	100	5%	1/16W	
							R2060	1-216-809-11	METAL CHIP	100	5%	1/16W	

Ref. No.	Part No.	Description			Remark	Ref. No.	Part No.	Description			Remark
R2061	1-216-833-11	METAL CHIP	10K	5%	1/16W	R2131	1-216-833-11	METAL CHIP	10K	5%	1/16W
R2062	1-216-833-11	METAL CHIP	10K	5%	1/16W	R2132	1-216-833-11	METAL CHIP	10K	5%	1/16W
R2063	1-216-073-91	RES-CHIP	10K	5%	1/10W						
R2072	1-216-833-11	METAL CHIP	10K	5%	1/16W	R2133	1-216-833-11	METAL CHIP	10K	5%	1/16W
R2073	1-216-833-11	METAL CHIP	10K	5%	1/16W	R2134	1-216-833-11	METAL CHIP	10K	5%	1/16W
						R2135	1-216-833-11	METAL CHIP	10K	5%	1/16W
R2074	1-216-833-11	METAL CHIP	10K	5%	1/16W	R2136	1-216-833-11	METAL CHIP	10K	5%	1/16W
R2075	1-216-833-11	METAL CHIP	10K	5%	1/16W	R2137	1-216-833-11	METAL CHIP	10K	5%	1/16W
R2076	1-216-833-11	METAL CHIP	10K	5%	1/16W						
R2077	1-216-833-11	METAL CHIP	10K	5%	1/16W	R2138	1-216-833-11	METAL CHIP	10K	5%	1/16W
R2078	1-216-833-11	METAL CHIP	10K	5%	1/16W	R2139	1-216-833-11	METAL CHIP	10K	5%	1/16W
						R2140	1-216-833-11	METAL CHIP	10K	5%	1/16W
R2079	1-216-833-11	METAL CHIP	10K	5%	1/16W	R2141	1-216-073-91	RES-CHIP	10K	5%	1/10W
R2081	1-216-073-91	RES-CHIP	10K	5%	1/10W	R2142	1-216-073-91	RES-CHIP	10K	5%	1/10W
R2082	1-216-073-91	RES-CHIP	10K	5%	1/10W						
R2084	1-216-833-11	METAL CHIP	10K	5%	1/16W	R2143	1-216-833-11	METAL CHIP	10K	5%	1/16W
R2085	1-216-813-11	METAL CHIP	220	5%	1/16W	R2144	1-216-833-11	METAL CHIP	10K	5%	1/16W
						R2145	1-216-833-11	METAL CHIP	10K	5%	1/16W
R2086	1-216-809-11	METAL CHIP	100	5%	1/16W	R3001	1-216-845-11	METAL CHIP	100K	5%	1/16W
R2087	1-216-809-11	METAL CHIP	100	5%	1/16W	R3002	1-216-833-11	METAL CHIP	10K	5%	1/16W
R2088	1-216-809-11	METAL CHIP	100	5%	1/16W						
R2089	1-216-809-11	METAL CHIP	100	5%	1/16W	R3003	1-216-833-11	METAL CHIP	10K	5%	1/16W
R2090	1-216-809-11	METAL CHIP	100	5%	1/16W	R3004	1-216-833-11	METAL CHIP	10K	5%	1/16W
						R3005	1-216-057-00	METAL CHIP	2.2K	5%	1/10W
R2091	1-216-809-11	METAL CHIP	100	5%	1/16W	R3006	1-216-017-91	RES-CHIP	47	5%	1/10W
R2092	1-216-833-11	METAL CHIP	10K	5%	1/16W	R3007	1-216-037-00	METAL CHIP	330	5%	1/10W
R2093	1-216-833-11	METAL CHIP	10K	5%	1/16W						
R2094	1-216-833-11	METAL CHIP	10K	5%	1/16W	R3008	1-216-833-11	METAL CHIP	10K	5%	1/16W
R2095	1-216-833-11	METAL CHIP	10K	5%	1/16W	R3009	1-216-017-91	RES-CHIP	47	5%	1/10W
						R3010	1-216-833-11	METAL CHIP	10K	5%	1/16W
R2096	1-216-833-11	METAL CHIP	10K	5%	1/16W	R3011	1-216-833-11	METAL CHIP	10K	5%	1/16W
R2097	1-216-833-11	METAL CHIP	10K	5%	1/16W	R3012	1-216-065-91	RES-CHIP	4.7K	5%	1/10W
R2098	1-216-833-11	METAL CHIP	10K	5%	1/16W						
R2099	1-216-833-11	METAL CHIP	10K	5%	1/16W	R3013	1-216-797-11	METAL CHIP	10	5%	1/16W
R2100	1-216-833-11	METAL CHIP	10K	5%	1/16W	R3014	1-216-833-11	METAL CHIP	10K	5%	1/16W
						R3015	1-216-833-11	METAL CHIP	10K	5%	1/16W
R2101	1-216-833-11	METAL CHIP	10K	5%	1/16W	R3016	1-216-121-11	RES-CHIP	1M	5%	1/10W
R2102	1-216-809-11	METAL CHIP	100	5%	1/16W	R3017	1-216-833-11	METAL CHIP	10K	5%	1/16W
R2103	1-216-833-11	METAL CHIP	10K	5%	1/16W						
R2104	1-216-057-00	METAL CHIP	2.2K	5%	1/10W	R3018	1-216-065-91	RES-CHIP	4.7K	5%	1/10W
R2105	1-216-065-91	RES-CHIP	4.7K	5%	1/10W	R3019	1-216-073-91	RES-CHIP	10K	5%	1/10W
											(US,CND)
R2106	1-216-833-11	METAL CHIP	10K	5%	1/16W	R3020	1-216-073-91	RES-CHIP	10K	5%	1/10W
R2109	1-216-833-11	METAL CHIP	10K	5%	1/16W						(EXCEPT US,CND)
R2110	1-216-833-11	METAL CHIP	10K	5%	1/16W	R3021	1-216-833-11	METAL CHIP	10K	5%	1/16W
R2111	1-216-833-11	METAL CHIP	10K	5%	1/16W	R3022	1-216-805-11	METAL CHIP	47	5%	1/16W
R2112	1-216-833-11	METAL CHIP	10K	5%	1/16W						
						R3023	1-216-805-11	METAL CHIP	47	5%	1/16W
R2113	1-216-833-11	METAL CHIP	10K	5%	1/16W	R3024	1-216-121-11	RES-CHIP	1M	5%	1/10W
R2114	1-216-833-11	METAL CHIP	10K	5%	1/16W	R3025	1-216-833-11	METAL CHIP	10K	5%	1/16W
R2115	1-216-833-11	METAL CHIP	10K	5%	1/16W	R3026	1-216-833-11	METAL CHIP	10K	5%	1/16W
R2116	1-216-833-11	METAL CHIP	10K	5%	1/16W	R3027	1-216-833-11	METAL CHIP	10K	5%	1/16W
R2117	1-216-833-11	METAL CHIP	10K	5%	1/16W						
						R3028	1-216-833-11	METAL CHIP	10K	5%	1/16W
R2118	1-216-833-11	METAL CHIP	10K	5%	1/16W	R3029	1-216-833-11	METAL CHIP	10K	5%	1/16W
R2119	1-216-833-11	METAL CHIP	10K	5%	1/16W	R3030	1-216-833-11	METAL CHIP	10K	5%	1/16W
R2120	1-216-809-11	METAL CHIP	100	5%	1/16W	R3031	1-216-073-91	RES-CHIP	10K	5%	1/10W
R2121	1-216-809-11	METAL CHIP	100	5%	1/16W	R3032	1-216-833-11	METAL CHIP	10K	5%	1/16W
R2122	1-216-809-11	METAL CHIP	100	5%	1/16W						
						R3033	1-216-833-11	METAL CHIP	10K	5%	1/16W
R2123	1-216-833-11	METAL CHIP	10K	5%	1/16W	R3034	1-216-833-11	METAL CHIP	10K	5%	1/16W
R2124	1-216-833-11	METAL CHIP	10K	5%	1/16W	R3035	1-216-073-91	RES-CHIP	10K	5%	1/10W
R2125	1-216-821-11	METAL CHIP	1K	5%	1/16W	R3036	1-216-833-11	METAL CHIP	10K	5%	1/16W
R2126	1-216-833-11	METAL CHIP	10K	5%	1/16W	R3037	1-216-833-11	METAL CHIP	10K	5%	1/16W
R2127	1-216-809-11	METAL CHIP	100	5%	1/16W						
						R3038	1-216-833-11	METAL CHIP	10K	5%	1/16W
R2128	1-216-809-11	METAL CHIP	100	5%	1/16W	R3039	1-216-073-91	RES-CHIP	10K	5%	1/10W
R2129	1-216-809-11	METAL CHIP	100	5%	1/16W	R3040	1-216-833-11	METAL CHIP	10K	5%	1/16W
R2130	1-216-833-11	METAL CHIP	10K	5%	1/16W	R3041	1-216-833-11	METAL CHIP	10K	5%	1/16W

DIGITAL

Ref. No.	Part No.	Description			Remark
R3105	1-216-073-91	RES-CHIP	10K	5%	1/10W
R3106	1-216-073-91	RES-CHIP	10K	5%	1/10W
R3107	1-216-073-91	RES-CHIP	10K	5%	1/10W
R3108	1-216-073-91	RES-CHIP	10K	5%	1/10W
R3109	1-216-833-11	METAL CHIP	10K	5%	1/16W
R3110	1-216-833-11	METAL CHIP	10K	5%	(EXCEPT US,CND) 1/16W (US,CND)
R3111	1-216-833-11	METAL CHIP	10K	5%	1/16W
R3112	1-216-833-11	METAL CHIP	10K	5%	1/16W
R3113	1-216-833-11	METAL CHIP	10K	5%	1/16W
R3114	1-216-833-11	METAL CHIP	10K	5%	1/16W
R3115	1-216-833-11	METAL CHIP	10K	5%	1/16W
R3116	1-216-821-11	METAL CHIP	1K	5%	1/16W
R3117	1-216-833-11	METAL CHIP	10K	5%	1/16W
R3118	1-216-809-11	METAL CHIP	100	5%	1/16W
R3119	1-216-809-11	METAL CHIP	100	5%	1/16W
R3120	1-216-833-11	METAL CHIP	10K	5%	1/16W
R3121	1-216-833-11	METAL CHIP	10K	5%	1/16W
R3122	1-216-833-11	METAL CHIP	10K	5%	1/16W
R3123	1-216-833-11	METAL CHIP	10K	5%	1/16W
R3124	1-216-833-11	METAL CHIP	10K	5%	1/16W
R3125	1-216-833-11	METAL CHIP	10K	5%	1/16W
R3127	1-216-833-11	METAL CHIP	10K	5%	1/16W
R4001	1-216-025-11	RES-CHIP	100	5%	1/10W
R4002	1-216-025-11	RES-CHIP	100	5%	1/10W
R4003	1-216-025-11	RES-CHIP	100	5%	1/10W
R4004	1-259-983-11	CARBON MELF	100	2%	1/8W
R4005	1-259-983-11	CARBON MELF	100	2%	1/8W
R4006	1-216-833-11	METAL CHIP	10K	5%	1/16W
R4007	1-216-833-11	METAL CHIP	10K	5%	1/16W
R4008	1-259-983-11	CARBON MELF	100	2%	1/8W
R4009	1-259-983-11	CARBON MELF	100	2%	1/8W
R4010	1-216-033-00	METAL CHIP	220	5%	1/10W
R4012	1-216-073-91	RES-CHIP	10K	5%	1/10W
R4013	1-216-809-11	METAL CHIP	100	5%	1/16W
R4014	1-216-809-11	METAL CHIP	100	5%	1/16W
R4015	1-216-809-11	METAL CHIP	100	5%	1/16W
R4016	1-216-809-11	METAL CHIP	100	5%	1/16W
R4017	1-259-983-11	CARBON MELF	100	2%	1/8W
R4018	1-259-983-11	CARBON MELF	100	2%	1/8W
R4019	1-259-983-11	CARBON MELF	100	2%	1/8W
R4020	1-259-983-11	CARBON MELF	100	2%	1/8W
R4021	1-216-809-11	METAL CHIP	100	5%	1/16W
R4022	1-216-809-11	METAL CHIP	100	5%	1/16W
R4023	1-259-983-11	CARBON MELF	100	2%	1/8W
R4024	1-259-983-11	CARBON MELF	100	2%	1/8W
R4025	1-216-073-91	RES-CHIP	10K	5%	1/10W
R4026	1-216-073-91	RES-CHIP	10K	5%	1/10W
R4027	1-259-983-11	CARBON MELF	100	2%	1/8W
R4028	1-259-983-11	CARBON MELF	100	2%	1/8W
R4029	1-216-033-00	METAL CHIP	220	5%	1/10W
R4031	1-216-073-91	RES-CHIP	10K	5%	1/10W
R4032	1-216-809-11	METAL CHIP	100	5%	1/16W
R4033	1-216-809-11	METAL CHIP	100	5%	1/16W
R4034	1-216-809-11	METAL CHIP	100	5%	1/16W
R4035	1-216-809-11	METAL CHIP	100	5%	1/16W
R4036	1-259-983-11	CARBON MELF	100	2%	1/8W

DIGITAL

POWER

Ref. No.	Part No.	Description	Remark	Ref. No.	Part No.	Description	Remark
R4037	1-259-983-11	CARBON MELF	100 2% 1/8W	R5036	1-259-971-11	CARBON MELF	10 2% 1/8W
R4038	1-259-983-11	CARBON MELF	100 2% 1/8W	R5037	1-259-971-11	CARBON MELF	10 2% 1/8W
R4039	1-259-983-11	CARBON MELF	100 2% 1/8W	R5038	1-259-988-11	CARBON MELF	270 2% 1/8W
				R5040	1-259-992-11	CARBON MELF	560 2% 1/8W
R4040	1-216-809-11	METAL CHIP	100 5% 1/16W	R5042	1-259-988-11	CARBON MELF	270 2% 1/8W
R4041	1-216-809-11	METAL CHIP	100 5% 1/16W				
R4042	1-259-983-11	CARBON MELF	100 2% 1/8W	R5044	1-259-976-11	CARBON MELF	27 2% 1/8W
R4043	1-259-983-11	CARBON MELF	100 2% 1/8W	R5045	1-259-971-11	CARBON MELF	10 2% 1/8W
R4044	1-216-073-91	RES-CHIP	10K 5% 1/10W	R5046	1-259-971-11	CARBON MELF	10 2% 1/8W
				R5047	1-259-976-11	CARBON MELF	27 2% 1/8W
R4045	1-216-073-91	RES-CHIP	10K 5% 1/10W	R5048	1-259-971-11	CARBON MELF	10 2% 1/8W
R4046	1-259-983-11	CARBON MELF	100 2% 1/8W				
R4047	1-259-983-11	CARBON MELF	100 2% 1/8W	R5049	1-259-971-11	CARBON MELF	10 2% 1/8W
R4048	1-216-033-00	METAL CHIP	220 5% 1/10W	R5050	1-259-995-11	CARBON MELF	1K 2% 1/8W
R4050	1-216-073-91	RES-CHIP	10K 5% 1/10W	R5051	1-259-971-11	CARBON MELF	10 2% 1/8W
				R5052	1-259-971-11	CARBON MELF	10 2% 1/8W
R4051	1-216-809-11	METAL CHIP	100 5% 1/16W	R5053	1-259-988-11	CARBON MELF	270 2% 1/8W
R4052	1-216-809-11	METAL CHIP	100 5% 1/16W				
R4053	1-216-809-11	METAL CHIP	100 5% 1/16W	R5055	1-259-992-11	CARBON MELF	560 2% 1/8W
R4054	1-216-809-11	METAL CHIP	100 5% 1/16W	R5057	1-259-995-11	CARBON MELF	1K 2% 1/8W
R4055	1-216-809-11	METAL CHIP	100 5% 1/16W	R5058	1-259-988-11	CARBON MELF	270 2% 1/8W
				R5060	1-259-976-11	CARBON MELF	27 2% 1/8W
R4056	1-259-983-11	CARBON MELF	100 2% 1/8W	R5061	1-259-971-11	CARBON MELF	10 2% 1/8W
R4057	1-216-809-11	METAL CHIP	100 5% 1/16W				
R4058	1-259-983-11	CARBON MELF	100 2% 1/8W	R5062	1-259-971-11	CARBON MELF	10 2% 1/8W
R4059	1-216-809-11	METAL CHIP	100 5% 1/16W	R5063	1-259-976-11	CARBON MELF	27 2% 1/8W
R4060	1-259-983-11	CARBON MELF	100 2% 1/8W	R5064	1-259-971-11	CARBON MELF	10 2% 1/8W
				R5065	1-259-971-11	CARBON MELF	10 2% 1/8W
R4061	1-259-983-11	CARBON MELF	100 2% 1/8W	R5066	1-259-971-11	CARBON MELF	10 2% 1/8W
R4062	1-216-809-11	METAL CHIP	100 5% 1/16W				
R4063	1-216-809-11	METAL CHIP	100 5% 1/16W	R5067	1-259-971-11	CARBON MELF	10 2% 1/8W
R4064	1-216-809-11	METAL CHIP	100 5% 1/16W	R5068	1-259-988-11	CARBON MELF	270 2% 1/8W
R4065	1-216-809-11	METAL CHIP	100 5% 1/16W	R5070	1-259-992-11	CARBON MELF	560 2% 1/8W
				R5072	1-259-988-11	CARBON MELF	270 2% 1/8W
R4067	1-216-809-11	METAL CHIP	100 5% 1/16W	R5074	1-259-976-11	CARBON MELF	27 2% 1/8W
R5001	1-259-971-11	CARBON MELF	10 2% 1/8W				
R5002	1-259-971-11	CARBON MELF	10 2% 1/8W	R5075	1-259-971-11	CARBON MELF	10 2% 1/8W
R5003	1-259-976-11	CARBON MELF	27 2% 1/8W	R5076	1-259-971-11	CARBON MELF	10 2% 1/8W
R5004	1-259-971-11	CARBON MELF	10 2% 1/8W	R5077	1-259-976-11	CARBON MELF	27 2% 1/8W
				R5078	1-259-971-11	CARBON MELF	10 2% 1/8W
R5005	1-259-971-11	CARBON MELF	10 2% 1/8W	R5079	1-259-971-11	CARBON MELF	10 2% 1/8W
R5006	1-259-971-11	CARBON MELF	10 2% 1/8W				
R5007	1-259-971-11	CARBON MELF	10 2% 1/8W	R5080	1-259-995-11	CARBON MELF	1K 2% 1/8W
R5008	1-259-988-11	CARBON MELF	270 2% 1/8W	R5081	1-259-971-11	CARBON MELF	10 2% 1/8W
R5010	1-259-992-11	CARBON MELF	560 2% 1/8W	R5082	1-259-971-11	CARBON MELF	10 2% 1/8W
				R5083	1-259-988-11	CARBON MELF	270 2% 1/8W
R5012	1-259-988-11	CARBON MELF	270 2% 1/8W	R5085	1-259-992-11	CARBON MELF	560 2% 1/8W
R5014	1-259-976-11	CARBON MELF	27 2% 1/8W				
R5015	1-259-971-11	CARBON MELF	10 2% 1/8W	R5087	1-259-995-11	CARBON MELF	1K 2% 1/8W
R5016	1-259-971-11	CARBON MELF	10 2% 1/8W	R5088	1-259-988-11	CARBON MELF	270 2% 1/8W
R5017	1-259-976-11	CARBON MELF	27 2% 1/8W	R5090	1-259-976-11	CARBON MELF	27 2% 1/8W
R5018	1-259-971-11	CARBON MELF	10 2% 1/8W			<VIBRATOR>	
R5019	1-259-971-11	CARBON MELF	10 2% 1/8W				
R5020	1-259-995-11	CARBON MELF	1K 2% 1/8W	X2001	1-767-326-21	OSCILLATOR, CRYSTAL (40MHz)	
R5021	1-259-971-11	CARBON MELF	10 2% 1/8W	X3001	1-767-938-21	VIBRATOR, CERAMIC (7.28MHz)	
R5022	1-259-971-11	CARBON MELF	10 2% 1/8W	X3002	1-781-088-21	VIBRATOR, CERAMIC (20MHz)	




R5023	1-259-988-11	CARBON MELF	270 2% 1/8W				
R5025	1-259-992-11	CARBON MELF	560 2% 1/8W	*	A-4417-104-A	POWER BOARD, COMPLETE (US,CND)	
R5027	1-259-995-11	CARBON MELF	1K 2% 1/8W	*	A-4417-110-A	POWER BOARD, COMPLETE (EXCEPT US,CND)	
R5028	1-259-988-11	CARBON MELF	270 2% 1/8W			*****	
R5030	1-259-976-11	CARBON MELF	27 2% 1/8W				
R5031	1-259-971-11	CARBON MELF	10 2% 1/8W	*	1-535-303-00	WIRE, JUMPER	
R5032	1-259-971-11	CARBON MELF	10 2% 1/8W		2-389-320-01	CUSHION	
R5033	1-259-976-11	CARBON MELF	27 2% 1/8W		4-211-649-01	SCREW (+BV 3X6 B)	
R5034	1-259-971-11	CARBON MELF	10 2% 1/8W		4-974-510-01	SCREW (+BV 3X8 CU)	
R5035	1-259-971-11	CARBON MELF	10 2% 1/8W				

POWER

Ref. No.	Part No.	Description	Remark		
<CAPACITOR>					
C110	1-164-004-11	CERAMIC CHIP	0.1uF	10%	25V
C111	1-164-004-11	CERAMIC CHIP	0.1uF	10%	25V
C112	1-126-960-11	ELECT	1uF	20%	50V
C115	1-119-800-21	ELECT	100uF	20%	25V
C116	1-164-004-11	CERAMIC CHIP	0.1uF	10%	25V
C117	1-163-093-00	CERAMIC CHIP	10PF	5%	50V
C118	1-119-840-21	ELECT	470uF	20%	63V
C119	1-163-093-00	CERAMIC CHIP	10PF	5%	50V
C120	1-126-955-11	ELECT	4700uF	20%	35V
C121	1-117-783-11	ELECT	13000uF	20%	16V
C122	1-119-800-21	ELECT	100uF	20%	25V
C123	1-119-840-21	ELECT	470uF	20%	63V
C124	1-126-955-11	ELECT	4700uF	20%	35V
C125	1-117-783-11	ELECT	13000uF	20%	16V
C126	1-117-783-11	ELECT	13000uF	20%	16V
C127	1-117-783-11	ELECT	13000uF	20%	16V
C128	1-119-830-11	ELECT	330uF	20%	25V
C129	1-126-964-11	ELECT	10uF	20%	50V
C130	1-119-830-11	ELECT	330uF	20%	25V
C131	1-126-927-11	ELECT	2200uF	20%	10V
C133	1-164-004-11	CERAMIC CHIP	0.1uF	10%	25V
C134	1-164-004-11	CERAMIC CHIP	0.1uF	10%	25V
C136	1-164-004-11	CERAMIC CHIP	0.1uF	10%	25V
C137	1-164-004-11	CERAMIC CHIP	0.1uF	10%	25V
C138	1-164-004-11	CERAMIC CHIP	0.1uF	10%	25V
C140	1-164-004-11	CERAMIC CHIP	0.1uF	10%	25V
C141	1-126-924-11	ELECT	330uF	20%	10V
C142	1-126-924-11	ELECT	330uF	20%	10V
C144	1-126-964-11	ELECT	10uF	20%	50V
C145	1-119-800-21	ELECT	100uF	20%	25V
C146	1-164-004-11	CERAMIC CHIP	0.1uF	10%	25V
C148	1-119-800-21	ELECT	100uF	20%	25V
C149	1-164-004-11	CERAMIC CHIP	0.1uF	10%	25V
C150	1-164-222-91	CERAMIC CHIP	0.22uF		25V
C151	1-136-169-00	MYLAR	0.22uF	5%	50V
C152	1-136-169-00	MYLAR	0.22uF	5%	50V
C153	1-164-222-91	CERAMIC CHIP	0.22uF		25V
C154	1-164-004-11	CERAMIC CHIP	0.1uF	10%	25V
C155	1-164-004-11	CERAMIC CHIP	0.1uF	10%	25V
C156	1-163-009-91	CERAMIC CHIP	0.001uF	10%	50V
C157	1-119-824-31	ELECT	10uF	20%	50V
C158	1-119-824-31	ELECT	10uF	20%	50V
<CONNECTOR>					
* CN102	1-564-243-11	PIN, CONNECTOR(3.96MM PITCH)6P			
* CN103	1-564-104-00	PIN, CONNECTOR(3.96MM PITCH)3P			
* CN104	1-564-104-00	PIN, CONNECTOR(3.96MM PITCH)3P			
* CN105	1-564-241-11	PIN, CONNECTOR(3.96MM PITCH)4P			
CN106	1-691-771-11	PLUG (MICRO CONNECTOR) 9P			
<DIODE>					
D101	8-719-800-76	DIODE	1SS226		
D102	8-719-025-37	DIODE	02CZ9.1-TE85L		
D103	8-719-025-37	DIODE	02CZ9.1-TE85L		
D104	8-719-800-76	DIODE	1SS226		
D105	8-719-820-05	DIODE	1SS181		

Ref. No.	Part No.	Description	Remark
D106	8-719-025-29	DIODE 02CZ5.1-TE85L	
D107	8-719-060-53	DIODE RBV-2506	
D108	8-719-820-05	DIODE 1SS181	
D109	8-719-820-05	DIODE 1SS181	
D110	8-719-025-03	DIODE RBA-402-SL	
D111	8-719-025-29	DIODE 02CZ5.1-TE85L	
D112	8-719-820-05	DIODE 1SS181	
D113	8-719-820-05	DIODE 1SS181	
D114	8-719-820-05	DIODE 1SS181	
D115	8-719-820-05	DIODE 1SS181	
D116	8-719-820-05	DIODE 1SS181	
D117	8-719-820-05	DIODE 1SS181	
D118	8-719-820-05	DIODE 1SS181	
D119	8-719-820-05	DIODE 1SS181	
D120	8-719-820-05	DIODE 1SS181	
D121	8-719-025-33	DIODE 02CZ6.2-TE85L	
D122	8-719-820-05	DIODE 1SS181	
D123	8-719-820-05	DIODE 1SS181	
D124	8-719-820-05	DIODE 1SS181	
D125	8-719-800-76	DIODE 1SS226	
D126	8-719-800-76	DIODE 1SS226	
D127	8-719-820-05	DIODE 1SS181	
D128	8-719-820-05	DIODE 1SS181	
<GROUND TERMINAL>			
E101	1-537-770-21	TERMINAL BOARD, GROUND	
E102	1-537-770-21	TERMINAL BOARD, GROUND	
E103	1-537-770-21	TERMINAL BOARD, GROUND	
<IC>			
IC101	8-759-636-55	IC M5218AFP-T1	
IC102	8-759-632-07	IC M5237L-700A	
IC103	8-759-604-86	IC M5F7807L	
IC104	8-759-604-90	IC M5F7907L	
IC105	8-759-450-47	IC BA05T	
IC106	8-759-245-79	IC M5F7905L	
IC107	8-759-604-87	IC M5F7818L	
IC108	8-759-636-55	IC M5218AFP-T1	
IC109	8-759-604-91	IC M5F7918L	
<PHOTO INTERRUPTER>			
PH101	8-719-936-96	PHOTO COUPLER PC817-B	
PH102	8-719-936-96	PHOTO COUPLER PC817-B	
<TRANSISTOR>			
Q101	8-729-216-22	TRANSISTOR 2SA1162-G	
Q102	8-729-230-49	TRANSISTOR 2SC2712-YG	
Q103	8-729-230-49	TRANSISTOR 2SC2712-YG	
Q104	8-729-230-49	TRANSISTOR 2SC2712-YG	
Q105	8-729-216-22	TRANSISTOR 2SA1162-G	
Q106	8-729-209-15	TRANSISTOR 2SD2012	
Q107	8-729-209-60	TRANSISTOR 2SB1375	
Q108	8-729-111-29	TRANSISTOR 2SD1616A-K	
Q109	8-729-230-49	TRANSISTOR 2SC2712-YG	
Q110	8-729-140-05	TRANSISTOR 2SB1116A-K	
Q111	8-729-209-15	TRANSISTOR 2SD2012	
Q112	8-729-209-60	TRANSISTOR 2SB1375	
Q113	8-729-230-49	TRANSISTOR 2SC2712-YG	

以阴影和△标志来识别的零部件在安全方面具有关键性。因此只能以规定号码的零部件来更换。

<p>The components identified by mark  or dotted line with mark  are critical for safety. Replace only with part number specified.</p>	<p>Les composants identifiés par une marque  sont critiques pour la sécurité. Ne les remplacer que par une pièce portant le numéro spécifié.</p>
---	--

REVISION HISTORY

Clicking the version allows you to jump to the revised page.

Also, clicking the version at the upper right on the revised page allows you to jump to the next revised page.

[illegible]